

DAILY REPORT

Beirut Stock Exchange
Equity Market

Prices and Indices as at the closing of:

1-Mar-17

Listed Companies	Listed Shares MM	Market Cap. (In MM \$)	Total Ordinary Shares MM	Preferred Shares MM	Preferred Shares Issue Price \$	Total Market Cap. (In MM \$)	Cur.	Traded Volume	Traded Value	Closing Price	Open Price	High Price	Low Price	Previous Price
SOLIDERE A	100.00	912.00	100.00			912.00	USD	12,544	115,087	9.120	9.150	9.260	9.060	9.350
SOLIDERE B	65.00	590.20	65.00			590.20	USD	11,675	104,223	9.080	9.200	9.200	8.840	9.220
BQ.LIB. POUR LE COMMERCE	51.03	50.52	152.70			151.17	USD	-	-	0.990	0.000	0.000	0.000	0.990
BQ.LIB. POUR LE COMMERCE PEF. "B"	0.55	55.00		0.55		55.00	USD	300	30,000	100.000	100.000	100.000	100.000	100.000
BQ.LIB. POUR LE COMMERCE PEF. "C"	0.35	35.00		0.35		35.00	USD	-	-	100.000	0.000	0.000	0.000	100.000
BQ.LIB. POUR LE COMMERCE PEF. "D"	0.75	75.00		0.75		75.00	USD	-	-	100.000	0.000	0.000	0.000	100.000
BANQUE AUDI	399.75	2702.30	399.75			2702.30	USD	511	3,454	6.760	6.760	6.760	6.760	6.750
BANQUE AUDI GDR	116.24	774.15				774.15	USD	11,667	76,776	6.660	6.190	6.750	6.100	6.700
BANQUE AUDI PREFERRED "E"	1.50	153.75		1.50	100.00	153.75	USD	-	-	102.500	0.000	0.000	0.000	102.500
BANQUE AUDI PREFERRED "G"	1.50	153.75		1.50	100.00	153.75	USD	200	20,500	102.500	102.500	102.500	102.500	102.500
BANQUE AUDI PREFERRED "H"	0.75	76.73		0.75	100.00	76.73	USD	-	-	102.300	0.000	0.000	0.000	102.300
BANQUE AUDI PREFERRED "I"	2.50	253.00		2.50	100.00	253.00	USD	-	-	101.200	0.000	0.000	0.000	101.200
BANK OF BEIRUT	16.82	316.26	50.47			948.79	USD	10,038	188,714	18.800	18.800	18.800	18.800	18.800
BANK OF BEIRUT PRIORITY	4.76	100.00				100.00	USD	-	-	21.000	0.000	0.000	0.000	21.000
BANK OF BEIRUT PREFERRED SHARES "H"	5.40	141.75		5.40	25.00	141.75	USD	-	-	26.250	0.000	0.000	0.000	26.250
BANK OF BEIRUT PREFERRED SHARES "I"	5.00	131.25		5.00	25.00	131.25	USD	-	-	26.250	0.000	0.000	0.000	26.250
BANK OF BEIRUT PREFERRED SHARES "J"	3.00	78.75		3.00	25.00	78.75	USD	-	-	26.250	0.000	0.000	0.000	26.250
BANK OF BEIRUT PREFERRED SHARES "K"	4.00	100.00		4.00	25.00	100.00	USD	-	-	25.250	0.000	0.000	0.000	25.250
BYBLOS BANK	565.52	972.69	565.52			972.69	USD	-	-	1.720	0.000	0.000	0.000	1.720
BYBLOS BANK GDR	1.31	104.73				104.73	USD	-	-	80.000	0.000	0.000	0.000	80.000
BYBLOS BANK PREFERRED SHARES 2008	2.00	204.20		2.00	100.00	204.20	USD	-	-	102.100	0.000	0.000	0.000	102.100
BYBLOS BANK PREFERRED SHARES 2009	2.00	211.00		2.00	96.00	211.00	USD	-	-	105.500	0.000	0.000	0.000	105.500
BQ.EUROPEENNE PR.M.O	51.40	87.38	62.00			105.40	USD	-	-	1.700	0.000	0.000	0.000	1.700
BQ.EUROPEENNE PR.M.O PREFERRED 2013	0.35	34.91		0.35	100.00	34.91	USD	-	-	99.750	0.000	0.000	0.000	99.750
BLOM BANK GDR	73.90	943.65				943.65	USD	4,471	57,105	12.770	12.750	12.800	12.750	12.750
BLOM BANK	215.00	2515.50	215.00			2515.50	USD	1,500	17,550	11.700	11.700	11.700	11.700	11.700
BLOM BANK PREFERRED 2011	20.00	206.00		20.00	10.00	206.00	USD	-	-	10.300	0.000	0.000	0.000	10.300
RASAMNY-YOUNIS MOTORS CO	10.92	35.49	27.30			88.73	USD	-	-	3.250	0.000	0.000	0.000	3.250
HOLCIM Liban	19.52	245.90	19.52			245.90	USD	-	-	12.600	0.000	0.000	0.000	12.600
STE DES CEMENTS BLANCS B	6.00	17.40	6.00			17.40	USD	-	-	2.900	0.000	0.000	0.000	2.900
STE DES CEMENTS BLANCS N	3.00	4.71	3.00			4.71	USD	-	-	1.570	0.000	0.000	0.000	1.570
TOTAL EXECUTED	1,749.81	12,282.97	1,666.25	49.65		13,087.40		52,906	\$613,409					

Official USD Closing 1507.5

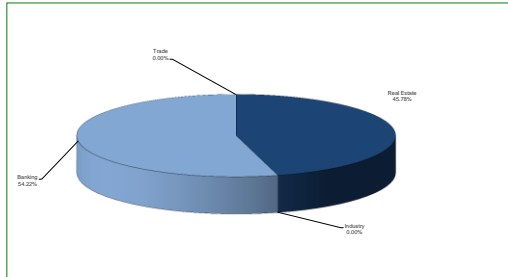
Lebanese Global Depository Receipts

	Shares MM	Bid \$	Ask \$	Mid Price \$
BLOM Bank	73.90	12.60	12.70	12.65
Byblos Bank	1.31	78.00	0.00	78.00
Solidere	9.09	9.35	9.45	9.40
Audi Bank	116.24	6.70	6.79	6.75

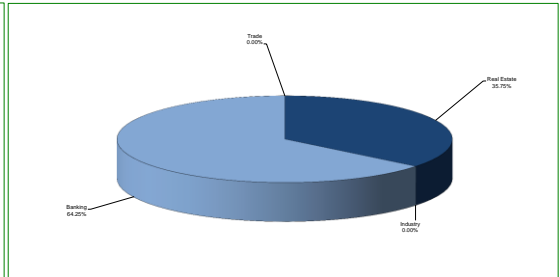
BDL Market Value Weighted Index

	Value	Previous Value	%of change
BDL STOCKS INDEX	103.03	104.70	-1.60%
Number of Transactions	51		

Beirut Stock Exchange Daily Trading Volume



Beirut Stock Exchange Daily Trading Value \$





Lebanese Public Sector Eurobonds

Luxembourg Stock Exchange

Prices and yields as at the closing of :

1-Mar-17

Maturity	Currency	Issued Amount (MM)	Outstanding Amount (MM)	Coupon	Issue P.	Bid \$	Ask \$	Mid. P	Yield	Spread	Duration	Convexity
Lebanon / 20-03-2017	USD	1500.000	1500.000	9.000	100.000	100.200	100.660	100.200	6.000	0.000	0.000	0.000
Lebanon / 20-07-2017	USD	300.000	150.000	3.750	100.000	99.750	100.000	99.750	4.398	3.616	0.375	0.281
Lebanon / 12-10-2017	USD	775.000	775.000	5.000	100.000	100.900	101.630	100.900	3.486	2.691	0.588	0.641
Lebanon / 27-12-2017	USD	950.000	195.000	5.000	100.000	99.625	99.875	99.625	5.669	4.523	0.545	0.622
Lebanon / 31-12-2017	USD	2007.511	602.253	4.000	100.000	99.750	100.750	99.750	4.437	3.348	0.560	0.650
Lebanon / 07-03-2018	USD	700.000	245.000	5.000	100.000	98.750	100.750	98.750	7.568	5.375	0.481	0.623
Lebanon / 27-05-2018	USD	200.000	70.000	5.000	100.000	98.750	100.750	98.750	6.774	5.123	0.698	0.985
Lebanon / 12-06-2018	USD	700.000	700.000	5.150	100.000	101.250	103.250	101.250	4.128	3.174	1.218	2.110
Lebanon / 12-11-2018	USD	1025.000	1025.000	5.150	100.000	101.470	101.650	101.470	4.236	2.924	1.585	3.367
Lebanon / 28-11-2018	EUR	445.000	445.000	5.350	100.000	104.020	104.980	104.020	2.937	3.826	1.646	4.359
Lebanon / 23-04-2019	USD	500.000	500.000	6.750	100.000	100.875	101.875	100.875	5.060	3.776	1.963	4.980
Lebanon / 20-05-2019	USD	650.000	650.000	6.000	100.000	102.350	103.000	102.350	4.863	3.551	2.027	5.280
Lebanon / 28-11-2019	USD	1500.000	1500.000	5.450	100.000	101.450	101.700	101.450	4.874	3.307	2.486	7.695
Lebanon / 09-03-2020	USD	1200.000	1200.000	6.375	100.000	103.450	104.100	103.450	5.126	3.547	2.650	8.855
Lebanon / 14-04-2020	USD	700.000	700.000	5.800	100.000	101.500	102.000	101.500	5.269	3.701	2.763	9.490
Lebanon / 19-06-2020	USD	600.000	600.000	6.150	100.000	102.375	103.375	102.375	5.351	3.796	2.926	10.520
Lebanon / 12-04-2021	USD	2092.469	2092.469	8.250	100.000	109.797	110.620	109.797	5.548	3.551	3.404	14.560
Lebanon / 27-05-2022	USD	500.000	500.000	6.250	100.000	100.875	101.875	100.875	6.050	4.097	4.349	23.040
Lebanon / 04-10-2022	USD	1540.000	1540.000	6.100	100.000	101.110	101.950	101.110	5.863	3.880	4.604	25.850
Lebanon / 27-01-2023	USD	1100.000	1100.000	6.000	100.000	100.360	100.640	100.360	5.925	3.938	4.885	28.750
Lebanon / 26-05-2023	USD	500.000	500.000	6.400	100.000	100.250	101.250	100.250	6.348	4.100	4.998	30.660
Lebanon / 22-04-2024	USD	700.000	700.000	6.650	100.000	101.370	102.000	101.370	6.406	4.122	5.501	37.800
Lebanon / 04-11-2024	USD	500.000	500.000	6.250	100.000	98.700	99.600	98.700	6.466	4.161	5.889	43.174
Lebanon / 03-12-2024	USD	250.000	250.000	7.000	100.000	103.000	103.150	103.000	6.499	4.213	5.850	42.931
Lebanon / 26-02-2025	USD	800.000	800.000	6.200	100.000	97.910	99.010	97.910	6.540	4.235	6.192	46.982
Lebanon / 12-06-2025	USD	800.000	800.000	6.250	100.000	98.000	99.000	98.000	6.565	4.265	6.276	49.060
Lebanon / 27-11-2026	USD	1600.000	1600.000	6.600	100.000	99.900	100.700	99.900	6.612	4.174	6.986	62.342
Lebanon / 29-11-2027	USD	1000.000	1000.000	6.750	100.000	100.250	100.700	100.250	6.715	4.267	7.435	71.780
Lebanon / 03-11-2028	USD	500.000	500.000	6.650	100.000	98.700	99.000	98.700	6.812	4.349	7.830	80.930
Lebanon / 25-05-2029	USD	1000.000	1000.000	6.850	100.000	99.500	100.500	99.500	6.910	4.500	8.048	86.130
Lebanon / 26-02-2030	USD	1400.000	1400.000	6.650	100.000	98.940	99.750	98.940	6.774	4.313	8.577	96.754
Lebanon / 22-04-2031	USD	300.000	300.000	7.000	100.000	99.420	100.820	99.420	7.064	4.605	8.670	103.740
Lebanon / 02-11-2035	USD	600.000	600.000	7.050	100.000	99.550	101.000	99.550	7.093	4.630	10.074	148.480
Total Public Sector Eurobonds	USD		26,063,040									

Euro CDs

Not Available

Lebanese Private Sector Eurobonds

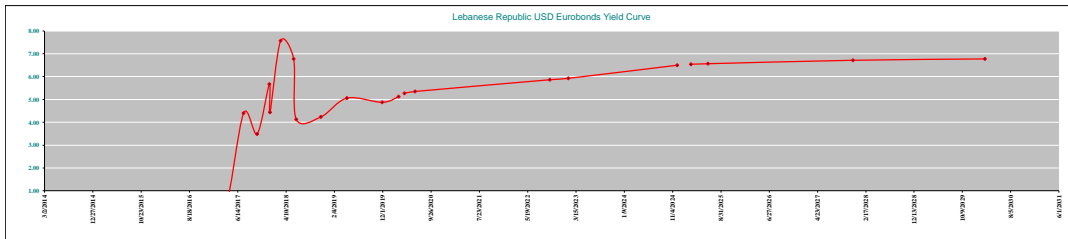
Maturity	Size MM	Type	Coupon	Issue P.	Bid \$	Ask \$	Mid. P	Yield	Spread	Duration	Convexity
Bank MED S.A.L./14-12-2017	USD 500	Euro CD	5.38	99.46	102.99	103.07	102.99	1.52	0.60	0.76	0.97
Bank BYBLOS S.A.L./21-06-2021	USD 300	Note	7.00	100.00	100.50	101.50	100.50	6.89	5.25	4.39	24.18

World Yields in Native Terms

	O/N	3 Months	6 Months	9 Months	1 Year	2 Years	3 Years	5 Years	7 Years	10 Years	30 Years
EUR	-	-0.89	-0.88	-0.89	-0.86	-0.86	-0.83	-0.52	-0.25	0.27	1.07
U.S.A	-	0.67	0.78	--	0.93	1.30	1.57	2.00	2.30	2.46	3.06
U.K	-	0.21	0.26	--	0.11	0.11	0.26	0.59	0.83	1.19	1.76
Japan	-	-0.14	-0.24	-0.18	-0.27	-0.25	-0.17	-0.13	-0.05	0.06	0.84

Libor	USD	EUR	JPY	GBP
1 Months	0.79	-0.40	-0.05	0.26
2 Months	0.86	-0.37	-0.04	0.31
3 Months	1.06	-0.35	-0.01	0.36
6 Months	1.37	-0.25	0.03	0.51
1 Year	1.76	-0.11	0.13	0.74

Spot Rates	Bid	Ask
Lebanese Pound	1505.50	1510.50
Euro	1.0524	1.0528
British Sterling Pound	1.2295	1.2297
Japanese Yen	113.8800	113.9100
Gold	1237.99	1238.20



Disclaimer: The Capital Markets Authority (CMA) publishes reports for general information purposes only. However, under no circumstances the CMA will accept any responsibility or liability in connection with the use of the information provided in these reports or on this website.