

## DAILY REPORT

Beirut Stock Exchange  
Equity Market

Prices and Indices as at the closing of:

2-Mar-17

Listed Companies	Listed Shares MM	Market Cap. (In MM \$)	Total Ordinary Shares MM	Preferred Shares MM	Preferred Shares Issue Price \$	Total Market Cap. (In MM \$)	Cur.	Traded Volume	Traded Value	Closing Price	Open Price	High Price	Low Price	Previous Price
SOLIDERE A	100.00	900.00	100.00			900.00	USD	30,854	278,516	9.000	9.000	9.190	9.000	9.120
SOLIDERE B	65.00	585.00	65.00			585.00	USD	5,293	47,607	9.000	8.990	9.000	8.990	9.080
BQ.LIB. POUR LE COMMERCE	51.03	50.52	152.70			151.17	USD	-	-	0.990	0.000	0.000	0.000	0.990
BQ.LIB. POUR LE COMMERCE PEF. "B"	0.55	55.00		0.55		55.00	USD	-	-	100.000	0.000	0.000	0.000	100.000
BQ.LIB. POUR LE COMMERCE PEF. "C"	0.35	35.00		0.35		35.00	USD	-	-	100.000	0.000	0.000	0.000	100.000
BQ.LIB. POUR LE COMMERCE PEF. "D"	0.75	75.00		0.75		75.00	USD	-	-	100.000	0.000	0.000	0.000	100.000
BANQUE AUDI	399.75	2702.30	399.75			2702.30	USD	-	-	6.760	0.000	0.000	0.000	6.760
BANQUE AUDI GDR	116.24	774.15				774.15	USD	-	-	6.660	0.000	0.000	0.000	6.660
BANQUE AUDI PREFERRED "E"	1.50	153.75		1.50	100.00	153.75	USD	-	-	102.500	0.000	0.000	0.000	102.500
BANQUE AUDI PREFERRED "G"	1.50	153.75		1.50	100.00	153.75	USD	-	-	102.500	0.000	0.000	0.000	102.500
BANQUE AUDI PREFERRED "H"	0.75	76.73		0.75	100.00	76.73	USD	-	-	102.300	0.000	0.000	0.000	102.300
BANQUE AUDI PREFERRED "I"	2.50	253.00		2.50	100.00	253.00	USD	-	-	101.200	0.000	0.000	0.000	101.200
BANK OF BEIRUT	16.82	316.26	50.47			948.79	USD	-	-	18.800	0.000	0.000	0.000	18.800
BANK OF BEIRUT PRIORITY	4.76	100.00				100.00	USD	-	-	21.000	0.000	0.000	0.000	21.000
BANK OF BEIRUT PREFERRED SHARES "H"	5.40	141.75		5.40	25.00	141.75	USD	-	-	26.250	0.000	0.000	0.000	26.250
BANK OF BEIRUT PREFERRED SHARES "I"	5.00	131.25		5.00	25.00	131.25	USD	-	-	26.250	0.000	0.000	0.000	26.250
BANK OF BEIRUT PREFERRED SHARES "J"	3.00	78.75		3.00	25.00	78.75	USD	-	-	26.250	0.000	0.000	0.000	26.250
BANK OF BEIRUT PREFERRED SHARES "K"	4.00	100.00		4.00	25.00	100.00	USD	-	-	25.250	0.000	0.000	0.000	25.250
BYBLOS BANK	565.52	972.69	565.52			972.69	USD	-	-	1.720	0.000	0.000	0.000	1.720
BYBLOS BANK GDR	1.31	104.73				104.73	USD	-	-	80.000	0.000	0.000	0.000	80.000
BYBLOS BANK PREFERRED SHARES 2008	2.00	204.20		2.00	100.00	204.20	USD	-	-	102.100	0.000	0.000	0.000	102.100
BYBLOS BANK PREFERRED SHARES 2009	2.00	211.00		2.00	96.00	211.00	USD	-	-	105.500	0.000	0.000	0.000	105.500
BQ.EUROPEENNE PR.M.O	51.40	87.38	62.00			105.40	USD	-	-	1.700	0.000	0.000	0.000	1.700
BQ.EUROPEENNE PR.M.O PREFERRED 2013	0.35	34.91		0.35	100.00	34.91	USD	-	-	99.750	0.000	0.000	0.000	99.750
BLOM BANK GDR	73.90	942.17				942.17	USD	3,466	44,192	12.750	12.750	12.750	12.750	12.770
BLOM BANK	215.00	2515.50	215.00			2515.50	USD	-	-	11.700	0.000	0.000	0.000	11.700
BLOM BANK PREFERRED 2011	20.00	206.00		20.00	10.00	206.00	USD	-	-	10.300	0.000	0.000	0.000	10.300
RASAMNY-YOUNIS MOTORS CO	10.92	35.49	27.30			88.73	USD	-	-	3.250	0.000	0.000	0.000	3.250
HOLCIM Liban	19.52	245.90	19.52			245.90	USD	4,068	51,257	12.600	12.600	12.600	12.600	12.600
STE DES CEMENTS BLANCS B	6.00	17.40	6.00			17.40	USD	-	-	2.900	0.000	0.000	0.000	2.900
STE DES CEMENTS BLANCS N	3.00	4.71	3.00			4.71	USD	-	-	1.570	0.000	0.000	0.000	1.570
<b>TOTAL EXECUTED</b>	<b>1,749.81</b>	<b>12,264.29</b>	<b>1,666.25</b>	<b>49.65</b>		<b>13,068.72</b>		<b>43,681</b>	<b>\$421,572</b>					

Official USD Closing 1507.5

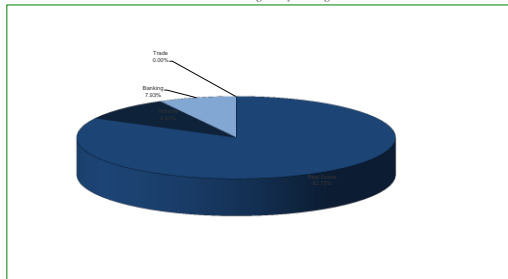
## Lebanese Global Depository Receipts

	Shares MM	Bid \$	Ask \$	Mid Price \$
BLOM Bank	73.90	12.65	12.70	12.68
Byblos Bank	1.31	78.00	0.00	78.00
Solidere	9.09	8.90	9.25	9.08
Audi Bank	116.24	6.40	6.67	6.54

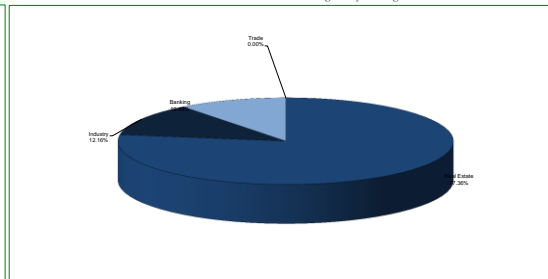
## BDL Market Value Weighted Index

	Value	Previous Value	%of change
BDL STOCKS INDEX	102.13	103.03	-0.87%
Number of Transactions	56		

Beirut Stock Exchange Daily Trading Volume



Beirut Stock Exchange Daily Trading Value \$





## Lebanese Public Sector Eurobonds

Luxembourg Stock Exchange

Prices and yields as at the closing of :

2-Mar-17

Maturity	Currency	Issued Amount (MM)	Outstanding Amount (MM)	Coupon	Issue P.	Bid \$	Ask \$	Mid. P	Yield	Spread	Duration	Convexity
Lebanon / 20-03-2017	USD	1500.000	1500.000	9.000	100.000	100.200	100.635	100.200	6.000	0.000	0.000	0.000
Lebanon / 20-07-2017	USD	300.000	150.000	3.750	100.000	99.750	100.000	99.750	4.411	3.579	0.367	0.269
Lebanon / 12-10-2017	USD	775.000	775.000	5.000	100.000	100.900	101.630	100.900	3.466	2.660	0.580	0.628
Lebanon / 27-12-2017	USD	950.000	195.000	5.000	100.000	99.625	99.875	99.625	5.679	4.518	0.537	0.610
Lebanon / 31-12-2017	USD	2007.511	602.253	4.000	100.000	99.750	100.750	99.750	4.444	3.325	0.552	0.637
Lebanon / 07-03-2018	USD	700.000	245.000	5.000	100.000	98.750	100.750	98.750	7.612	5.379	0.473	0.611
Lebanon / 27-05-2018	USD	200.000	70.000	5.000	100.000	98.750	100.750	98.750	6.795	5.122	0.690	0.970
Lebanon / 12-06-2018	USD	700.000	700.000	5.150	100.000	101.125	103.125	101.125	4.223	3.283	1.209	2.090
Lebanon / 12-11-2018	USD	1025.000	1025.000	5.150	100.000	100.850	101.741	100.850	4.615	3.302	1.576	3.331
Lebanon / 28-11-2018	EUR	445.000	445.000	5.350	100.000	103.750	104.750	103.750	3.083	3.929	1.636	4.314
Lebanon / 23-04-2019	USD	500.000	500.000	6.750	100.000	101.250	101.750	101.250	4.872	3.572	1.955	4.950
Lebanon / 20-05-2019	USD	650.000	650.000	6.000	100.000	102.350	103.450	102.350	4.859	3.547	2.020	5.250
Lebanon / 28-11-2019	USD	1500.000	1500.000	5.450	100.000	101.200	101.700	101.200	4.971	3.392	2.477	7.647
Lebanon / 09-03-2020	USD	1200.000	1200.000	6.375	100.000	103.250	103.900	103.250	5.194	3.618	2.640	8.801
Lebanon / 14-04-2020	USD	700.000	700.000	5.800	100.000	101.350	101.850	101.350	5.320	3.742	2.754	9.435
Lebanon / 19-06-2020	USD	600.000	600.000	6.150	100.000	102.000	103.000	102.000	5.473	3.899	2.916	10.450
Lebanon / 12-04-2021	USD	2092.469	2092.469	8.250	100.000	109.479	110.318	109.479	5.626	3.613	3.393	14.485
Lebanon / 27-05-2022	USD	500.000	500.000	6.250	100.000	101.000	102.000	101.000	6.022	4.017	4.342	22.980
Lebanon / 04-10-2022	USD	1540.000	1540.000	6.100	100.000	100.850	101.750	100.850	5.918	3.905	4.594	25.752
Lebanon / 27-01-2023	USD	1100.000	1100.000	6.000	100.000	100.100	100.300	100.100	5.978	3.964	4.874	28.640
Lebanon / 26-05-2023	USD	500.000	500.000	6.400	100.000	100.750	101.750	100.750	6.250	3.943	4.996	30.630
Lebanon / 22-04-2024	USD	700.000	700.000	6.650	100.000	101.120	101.880	101.120	6.450	4.141	5.491	37.680
Lebanon / 04-11-2024	USD	500.000	500.000	6.250	100.000	98.850	99.450	98.850	6.441	4.129	5.880	43.075
Lebanon / 03-12-2024	USD	250.000	250.000	7.000	100.000	102.870	103.250	102.870	6.520	4.207	5.842	42.831
Lebanon / 26-02-2025	USD	800.000	800.000	6.200	100.000	98.000	98.700	98.000	6.525	4.207	6.183	46.860
Lebanon / 12-06-2025	USD	800.000	800.000	6.250	100.000	97.333	98.667	97.333	6.673	4.362	6.261	48.860
Lebanon / 27-11-2026	USD	1600.000	1600.000	6.600	100.000	99.300	99.950	99.300	6.697	4.220	6.965	62.055
Lebanon / 29-11-2027	USD	1000.000	1000.000	6.750	100.000	99.750	100.050	99.750	6.781	4.306	7.415	71.480
Lebanon / 03-11-2028	USD	500.000	500.000	6.650	100.000	98.400	98.750	98.400	6.850	4.372	7.815	80.697
Lebanon / 25-05-2029	USD	1000.000	1000.000	6.850	100.000	99.750	100.750	99.750	6.879	4.407	8.047	86.100
Lebanon / 26-02-2030	USD	1400.000	1400.000	6.650	100.000	98.645	99.105	98.645	6.809	4.330	8.556	96.400
Lebanon / 22-04-2031	USD	300.000	300.000	7.000	100.000	99.500	100.500	99.500	7.055	4.583	8.659	103.530
Lebanon / 02-11-2035	USD	600.000	600.000	7.050	100.000	99.300	100.750	99.300	7.117	4.642	10.055	148.070
<b>Total Public Sector Eurobonds</b>	<b>USD</b>		<b>26,061,972</b>									

## Euro CDs

Not Available

## Lebanese Private Sector Eurobonds

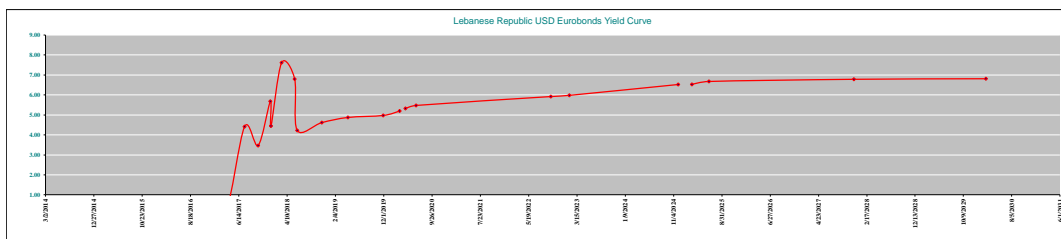
Maturity	Size MM	Type	Coupon	Issue P.	Bid \$	Ask \$	Mid. P	Yield	Spread	Duration	Convexity
Bank MED S.A.L./14-12-2017	USD 500	Euro CD	5.38	99.46	102.96	103.04	102.96	1.52	0.59	0.76	0.95
Bank BYBLOS S.A.L./21-06-2021	USD 300	Note	7.00	100.00	100.50	101.50	100.50	6.89	5.25	4.39	24.18

## World Yields in Native Terms

	O/N	3 Months	6 Months	9 Months	1 Year	2 Years	3 Years	5 Years	7 Years	10 Years	30 Years
EUR	-	-0.89	-0.88	-0.90	-0.87	-0.85	-0.76	-0.50	-0.21	0.30	1.11
U.S.A	-	0.71	0.86	--	0.96	1.31	1.58	2.01	2.31	2.48	3.07
U.K	-	0.21	0.26	--	0.12	0.12	0.26	0.60	0.84	1.20	1.79
Japan	-	-0.26	-0.25	-0.19	-0.29	-0.27	-0.18	-0.14	-0.05	0.07	0.87

Libor	USD	EUR	JPY	GBP
1 Month	0.81	-0.39	-0.05	0.26
2 Months	0.89	-0.37	-0.03	0.31
3 Months	1.09	-0.36	-0.02	0.35
6 Months	1.41	-0.25	0.02	0.51
1 Year	1.79	-0.12	0.13	0.73

Spot Rates	Bid	Ask
Lebanese Pound	1505.70	1510.70
Euro	1.0500	1.0502
British Sterling Pound	1.2271	1.2274
Japanese Yen	114.4400	114.4600
Gold	1237.32	1238.32



Disclaimer: The Capital Markets Authority (CMA) publishes reports for general information purposes only. However, under no circumstances the CMA will accept any responsibility or liability in connection with the use of the information provided in these reports or on this website.