

DAILY REPORT

Beirut Stock Exchange
Equity Market

Prices and Indices as at the closing of:

03-Apr-17

Listed Companies	Listed Shares MM	Market Cap. (In MM \$)	Total Ordinary Shares MM	Preferred Shares MM	Preferred Shares Issue Price \$	Total Market Cap. (In MM \$)	Cur.	Traded Volume	Traded Value	Closing Price	Open Price	High Price	Low Price	Previous Price
SOLIDERE A	100.00	871.00	100.00			871.00	USD	1,200	10,457	8.710	8.720	8.720	8.710	8.990
SOLIDERE B	65.00	568.75	65.00			568.75	USD	1,000	8,750	8.750	8.750	8.750	8.750	8.800
BQ.LIB. POUR LE COMMERCE	51.03	50.52	152.70			151.17	USD	-	-	0.990	0.000	0.000	0.000	0.990
BQ.LIB. POUR LE COMMERCE PRAF. "B"	0.55	55.00		0.55		55.00	USD	-	-	100.000	0.000	0.000	0.000	100.000
BQ.LIB. POUR LE COMMERCE PRAF. "C"	0.35	35.00		0.35		35.00	USD	-	-	100.000	0.000	0.000	0.000	100.000
BQ.LIB. POUR LE COMMERCE PRAF. "D"	0.75	75.00		0.75		75.00	USD	-	-	100.000	0.000	0.000	0.000	100.000
BANQUE AUDI	399.75	2678.32	399.75			2678.32	USD	3,670	24,589	6.700	6.700	6.700	6.700	6.900
BANQUE AUDI GDR	116.24	799.72				799.72	USD	680	4,678	6.880	6.880	6.880	6.880	6.880
BANQUE AUDI PREFERRED "F"	1.50	153.75		1.50	100.00	153.75	USD	-	-	102.500	0.000	0.000	0.000	102.500
BANQUE AUDI PREFERRED "G"	1.50	153.75		1.50	100.00	153.75	USD	-	-	102.500	0.000	0.000	0.000	102.500
BANQUE AUDI PREFERRED "H"	0.75	76.73		0.75	100.00	76.73	USD	-	-	102.300	0.000	0.000	0.000	102.300
BANQUE AUDI PREFERRED "I"	2.50	253.00		2.50	100.00	253.00	USD	-	-	101.200	0.000	0.000	0.000	101.200
BANK OF BEIRUT	16.82	316.26	50.47			948.79	USD	-	-	18.800	0.000	0.000	0.000	18.800
BANK OF BEIRUT PRIORITY	4.76	100.00				100.00	USD	-	-	21.000	0.000	0.000	0.000	21.000
BANK OF BEIRUT PREFERRED SHARES "H"	5.40	141.75		5.40	25.00	141.75	USD	-	-	26.250	0.000	0.000	0.000	26.250
BANK OF BEIRUT PREFERRED SHARES "I"	5.00	131.25		5.00	25.00	131.25	USD	-	-	26.250	0.000	0.000	0.000	26.250
BANK OF BEIRUT PREFERRED SHARES "J"	3.00	78.75		3.00	25.00	78.75	USD	-	-	26.250	0.000	0.000	0.000	26.250
BANK OF BEIRUT PREFERRED SHARES "K"	4.00	100.00		4.00	25.00	100.00	USD	-	-	25.250	0.000	0.000	0.000	25.250
BYBLOS BANK	565.52	984.00	565.52			984.00	USD	603	1,049	1.740	1.740	1.740	1.740	1.740
BYBLOS BANK GDR	1.31	104.73				104.73	USD	-	-	80.000	0.000	0.000	0.000	80.000
BYBLOS BANK PREFERRED SHARES 2008	2.00	206.00		2.00	100.000	206.00	USD	-	-	103.000	0.000	0.000	0.000	103.000
BYBLOS BANK PREFERRED SHARES 2009	2.00	207.00		2.00	96.00	207.00	USD	-	-	103.500	0.000	0.000	0.000	103.500
BQ.EUROPEENNE PR.M.O	51.40	86.87	62.00			104.78	USD	-	-	1.690	0.000	0.000	0.000	1.690
BQ.EUROPEENNE PR.M.O PREFERRED 2013	0.35	34.91		0.35	100.00	34.91	USD	-	-	99.750	0.000	0.000	0.000	99.750
BLOM BANK GDR	73.90	945.87				945.87	USD	-	-	12.800	0.000	0.000	0.000	12.800
BLOM BANK	215.00	2601.50	215.00			2601.50	USD	-	-	12.100	0.000	0.000	0.000	12.100
BLOM BANK PREFERRED 2011	20.00	207.00		20.00	10.00	207.00	USD	-	-	10.350	0.000	0.000	0.000	10.350
RASAMNY-YOUNIS MOTORS CO	10.92	35.49	27.30			88.73	USD	-	-	3.250	0.000	0.000	0.000	3.250
HOLCIM Liban	19.52	224.43	19.52			224.43	USD	-	-	11.500	0.000	0.000	0.000	11.500
STE DES CEMENTS BLANCS B	6.00	18.84	6.00			18.84	USD	-	-	3.140	0.000	0.000	0.000	3.140
STE DES CEMENTS BLANCS N	3.00	4.71	3.00			4.71	USD	-	-	1.570	0.000	0.000	0.000	1.570
TOTAL EXECUTED	1,749.81	12,299.89	1,666.25	49.65		13,104.22		7,153	\$49,523					

Official USD Closing 1507.5

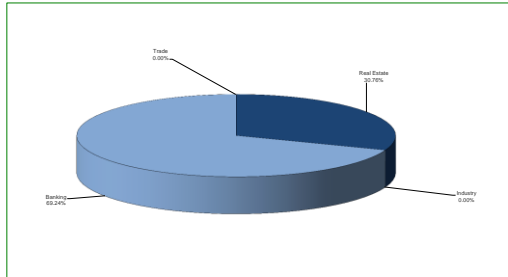
Lebanese Global Depository Receipts

	Shares MM	Bid \$	Ask \$	Mid Price \$
BLOM Bank	73.90	0.00	12.70	12.70
Byblos Bank	1.31	78.00	0.00	78.00
Solidere	9.09	8.70	9.19	8.95
Audi Bank	116.24	6.81	6.88	6.85

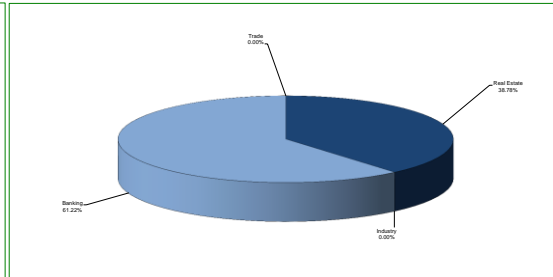
BDL Market Value Weighted Index

	Value	Previous Value	%of change
BDL STOCKS INDEX	100.34	102.22	-1.84%
Number of Transactions	9		

Beirut Stock Exchange Daily Trading Volume



Beirut Stock Exchange Daily Trading Value \$





Lebanese Public Sector Eurobonds

Luxembourg Stock Exchange

Prices and yields as at the closing of :

03-Apr-17

Maturity	Currency	Issued Amount (MM)	Outstanding Amount (MM)	Coupon	Issue P.	Bid \$	Ask \$	Mid. P	Yield	Spread	Duration	Convexity
Lebanon / 20-07-2017	USD	300.000	75.000	3.750	100.000	99.750	100.000	99.750	4.583	3.798	0.288	0.166
Lebanon / 12-10-2017	USD	775.000	775.000	5.000	100.000	100.650	100.700	100.650	3.723	2.817	0.498	0.499
Lebanon / 27-12-2017	USD	950.000	65.000	5.000	100.000	99.625	99.875	99.625	5.791	4.605	0.459	0.493
Lebanon / 31-12-2017	USD	2007.511	200.751	4.000	100.000	99.500	100.500	99.500	5.044	3.645	0.472	0.514
Lebanon / 07-03-2018	USD	700.000	70.000	5.000	100.000	98.750	100.750	98.750	6.933	5.395	0.649	0.796
Lebanon / 27-05-2018	USD	200.000	30.000	5.000	100.000	98.750	100.750	98.750	7.021	5.120	0.611	0.829
Lebanon / 12-06-2018	USD	700.000	700.000	5.150	100.000	101.250	103.250	101.250	4.055	3.032	1.131	1.860
Lebanon / 12-11-2018	USD	1025.000	1025.000	5.150	100.000	101.370	101.880	101.370	4.254	2.994	1.499	3.058
Lebanon / 28-11-2018	EUR	445.000	445.000	5.350	100.000	103.750	104.750	103.750	2.975	3.756	1.558	3.990
Lebanon / 23-04-2019	USD	500.000	500.000	6.750	100.000	101.875	102.375	101.875	4.530	3.266	1.880	4.630
Lebanon / 20-05-2019	USD	650.000	650.000	6.000	100.000	102.850	104.000	102.850	4.574	3.314	1.945	4.920
Lebanon / 28-11-2019	USD	1500.000	1500.000	5.450	100.000	102.050	102.550	102.050	4.616	3.131	2.404	7.254
Lebanon / 09-03-2020	USD	1200.000	1200.000	6.375	100.000	104.000	104.900	104.000	4.890	3.401	2.649	8.647
Lebanon / 14-04-2020	USD	700.000	700.000	5.800	100.000	102.100	102.550	102.100	5.042	3.557	2.681	9.000
Lebanon / 19-06-2020	USD	600.000	600.000	6.150	100.000	102.500	103.500	102.500	5.289	3.793	2.841	9.980
Lebanon / 12-04-2021	USD	2092.469	2092.469	8.250	100.000	110.546	111.328	110.546	5.302	3.391	3.324	13.985
Lebanon / 27-05-2022	USD	500.000	500.000	6.250	100.000	102.625	103.375	102.625	5.653	3.738	4.278	22.380
Lebanon / 04-10-2022	USD	1540.000	1540.000	6.100	100.000	102.110	102.800	102.110	5.648	3.742	4.527	25.102
Lebanon / 27-01-2023	USD	1100.000	1100.000	6.000	100.000	101.700	102.170	101.700	5.651	3.740	4.813	28.010
Lebanon / 26-05-2023	USD	500.000	500.000	6.400	100.000	102.625	103.375	102.625	5.883	3.679	4.937	30.000
Lebanon / 22-04-2024	USD	700.000	700.000	6.650	100.000	102.750	102.880	102.750	6.162	3.968	5.430	36.970
Lebanon / 04-11-2024	USD	500.000	538.467	6.250	100.000	99.880	100.000	99.880	6.269	4.072	5.813	42.246
Lebanon / 03-12-2024	USD	250.000	250.000	7.000	100.000	103.620	104.050	103.620	6.393	4.194	5.775	42.012
Lebanon / 26-02-2025	USD	800.000	800.000	6.200	100.000	99.080	100.310	99.080	6.349	4.150	6.124	46.082
Lebanon / 12-06-2025	USD	800.000	800.000	6.250	100.000	99.375	100.375	99.375	6.347	4.146	6.211	48.190
Lebanon / 27-11-2026	USD	1600.000	1600.000	6.600	100.000	101.450	101.950	101.450	6.395	4.015	6.926	61.450
Lebanon / 23-03-2027	USD	1250.000	1250.000	6.850	100.000	102.130	102.400	102.130	6.555	4.173	7.166	65.058
Lebanon / 29-11-2027	USD	1000.000	1000.000	6.750	100.000	101.150	101.500	101.150	6.596	4.212	7.368	70.730
Lebanon / 03-11-2028	USD	500.000	893.197	6.650	100.000	99.250	99.750	99.250	6.743	4.360	7.760	79.784
Lebanon / 25-05-2029	USD	1000.000	1000.000	6.850	100.000	100.500	101.500	100.500	6.787	4.401	7.988	85.110
Lebanon / 26-02-2030	USD	1400.000	1400.000	6.650	100.000	99.000	100.000	99.000	6.766	4.376	8.495	95.316
Lebanon / 22-04-2031	USD	300.000	300.000	7.000	100.000	99.800	101.200	99.800	7.022	4.637	8.597	102.420
Lebanon / 23-03-2032	USD	1000.000	1000.000	7.000	100.000	100.850	101.000	100.850	6.908	4.525	9.195	115.175
Lebanon / 02-11-2035	USD	600.000	600.000	7.050	100.000	100.330	100.800	100.330	7.017	4.632	10.001	146.991
Lebanon / 23-03-2037	USD	750.000	750.000	7.250	100.000	100.700	101.050	100.700	7.183	4.166	10.484	161.072
Total Public Sector Eurobonds	USD		27,179.432									

Euro CDs

Not Available

Lebanese Private Sector Eurobonds

Maturity	Size MM	Type	Coupon	Issue P.	Bid \$	Ask \$	Mid. P	Yield	Spread	Duration	Convexity
Bank MED S.A.L./14-12-2017	USD 500	Euro CD	5.38	99.46	102.67	102.74	102.67	1.49	0.59	0.67	0.80
Bank BYBLOS S.A.L./21-06-2021	USD 300	Note	7.00	100.00	102.13	102.50	102.13	6.41	4.50	3.55	15.55

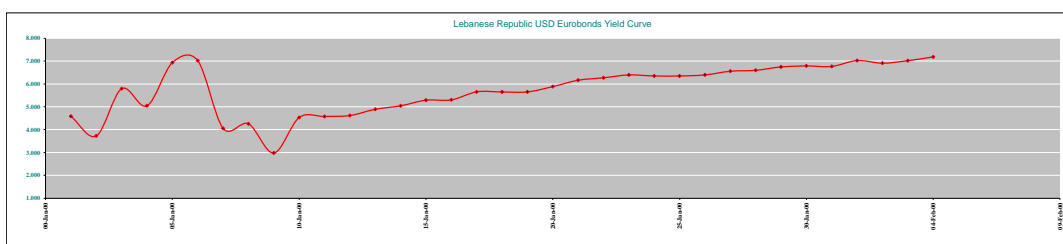
World Yields in Native Terms

	O/N	3 Months	6 Months	9 Months	1 Year	2 Years	3 Years	5 Years	7 Years	10 Years	30 Years
EUR	-	-0.88	-0.85	-0.85	-0.75	-0.79	-0.70	-0.41	-0.18	0.31	1.09
U.S.A	-	0.77	0.91	--	1.03	1.26	1.49	1.91	2.20	2.39	3.02
U.K	-	0.22	0.27	--	0.15	0.13	0.23	0.55	0.77	1.11	1.70
Japan	-	-0.16	-0.18	-0.18	-0.21	-0.16	-0.14	-0.10	-0.03	0.07	0.85

Lebanon	USD	EUR	JPY	GBP
1 Month	0.98	-0.39	0.00	0.26
2 Months	1.03	-0.37	0.02	0.30
3 Months	1.15	-0.36	0.03	0.34
6 Months	1.42	-0.25	0.04	0.49
1 Year	1.80	-0.12	0.14	0.72

Spot Rates

	Bid	Ask
Lebanese Pound	1505.70	1510.70
Euro	1.0664	1.0668
British Sterling Pound	1.2490	1.2493
Japanese Yen	111.3200	111.3300
Gold	1247.45	1247.52



Disclaimer: The Capital Markets Authority (CMA) publishes reports for general information purposes only. However, under no circumstances the CMA will accept any responsibility or liability in connection with the use of the information provided in these reports or on this website.