

## DAILY REPORT

Beirut Stock Exchange  
Equity Market

Prices and Indices as at the closing of:

7-Mar-17

| Listed Companies                    | Listed Shares MM | Market Cap. (In MM \$) | Total Ordinary Shares MM | Preferred Shares MM | Preferred Shares Issue Price \$ | Total Market Cap. (In MM \$) | Cur. | Traded Volume | Traded Value     | Closing Price | Open Price | High Price | Low Price | Previous Price |
|-------------------------------------|------------------|------------------------|--------------------------|---------------------|---------------------------------|------------------------------|------|---------------|------------------|---------------|------------|------------|-----------|----------------|
| SOLIDERE A                          | 100.00           | 908.00                 | 100.00                   |                     |                                 | 908.00                       | USD  | 3,821         | 34,787           | 9.080         | 9.190      | 9.190      | 9.000     | 8.970          |
| SOLIDERE B                          | 65.00            | 585.00                 | 65.00                    |                     |                                 | 585.00                       | USD  | 361           | 3,249            | 9.000         | 9.000      | 9.000      | 9.000     | 8.910          |
| BQ.LIB. POUR LE COMMERCE            | 51.03            | 50.52                  | 152.70                   |                     |                                 | 151.17                       | USD  | -             | -                | 0.990         | 0.000      | 0.000      | 0.000     | 0.990          |
| BQ.LIB. POUR LE COMMERCE PRAF. "B"  | 0.55             | 55.00                  |                          | 0.55                |                                 | 55.00                        | USD  | -             | -                | 100.000       | 0.000      | 0.000      | 0.000     | 100.000        |
| BQ.LIB. POUR LE COMMERCE PRAF. "C"  | 0.35             | 35.00                  |                          | 0.35                |                                 | 35.00                        | USD  | -             | -                | 100.000       | 0.000      | 0.000      | 0.000     | 100.000        |
| BQ.LIB. POUR LE COMMERCE PRAF. "D"  | 0.75             | 75.00                  |                          | 0.75                |                                 | 75.00                        | USD  | -             | -                | 100.000       | 0.000      | 0.000      | 0.000     | 100.000        |
| BANQUE AUDI                         | 399.75           | 2718.29                | 399.75                   |                     |                                 | 2718.29                      | USD  | 18,844        | 128,148          | 6.800         | 6.800      | 6.810      | 6.800     | 6.800          |
| BANQUE AUDI GDR                     | 116.24           | 784.61                 |                          |                     |                                 | 784.61                       | USD  | -             | -                | 6.750         | 0.000      | 0.000      | 0.000     | 6.750          |
| BANQUE AUDI PREFERRED "E"           | 1.50             | 153.75                 |                          | 1.50                | 100.00                          | 153.75                       | USD  | -             | -                | 102.500       | 0.000      | 0.000      | 0.000     | 102.500        |
| BANQUE AUDI PREFERRED "G"           | 1.50             | 153.75                 |                          | 1.50                | 100.00                          | 153.75                       | USD  | -             | -                | 102.500       | 0.000      | 0.000      | 0.000     | 102.500        |
| BANQUE AUDI PREFERRED "H"           | 0.75             | 76.73                  |                          | 0.75                | 100.00                          | 76.73                        | USD  | -             | -                | 102.300       | 0.000      | 0.000      | 0.000     | 102.300        |
| BANQUE AUDI PREFERRED "I"           | 2.50             | 253.00                 |                          | 2.50                | 100.00                          | 253.00                       | USD  | -             | -                | 101.200       | 0.000      | 0.000      | 0.000     | 101.200        |
| BANK OF BEIRUT                      | 16.82            | 316.26                 | 50.47                    |                     |                                 | 948.79                       | USD  | -             | -                | 18.800        | 0.000      | 0.000      | 0.000     | 18.800         |
| BANK OF BEIRUT PRIORITY             | 4.76             | 100.00                 |                          |                     |                                 | 100.00                       | USD  | -             | -                | 21.000        | 0.000      | 0.000      | 0.000     | 21.000         |
| BANK OF BEIRUT PREFERRED SHARES "H" | 5.40             | 141.75                 |                          | 5.40                | 25.000                          | 141.75                       | USD  | -             | -                | 26.250        | 0.000      | 0.000      | 0.000     | 26.250         |
| BANK OF BEIRUT PREFERRED SHARES "I" | 5.00             | 131.25                 |                          | 5.00                | 25.000                          | 131.25                       | USD  | -             | -                | 26.250        | 0.000      | 0.000      | 0.000     | 26.250         |
| BANK OF BEIRUT PREFERRED SHARES "J" | 3.00             | 78.75                  |                          | 3.00                | 25.000                          | 78.75                        | USD  | -             | -                | 26.250        | 0.000      | 0.000      | 0.000     | 26.250         |
| BANK OF BEIRUT PREFERRED SHARES "K" | 4.00             | 100.00                 |                          | 4.00                | 25.000                          | 100.00                       | USD  | -             | -                | 25.250        | 0.000      | 0.000      | 0.000     | 25.250         |
| BYBLOS BANK                         | 565.52           | 972.69                 | 565.52                   |                     |                                 | 972.69                       | USD  | -             | -                | 1.720         | 0.000      | 0.000      | 0.000     | 1.720          |
| BYBLOS BANK GDR                     | 1.31             | 104.73                 |                          |                     |                                 | 104.73                       | USD  | -             | -                | 80.000        | 0.000      | 0.000      | 0.000     | 80.000         |
| BYBLOS BANK PREFERRED SHARES 2008   | 2.00             | 204.20                 |                          | 2.00                | 100.000                         | 204.20                       | USD  | -             | -                | 102.100       | 0.000      | 0.000      | 0.000     | 102.100        |
| BYBLOS BANK PREFERRED SHARES 2009   | 2.00             | 207.00                 |                          | 2.00                | 96.000                          | 207.00                       | USD  | 1,036         | 107,226          | 103.500       | 103.500    | 103.500    | 103.500   | 105.500        |
| BQ.EUROPEENNE PR.M.O                | 51.40            | 87.38                  | 62.00                    |                     |                                 | 105.40                       | USD  | -             | -                | 1.700         | 0.000      | 0.000      | 0.000     | 1.700          |
| BQ.EUROPEENNE PR.M.O PREFERRED 2013 | 0.35             | 34.91                  |                          | 0.35                | 100.00                          | 34.91                        | USD  | -             | -                | 99.750        | 0.000      | 0.000      | 0.000     | 99.750         |
| BLOM BANK GDR                       | 73.90            | 942.17                 |                          |                     |                                 | 942.17                       | USD  | 10,000        | 127,500          | 12.750        | 12.750     | 12.750     | 12.750    | 12.800         |
| BLOM BANK                           | 215.00           | 2532.70                | 215.00                   |                     |                                 | 2532.70                      | USD  | 10,000        | 117,750          | 11.780        | 11.800     | 11.800     | 11.750    | 11.700         |
| BLOM BANK PREFERRED 2011            | 20.00            | 206.00                 |                          | 20.00               | 10.000                          | 206.00                       | USD  | 7,500         | 77,250           | 10.300        | 10.300     | 10.300     | 10.300    | 10.300         |
| RASAMNY-YOUNIS MOTORS CO            | 10.92            | 35.49                  | 27.30                    |                     |                                 | 88.73                        | USD  | -             | -                | 3.250         | 0.000      | 0.000      | 0.000     | 3.250          |
| HOLCIM Liban                        | 19.52            | 245.90                 | 19.52                    |                     |                                 | 245.90                       | USD  | -             | -                | 12.600        | 0.000      | 0.000      | 0.000     | 12.600         |
| STE DES CEMENTS BLANCS B            | 6.00             | 17.40                  | 6.00                     |                     |                                 | 17.40                        | USD  | -             | -                | 2.900         | 0.000      | 0.000      | 0.000     | 2.900          |
| STE DES CEMENTS BLANCS N            | 3.00             | 4.71                   | 3.00                     |                     |                                 | 4.71                         | USD  | -             | -                | 1.570         | 0.000      | 0.000      | 0.000     | 1.570          |
| <b>TOTAL EXECUTED</b>               | <b>1,749.81</b>  | <b>12,311.95</b>       | <b>1,666.25</b>          | <b>49.65</b>        |                                 | <b>13,116.37</b>             |      | <b>51,562</b> | <b>\$595,910</b> |               |            |            |           |                |

Official USD Closing 1507.5

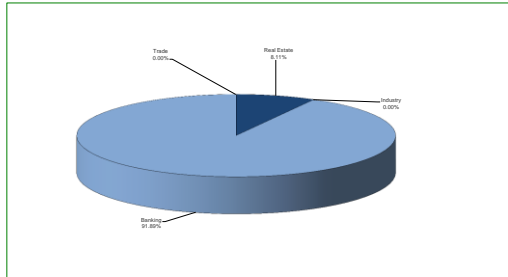
## Lebanese Global Depository Receipts

|             | Shares MM | Bid \$ | Ask \$ | Mid Price \$ |
|-------------|-----------|--------|--------|--------------|
| BLOM Bank   | 73.90     | 12.75  | 12.80  | 12.78        |
| Byblos Bank | 1.31      | 78.00  | 0.00   | 78.00        |
| Solidere    | 9.09      | 9.18   | 9.24   | 9.21         |
| Audi Bank   | 116.24    | 6.75   | 6.80   | 6.78         |

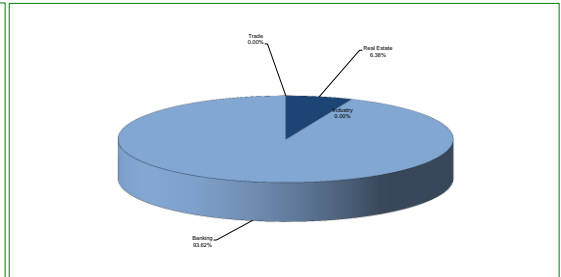
## BDL Market Value Weighted Index

|                        | Value  | Previous Value | %of change |
|------------------------|--------|----------------|------------|
| BDL STOCKS INDEX       | 102.52 | 101.81         | 0.70%      |
| Number of Transactions | 23     |                |            |

Beirut Stock Exchange Daily Trading Volume



Beirut Stock Exchange Daily Trading Value \$





## Lebanese Public Sector Eurobonds

Luxembourg Stock Exchange

Prices and yields as at the closing of :

7-Mar-17

| Maturity                             | Currency   | Issued Amount (MM) | Outstanding Amount (MM) | Coupon | Issue P. | Bid \$  | Ask \$  | Mid. P  | Yield | Spread | Duration | Convexity |
|--------------------------------------|------------|--------------------|-------------------------|--------|----------|---------|---------|---------|-------|--------|----------|-----------|
| Lebanon / 20-03-2017                 | USD        | 1500.000           | 1500.000                | 9.000  | 100.000  | 100.031 | 100.468 | 100.031 | 0.000 | 0.000  | 0.000    | 0.000     |
| Lebanon / 20-07-2017                 | USD        | 300.000            | 150.000                 | 3.750  | 100.000  | 99.750  | 100.000 | 99.750  | 4.425 | 3.637  | 0.359    | 0.257     |
| Lebanon / 12-10-2017                 | USD        | 775.000            | 775.000                 | 5.000  | 100.000  | 100.950 | 101.630 | 100.950 | 3.359 | 2.496  | 0.572    | 0.614     |
| Lebanon / 27-12-2017                 | USD        | 950.000            | 195.000                 | 5.000  | 100.000  | 99.625  | 99.875  | 99.625  | 5.689 | 4.481  | 0.529    | 0.597     |
| Lebanon / 31-12-2017                 | USD        | 2007.511           | 602.253                 | 4.000  | 100.000  | 99.750  | 100.750 | 99.750  | 4.450 | 3.301  | 0.544    | 0.624     |
| Lebanon / 07-03-2018                 | USD        | 700.000            | 245.000                 | 5.000  | 100.000  | 98.750  | 100.750 | 98.750  | 6.754 | 5.347  | 0.719    | 0.926     |
| Lebanon / 27-05-2018                 | USD        | 200.000            | 70.000                  | 5.000  | 100.000  | 98.750  | 100.750 | 98.750  | 6.815 | 5.088  | 0.682    | 0.955     |
| Lebanon / 12-06-2018                 | USD        | 700.000            | 700.000                 | 5.150  | 100.000  | 101.250 | 103.250 | 101.250 | 4.115 | 3.134  | 1.202    | 2.060     |
| Lebanon / 12-11-2018                 | USD        | 1025.000           | 1025.000                | 5.150  | 100.000  | 100.704 | 101.941 | 100.704 | 4.704 | 3.373  | 1.568    | 3.302     |
| Lebanon / 28-11-2018                 | EUR        | 445.000            | 445.000                 | 5.350  | 100.000  | 103.750 | 104.750 | 103.750 | 3.073 | 3.943  | 1.628    | 4.281     |
| Lebanon / 23-04-2019                 | USD        | 500.000            | 500.000                 | 6.750  | 100.000  | 101.125 | 101.625 | 101.125 | 4.932 | 3.619  | 1.946    | 4.910     |
| Lebanon / 20-05-2019                 | USD        | 650.000            | 650.000                 | 6.000  | 100.000  | 102.350 | 103.000 | 102.350 | 4.855 | 3.530  | 2.011    | 5.210     |
| Lebanon / 28-11-2019                 | USD        | 1500.000           | 1500.000                | 5.450  | 100.000  | 101.200 | 101.600 | 101.200 | 4.970 | 3.368  | 2.469    | 7.601     |
| Lebanon / 09-03-2020                 | USD        | 1200.000           | 1200.000                | 6.375  | 100.000  | 103.150 | 103.820 | 103.150 | 5.227 | 3.628  | 2.713    | 9.021     |
| Lebanon / 14-04-2020                 | USD        | 700.000            | 700.000                 | 5.800  | 100.000  | 101.400 | 101.900 | 101.400 | 5.302 | 3.697  | 2.746    | 9.389     |
| Lebanon / 19-06-2020                 | USD        | 600.000            | 600.000                 | 6.150  | 100.000  | 102.000 | 103.000 | 102.000 | 5.472 | 3.880  | 2.908    | 10.400    |
| Lebanon / 12-04-2021                 | USD        | 2092.469           | 2092.469                | 8.250  | 100.000  | 109.249 | 110.250 | 109.249 | 5.682 | 3.642  | 3.384    | 14.419    |
| Lebanon / 27-05-2022                 | USD        | 500.000            | 500.000                 | 6.250  | 100.000  | 100.875 | 101.875 | 100.875 | 6.049 | 4.028  | 4.333    | 22.890    |
| Lebanon / 04-10-2022                 | USD        | 1540.000           | 1540.000                | 6.100  | 100.000  | 100.610 | 101.500 | 100.610 | 5.969 | 3.930  | 4.584    | 25.652    |
| Lebanon / 27-01-2023                 | USD        | 1100.000           | 1100.000                | 6.000  | 100.000  | 100.120 | 100.450 | 100.120 | 5.974 | 3.936  | 4.867    | 28.570    |
| Lebanon / 26-05-2023                 | USD        | 500.000            | 500.000                 | 6.400  | 100.000  | 100.375 | 101.375 | 100.375 | 6.324 | 4.007  | 4.984    | 30.510    |
| Lebanon / 22-04-2024                 | USD        | 700.000            | 700.000                 | 6.650  | 100.000  | 101.320 | 101.550 | 101.320 | 6.414 | 4.085  | 5.482    | 37.580    |
| Lebanon / 04-11-2024                 | USD        | 500.000            | 500.000                 | 6.250  | 100.000  | 98.630  | 99.370  | 98.630  | 6.478 | 4.149  | 5.870    | 42.952    |
| Lebanon / 03-12-2024                 | USD        | 250.000            | 250.000                 | 7.000  | 100.000  | 102.417 | 103.417 | 102.417 | 6.594 | 4.261  | 5.832    | 42.711    |
| Lebanon / 26-02-2025                 | USD        | 800.000            | 800.000                 | 6.200  | 100.000  | 97.660  | 98.760  | 97.660  | 6.582 | 4.246  | 6.173    | 46.732    |
| Lebanon / 12-06-2025                 | USD        | 800.000            | 800.000                 | 6.250  | 100.000  | 97.889  | 99.056  | 97.889  | 6.583 | 4.251  | 6.260    | 48.840    |
| Lebanon / 27-11-2026                 | USD        | 1600.000           | 1600.000                | 6.600  | 100.000  | 99.000  | 99.800  | 99.000  | 6.740 | 4.228  | 6.952    | 61.882    |
| Lebanon / 29-11-2027                 | USD        | 1000.000           | 1000.000                | 6.750  | 100.000  | 98.870  | 99.550  | 98.870  | 6.899 | 4.391  | 7.391    | 71.150    |
| Lebanon / 03-11-2028                 | USD        | 500.000            | 500.000                 | 6.650  | 100.000  | 98.150  | 98.550  | 98.150  | 6.882 | 4.370  | 7.801    | 80.483    |
| Lebanon / 25-05-2029                 | USD        | 1000.000           | 1000.000                | 6.850  | 100.000  | 99.375  | 100.375 | 99.375  | 6.925 | 4.429  | 8.029    | 85.810    |
| Lebanon / 26-02-2030                 | USD        | 1400.000           | 1400.000                | 6.650  | 100.000  | 98.060  | 99.110  | 98.060  | 6.878 | 4.365  | 8.540    | 96.126    |
| Lebanon / 22-04-2031                 | USD        | 300.000            | 300.000                 | 7.000  | 100.000  | 99.375  | 100.375 | 99.375  | 7.069 | 4.574  | 8.646    | 103.320   |
| Lebanon / 02-11-2035                 | USD        | 600.000            | 600.000                 | 7.050  | 100.000  | 99.000  | 99.920  | 99.000  | 7.147 | 4.638  | 10.021   | 147.350   |
| <b>Total Public Sector Eurobonds</b> | <b>USD</b> |                    | <b>26,064.820</b>       |        |          |         |         |         |       |        |          |           |

## Euro CDs

Not Available

## Lebanese Private Sector Eurobonds

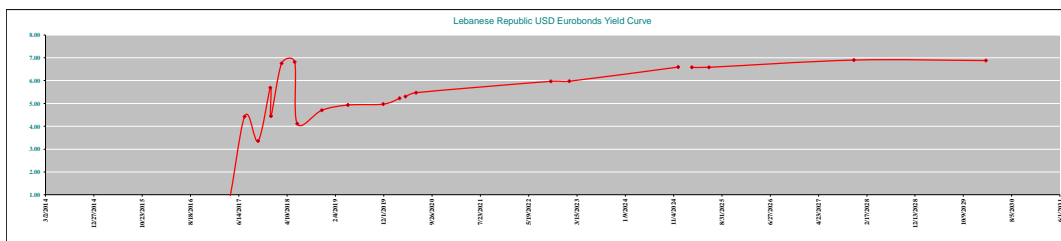
| Maturity                      | Size MM | Type    | Coupon | Issue P. | Bid \$ | Ask \$ | Mid. P | Yield | Spread | Duration | Convexity |
|-------------------------------|---------|---------|--------|----------|--------|--------|--------|-------|--------|----------|-----------|
| Bank MED S.A.L./14-12-2017    | USD 500 | Euro CD | 5.38   | 99.46    | 103.03 | 103.11 | 103.03 | 1.39  | 0.41   | 0.75     | 0.94      |
| Bank BYBLOS S.A.L./21-06-2021 | USD 300 | Note    | 7.00   | 100.00   | 101.69 | 102.07 | 101.69 | 6.54  | 4.50   | 3.62     | 16.06     |

## World Yields in Native Terms

|       | O/N | 3 Months | 6 Months | 9 Months | 1 Year | 2 Years | 3 Years | 5 Years | 7 Years | 10 Years | 30 Years |
|-------|-----|----------|----------|----------|--------|---------|---------|---------|---------|----------|----------|
| EUR   | -   | -0.90    | -0.93    | -0.89    | -0.90  | -0.87   | -0.77   | -0.48   | -0.20   | 0.32     | 1.14     |
| U.S.A | -   | 0.75     | 0.85     | --       | 0.98   | 1.32    | 1.60    | 2.04    | 2.33    | 2.51     | 3.11     |
| U.K   | -   | 0.21     | 0.26     | --       | 0.11   | 0.10    | 0.24    | 0.59    | 0.84    | 1.20     | 1.80     |
| Japan | -   | -0.36    | -0.24    | -0.20    | -0.33  | -0.29   | -0.20   | -0.15   | -0.07   | 0.07     | 0.86     |

| Libor    | USD  | EUR   | JPY   | GBP  |
|----------|------|-------|-------|------|
| 1 Months | 0.85 | -0.40 | -0.05 | 0.26 |
| 2 Months | 0.93 | -0.37 | -0.03 | 0.32 |
| 3 Months | 1.11 | -0.35 | -0.01 | 0.36 |
| 6 Months | 1.42 | -0.25 | 0.02  | 0.50 |
| 1 Year   | 1.80 | -0.11 | 0.13  | 0.72 |

| Spot Rates             | Bid      | Ask      |
|------------------------|----------|----------|
| Lebanese Pound         | 1505.50  | 1510.50  |
| Euro                   | 1.0564   | 1.0566   |
| British Sterling Pound | 1.2190   | 1.2191   |
| Japanese Yen           | 114.1300 | 114.1600 |
| Gold                   | 1219.79  | 1221.29  |



Disclaimer: The Capital Markets Authority (CMA) publishes reports for general information purposes only. However, under no circumstances the CMA will accept any responsibility or liability in connection with the use of the information provided in these reports or on this website.