

DAILY REPORT

Beirut Stock Exchange
Equity Market

Prices and Indices as at the closing of:

10-Mar-17

Listed Companies	Listed Shares MM	Market Cap. (In MM \$)	Total Ordinary Shares MM	Preferred Shares MM	Preferred Shares Issue Price \$	Total Market Cap. (In MM \$)	Cur.	Traded Volume	Traded Value	Closing Price	Open Price	High Price	Low Price	Previous Price
SOLIDERE A	100.00	910.00	100.00			910.00	USD	329	2,995	9.100	9.040	9.110	9.040	9.210
SOLIDERE B	65.00	589.55	65.00			589.55	USD	1,187	10,882	9.070	9.400	9.400	9.020	9.100
BQ.LIB. POUR LE COMMERCE	51.03	50.52	152.70			151.17	USD	-	-	0.990	0.000	0.000	0.000	0.990
BQ.LIB. POUR LE COMMERCE PRAF. "B"	0.55	55.00		0.55		55.00	USD	-	-	100.000	0.000	0.000	0.000	100.000
BQ.LIB. POUR LE COMMERCE PRAF. "C"	0.35	35.00		0.35		35.00	USD	-	-	100.000	0.000	0.000	0.000	100.000
BQ.LIB. POUR LE COMMERCE PRAF. "D"	0.75	75.00		0.75		75.00	USD	-	-	100.000	0.000	0.000	0.000	100.000
BANQUE AUDI	399.75	2718.29	399.75			2718.29	USD	-	-	6.800	0.000	0.000	0.000	6.800
BANQUE AUDI GDR	116.24	784.61				784.61	USD	-	-	6.750	0.000	0.000	0.000	6.750
BANQUE AUDI PREFERRED "E"	1.50	153.75		1.50	100.00	153.75	USD	-	-	102.500	0.000	0.000	0.000	102.500
BANQUE AUDI PREFERRED "G"	1.50	153.75		1.50	100.00	153.75	USD	-	-	102.500	0.000	0.000	0.000	102.500
BANQUE AUDI PREFERRED "H"	0.75	76.73		0.75	100.00	76.73	USD	-	-	102.300	0.000	0.000	0.000	102.300
BANQUE AUDI PREFERRED "I"	2.50	253.00		2.50	100.00	253.00	USD	-	-	101.200	0.000	0.000	0.000	101.200
BANK OF BEIRUT	16.82	316.26	50.47			948.79	USD	-	-	18.800	0.000	0.000	0.000	18.800
BANK OF BEIRUT PRIORITY	4.76	100.00				100.00	USD	-	-	21.000	0.000	0.000	0.000	21.000
BANK OF BEIRUT PREFERRED SHARES "H"	5.40	141.75		5.40	25.000	141.75	USD	6,100	160,125	26.250	26.250	26.250	26.250	26.250
BANK OF BEIRUT PREFERRED SHARES "I"	5.00	131.25		5.00	25.000	131.25	USD	-	-	26.250	0.000	0.000	0.000	26.250
BANK OF BEIRUT PREFERRED SHARES "J"	3.00	78.75		3.00	25.000	78.75	USD	-	-	26.250	0.000	0.000	0.000	26.250
BANK OF BEIRUT PREFERRED SHARES "K"	4.00	100.00		4.00	25.000	100.00	USD	-	-	25.250	0.000	0.000	0.000	25.250
BYBLOS BANK	565.52	984.00	565.52			984.00	USD	-	-	1.740	0.000	0.000	0.000	1.740
BYBLOS BANK GDR	1.31	104.73				104.73	USD	-	-	80.000	0.000	0.000	0.000	80.000
BYBLOS BANK PREFERRED SHARES 2008	2.00	204.20		2.00	100.000	204.20	USD	-	-	102.100	0.000	0.000	0.000	102.100
BYBLOS BANK PREFERRED SHARES 2009	2.00	207.00		2.00	96.000	207.00	USD	-	-	103.500	0.000	0.000	0.000	103.500
BQ.EUROPEENNE PR.M.O	51.40	87.38	62.00			105.40	USD	-	-	1.700	0.000	0.000	0.000	1.700
BQ.EUROPEENNE PR.M.O PREFERRED 2013	0.35	34.91		0.35	100.00	34.91	USD	-	-	99.750	0.000	0.000	0.000	99.750
BLOM BANK GDR	73.90	934.78				934.78	USD	6,001	75,913	12.650	12.650	12.650	12.650	12.650
BLOM BANK	215.00	2558.50	215.00			2558.50	USD	14,650	174,335	11.900	11.900	11.900	11.900	11.950
BLOM BANK PREFERRED 2011	20.00	206.00		20.00	10.000	206.00	USD	-	-	10.300	0.000	0.000	0.000	10.300
RASAMNY-YOUNIS MOTORS CO	10.92	35.49	27.30			88.73	USD	-	-	3.250	0.000	0.000	0.000	3.250
HOLCIM Liban	19.52	216.82	19.52			216.82	USD	47	522	11.110	11.110	11.110	11.110	12.600
STE DES CEMENTS BLANCS B	6.00	17.40	6.00			17.40	USD	-	-	2.900	0.000	0.000	0.000	2.900
STE DES CEMENTS BLANCS N	3.00	4.71	3.00			4.71	USD	-	-	1.570	0.000	0.000	0.000	1.570
TOTAL EXECUTED	1,749.81	12,319.14	1,666.25	49.65		13,123.57		28,314	\$424,772					

Official USD Closing 1507.5

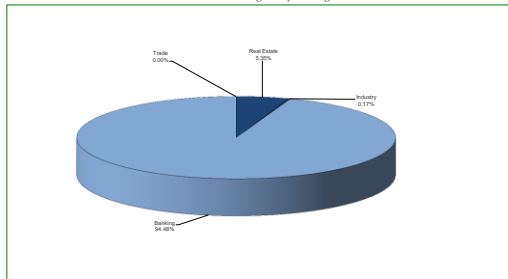
Lebanese Global Depository Receipts

	Shares MM	Bid \$	Ask \$	Mid Price \$
BLOM Bank	73.90	12.35	12.75	12.55
Byblos Bank	1.31	78.00	0.00	78.00
Solidere	9.09	9.10	9.16	9.13
Audi Bank	116.24	6.65	6.80	6.73

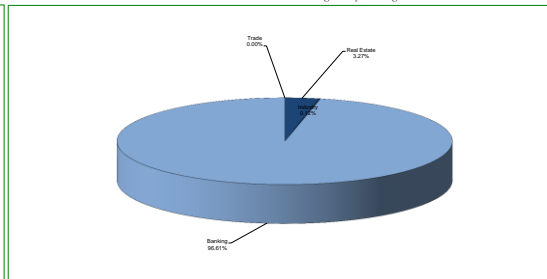
BDL Market Value Weighted Index

	Value	Previous Value	%of change
BDL STOCKS INDEX	102.98	103.74	-0.74%
Number of Transactions	22		

Beirut Stock Exchange Daily Trading Volume



Beirut Stock Exchange Daily Trading Value \$





Lebanese Public Sector Eurobonds

Luxembourg Stock Exchange

Prices and yields as at the closing of :

10-Mar-17

Maturity	Currency	Issued Amount (MM)	Outstanding Amount (MM)	Coupon	Issue P.	Bid \$	Ask \$	Mid. P	Yield	Spread	Duration	Convexity
Lebanon / 20-03-2017	USD	1500.000	1500.000	9.000	100.000	100.050	100.361	100.050	6.000	0.000	0.000	0.000
Lebanon / 20-07-2017	USD	300.000	150.000	3.750	100.000	99.750	100.000	99.750	4.450	3.679	0.345	0.238
Lebanon / 12-10-2017	USD	775.000	775.000	5.000	100.000	100.620	100.850	100.620	3.899	3.000	0.555	0.587
Lebanon / 27-12-2017	USD	950.000	195.000	5.000	100.000	99.625	99.875	99.625	5.706	4.428	0.516	0.576
Lebanon / 31-12-2017	USD	2007.511	602.253	4.000	100.000	99.500	100.500	99.500	4.933	3.573	0.529	0.599
Lebanon / 07-03-2018	USD	700.000	245.000	5.000	100.000	98.750	100.750	98.750	6.785	5.302	0.705	0.900
Lebanon / 27-05-2018	USD	200.000	70.000	5.000	100.000	98.750	100.750	98.750	6.852	5.041	0.668	0.930
Lebanon / 12-06-2018	USD	700.000	700.000	5.150	100.000	101.250	103.250	101.250	4.104	3.063	1.188	2.020
Lebanon / 12-11-2018	USD	1025.000	1025.000	5.150	100.000	100.820	101.830	100.820	4.627	3.246	1.554	3.254
Lebanon / 28-11-2018	EUR	445.000	445.000	5.350	100.000	104.750	106.750	104.750	2.470	3.317	1.630	4.300
Lebanon / 23-04-2019	USD	500.000	500.000	6.750	100.000	100.500	101.500	100.500	5.243	3.859	1.931	4.840
Lebanon / 20-05-2019	USD	650.000	650.000	6.000	100.000	102.300	103.150	102.300	4.873	3.489	1.998	5.150
Lebanon / 28-11-2019	USD	1500.000	1500.000	5.450	100.000	101.200	101.450	101.200	4.967	3.277	2.455	7.525
Lebanon / 09-03-2020	USD	1200.000	1200.000	6.375	100.000	102.850	103.600	102.850	5.330	3.642	2.698	8.932
Lebanon / 14-04-2020	USD	700.000	700.000	5.800	100.000	100.625	101.625	100.625	5.575	3.879	2.729	9.288
Lebanon / 19-06-2020	USD	600.000	600.000	6.150	100.000	102.000	103.000	102.000	5.469	3.778	2.894	10.310
Lebanon / 12-04-2021	USD	2092.469	2092.469	8.250	100.000	108.242	109.559	108.242	5.942	3.805	3.364	14.276
Lebanon / 27-05-2022	USD	500.000	500.000	6.250	100.000	100.250	101.250	100.250	6.190	4.050	4.313	22.720
Lebanon / 04-10-2022	USD	1540.000	1540.000	6.100	100.000	100.150	101.100	100.150	6.067	3.961	4.566	25.484
Lebanon / 27-01-2023	USD	1100.000	1100.000	6.000	100.000	99.850	100.600	99.850	6.029	3.891	4.853	28.420
Lebanon / 26-05-2023	USD	500.000	500.000	6.400	100.000	100.000	101.000	100.000	6.398	3.959	4.966	30.330
Lebanon / 22-04-2024	USD	700.000	700.000	6.650	100.000	100.860	100.880	100.860	6.495	4.081	5.461	37.350
Lebanon / 04-11-2024	USD	500.000	500.000	6.250	100.000	98.130	98.920	98.130	6.563	4.138	5.850	42.712
Lebanon / 03-12-2024	USD	250.000	250.000	7.000	100.000	102.120	102.400	102.120	6.642	4.223	5.809	42.444
Lebanon / 26-02-2025	USD	800.000	800.000	6.200	100.000	96.450	97.680	96.450	6.784	4.379	6.143	46.368
Lebanon / 12-06-2025	USD	800.000	800.000	6.250	100.000	97.000	98.000	97.000	6.728	4.326	6.231	48.490
Lebanon / 27-11-2026	USD	1600.000	1600.000	6.600	100.000	97.750	98.600	97.750	6.920	4.308	6.915	61.377
Lebanon / 29-11-2027	USD	1000.000	1000.000	6.750	100.000	97.940	98.500	97.940	7.025	4.425	7.356	70.630
Lebanon / 03-11-2028	USD	500.000	500.000	6.650	100.000	96.700	97.100	96.700	7.069	4.471	7.751	79.721
Lebanon / 25-05-2029	USD	1000.000	1000.000	6.850	100.000	98.000	99.000	98.000	7.096	4.482	7.979	85.030
Lebanon / 26-02-2030	USD	1400.000	1400.000	6.650	100.000	96.900	97.800	96.900	7.018	4.404	8.492	95.326
Lebanon / 22-04-2031	USD	300.000	300.000	7.000	100.000	97.890	98.790	97.890	7.240	4.628	8.583	102.220
Lebanon / 02-11-2035	USD	600.000	600.000	7.050	100.000	98.250	98.740	98.250	7.221	4.625	9.963	146.122
Total Public Sector Eurobonds	USD		26,068,514									

Euro CDs

Not Available

Lebanese Private Sector Eurobonds

Maturity	Size MM	Type	Coupon	Issue P.	Bid \$	Ask \$	Mid. P	Yield	Spread	Duration	Convexity
Bank MED S.A.L./14-12-2017	USD 500	Euro CD	5.38	99.46	102.97	103.04	102.97	1.41	0.38	0.73	0.91
Bank BYBLOS S.A.L./21-06-2021	USD 300	Note	7.00	100.00	101.44	101.82	101.44	6.60	4.50	3.60	15.94

World Yields in Native Terms

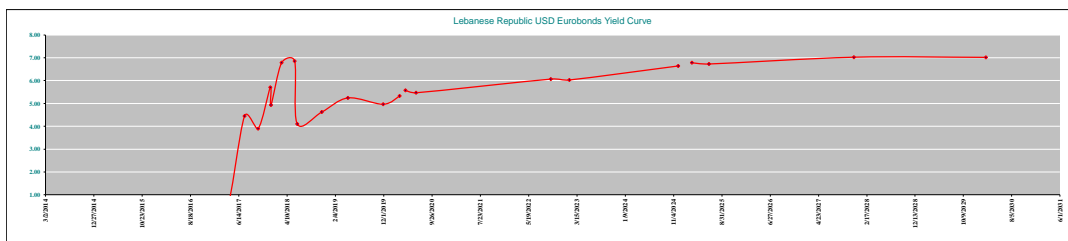
	O/N	3 Months	6 Months	9 Months	1 Year	2 Years	3 Years	5 Years	7 Years	10 Years	30 Years
EUR	-	-0.94	-0.94	-0.90	-0.93	-0.85	-0.72	-0.37	-0.07	0.44	1.25
U.S.A	-	0.75	0.89	--	1.04	1.36	1.67	2.10	2.40	2.58	3.17
U.K	-	0.21	0.26	--	0.08	0.08	0.21	0.61	0.86	1.22	1.82
Japan	-	-0.38	-0.36	-0.24	-0.32	-0.26	-0.17	-0.11	-0.04	0.09	0.87

Libor

	USD	EUR	JPY	GBP
1 Months	0.88	-0.40	-0.06	0.26
2 Months	0.95	-0.37	-0.03	0.31
3 Months	1.12	-0.36	-0.01	0.35
6 Months	1.43	-0.25	0.02	0.50
1 Year	1.81	-0.11	0.13	0.72

Spot Rates

	Bid	Ask
Lebanese Pound	1512.00	1514.00
Euro	1.0647	1.0648
British Sterling Pound	1.2183	1.2187
Japanese Yen	115.1300	115.1600
Gold	1204.81	1205.01



Disclaimer: The Capital Markets Authority (CMA) publishes reports for general information purposes only. However, under no circumstances the CMA will accept any responsibility or liability in connection with the use of the information provided in these reports or on this website.