

DAILY REPORT

Beirut Stock Exchange
Equity Market

Prices and Indices as at the closing of:

15-Mar-17

Listed Companies	Listed Shares MM	Market Cap. (In MM \$)	Total Ordinary Shares MM	Preferred Shares MM	Preferred Shares Issue Price \$	Total Market Cap. (In MM \$)	Cur.	Traded Volume	Traded Value	Closing Price	Open Price	High Price	Low Price	Previous Price
SOLIDERE A	100.00	904.00	100.00			904.00	USD	2,010	18,177	9.040	9.040	9.050	9.010	9.160
SOLIDERE B	65.00	585.00	65.00			585.00	USD	66	594	9.000	9.000	9.000	9.000	9.000
BQ.LIB. POUR LE COMMERCE	51.03	50.52	152.70			151.17	USD	-	-	0.990	0.000	0.000	0.000	0.990
BQ.LIB. POUR LE COMMERCE PEF. "B"	0.55	55.00		0.55		55.00	USD	-	-	100.000	0.000	0.000	0.000	100.000
BQ.LIB. POUR LE COMMERCE PEF. "C"	0.35	35.00		0.35		35.00	USD	-	-	100.000	0.000	0.000	0.000	100.000
BQ.LIB. POUR LE COMMERCE PEF. "D"	0.75	75.00		0.75		75.00	USD	-	-	100.000	0.000	0.000	0.000	100.000
BANQUE AUDI	399.75	2718.29	399.75			2718.29	USD	10,200	69,360	6.800	6.800	6.800	6.800	6.890
BANQUE AUDI GDR	116.24	784.61				784.61	USD	7,500	50,625	6.750	6.750	6.750	6.750	6.750
BANQUE AUDI PREFERRED "E"	1.50	153.75		1.50	100.00	153.75	USD	-	-	102.500	0.000	0.000	0.000	102.500
BANQUE AUDI PREFERRED "G"	1.50	153.75		1.50	100.00	153.75	USD	-	-	102.500	0.000	0.000	0.000	102.500
BANQUE AUDI PREFERRED "H"	0.75	76.73		0.75	100.00	76.73	USD	-	-	102.300	0.000	0.000	0.000	102.300
BANQUE AUDI PREFERRED "I"	2.50	253.00		2.50	100.00	253.00	USD	-	-	101.200	0.000	0.000	0.000	101.200
BANK OF BEIRUT	16.82	316.26	50.47			948.79	USD	-	-	18.800	0.000	0.000	0.000	18.800
BANK OF BEIRUT PRIORITY	4.76	100.00				100.00	USD	-	-	21.000	0.000	0.000	0.000	21.000
BANK OF BEIRUT PREFERRED SHARES "H"	5.40	141.75		5.40	25.00	141.75	USD	2,400	63,000	26.250	26.250	26.250	26.250	26.250
BANK OF BEIRUT PREFERRED SHARES "I"	5.00	131.25		5.00	25.00	131.25	USD	-	-	26.250	0.000	0.000	0.000	26.250
BANK OF BEIRUT PREFERRED SHARES "J"	3.00	78.75		3.00	25.00	78.75	USD	-	-	26.250	0.000	0.000	0.000	26.250
BANK OF BEIRUT PREFERRED SHARES "K"	4.00	100.00		4.00	25.00	100.00	USD	-	-	25.250	0.000	0.000	0.000	25.250
BYBLOS BANK	565.52	984.00	565.52			984.00	USD	-	-	1.740	0.000	0.000	0.000	1.740
BYBLOS BANK GDR	1.31	104.73				104.73	USD	-	-	80.000	0.000	0.000	0.000	80.000
BYBLOS BANK PREFERRED SHARES 2008	2.00	205.00		2.00	100.00	205.00	USD	250	25,625	102.500	102.500	102.500	102.500	102.500
BYBLOS BANK PREFERRED SHARES 2009	2.00	207.00		2.00	96.00	207.00	USD	-	-	103.500	0.000	0.000	0.000	103.500
BQ.EUROPEENNE PR.M.O	51.40	86.87	62.00			104.78	USD	51	86	1.690	1.690	1.690	1.690	1.700
BQ.EUROPEENNE PR.M.O PREFERRED 2013	0.35	34.91		0.35	100.00	34.91	USD	-	-	99.750	0.000	0.000	0.000	99.750
BLOM BANK GDR	73.90	934.78				934.78	USD	2,499	31,612	12.650	12.650	12.650	12.650	12.700
BLOM BANK	215.00	2558.50	215.00			2558.50	USD	2,499	29,738	11.900	11.900	11.900	11.900	11.900
BLOM BANK PREFERRED 2011	20.00	206.00		20.00	10.00	206.00	USD	-	-	10.300	0.000	0.000	0.000	10.300
RASAMNY-YOUNIS MOTORS CO	10.92	35.49	27.30			88.73	USD	-	-	3.250	0.000	0.000	0.000	3.250
HOLCIM Liban	19.52	224.43	19.52			224.43	USD	150	1,725	11.500	11.500	11.500	11.500	11.110
STE DES CEMENTS BLANCS B	6.00	18.84	6.00			18.84	USD	-	-	3.140	0.000	0.000	0.000	3.140
STE DES CEMENTS BLANCS N	3.00	4.71	3.00			4.71	USD	-	-	1.570	0.000	0.000	0.000	1.570
TOTAL EXECUTED	1,749.81	12,317.92	1,666.25	49.65		13,122.25		27,625	\$290,542					

Official USD Closing 1507.5

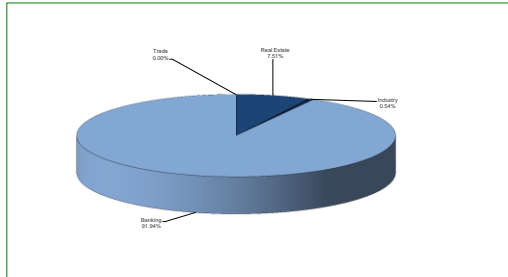
Lebanese Global Depository Receipts

	Shares MM	Bid \$	Ask \$	Mid Price \$
BLOM Bank	73.90	12.45	12.75	12.60
Byblos Bank	1.31	78.00	0.00	78.00
Solidere	9.09	9.10	9.25	9.18
Audi Bank	116.24	6.62	6.80	6.71

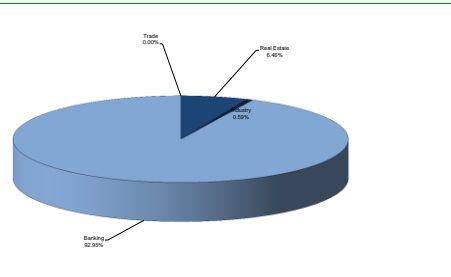
BDL Market Value Weighted Index

	Value	Previous Value	%of change
BDL STOCKS INDEX	102.49	103.27	-0.76%
Number of Transactions	20		

Beirut Stock Exchange Daily Trading Volume



Beirut Stock Exchange Daily Trading Value \$





Lebanese Public Sector Eurobonds

Luxembourg Stock Exchange

Prices and yields as at the closing of :

15-Mar-17

Maturity	Currency	Issued Amount (MM)	Outstanding Amount (MM)	Coupon	Issue P.	Bid \$	Ask \$	Mid. P	Yield	Spread	Duration	Convexity
Lebanon / 20-03-2017	USD	1500.000	1500.000	9.000	100.000	100.000	100.349	100.000	6.000	0.000	0.000	0.000
Lebanon / 20-07-2017	USD	300.000	150.000	3.750	100.000	99.750	100.000	99.750	4.466	3.637	0.337	0.227
Lebanon / 12-10-2017	USD	775.000	775.000	5.000	100.000	100.700	100.900	100.700	3.741	2.797	0.548	0.575
Lebanon / 27-12-2017	USD	950.000	195.000	5.000	100.000	99.625	99.875	99.625	5.717	4.416	0.507	0.564
Lebanon / 31-12-2017	USD	2007.511	602.253	4.000	100.000	99.333	100.611	99.333	5.270	3.781	0.521	0.586
Lebanon / 07-03-2018	USD	700.000	245.000	5.000	100.000	98.750	100.750	98.750	6.805	5.295	0.697	0.885
Lebanon / 27-05-2018	USD	200.000	70.000	5.000	100.000	98.750	100.750	98.750	6.874	5.033	0.660	0.915
Lebanon / 12-06-2018	USD	700.000	700.000	5.150	100.000	101.125	103.125	101.125	4.201	3.144	1.179	2.000
Lebanon / 12-11-2018	USD	1025.000	1025.000	5.150	100.000	101.120	101.880	101.120	4.436	3.042	1.547	3.228
Lebanon / 28-11-2018	EUR	445.000	445.000	5.350	100.000	103.750	104.750	103.750	3.045	3.856	1.608	4.194
Lebanon / 23-04-2019	USD	500.000	500.000	6.750	100.000	100.750	101.750	100.750	5.116	3.735	1.924	4.810
Lebanon / 20-05-2019	USD	650.000	650.000	6.000	100.000	102.550	102.995	102.550	4.748	3.359	1.990	5.110
Lebanon / 28-11-2019	USD	1500.000	1500.000	5.450	100.000	101.200	101.850	101.200	4.966	3.279	2.448	7.488
Lebanon / 09-03-2020	USD	1200.000	1200.000	6.375	100.000	103.550	104.200	103.550	5.075	3.387	2.694	8.908
Lebanon / 14-04-2020	USD	700.000	700.000	5.800	100.000	101.000	102.000	101.000	5.441	3.764	2.724	9.254
Lebanon / 19-06-2020	USD	600.000	600.000	6.150	100.000	101.750	102.750	101.750	5.551	3.873	2.884	10.250
Lebanon / 12-04-2021	USD	2092.469	2092.469	8.250	100.000	109.053	109.950	109.053	5.723	3.604	3.361	14.251
Lebanon / 27-05-2022	USD	500.000	500.000	6.250	100.000	100.500	101.500	100.500	6.134	4.026	4.308	22.670
Lebanon / 04-10-2022	USD	1540.000	1540.000	6.100	100.000	100.600	101.150	100.600	5.970	3.852	4.560	25.428
Lebanon / 27-01-2023	USD	1100.000	1100.000	6.000	100.000	100.270	100.700	100.270	5.943	3.820	4.847	28.370
Lebanon / 26-05-2023	USD	500.000	500.000	6.400	100.000	100.750	101.750	100.750	6.250	3.853	4.966	30.320
Lebanon / 22-04-2024	USD	700.000	700.000	6.650	100.000	100.875	101.875	100.875	6.493	4.096	5.460	37.320
Lebanon / 04-11-2024	USD	500.000	500.000	6.250	100.000	98.750	99.300	98.750	6.458	4.054	5.849	42.692
Lebanon / 03-12-2024	USD	250.000	250.000	7.000	100.000	102.250	103.250	102.250	6.620	4.215	5.808	42.424
Lebanon / 26-02-2025	USD	800.000	800.000	6.200	100.000	97.000	98.150	97.000	6.692	4.289	6.142	46.351
Lebanon / 12-06-2025	USD	800.000	800.000	6.250	100.000	97.500	98.500	97.500	6.647	4.237	6.231	48.480
Lebanon / 27-11-2026	USD	1600.000	1600.000	6.600	100.000	98.150	98.900	98.150	6.863	4.279	6.914	61.351
Lebanon / 29-11-2027	USD	1000.000	1000.000	6.750	100.000	98.600	98.950	98.600	6.936	4.354	7.360	70.680
Lebanon / 03-11-2028	USD	500.000	500.000	6.650	100.000	97.500	98.050	97.500	6.966	4.382	7.765	79.922
Lebanon / 25-05-2029	USD	1000.000	1000.000	6.850	100.000	98.500	99.500	98.500	7.034	4.456	7.984	85.100
Lebanon / 26-02-2030	USD	1400.000	1400.000	6.650	100.000	97.520	98.480	97.520	6.943	4.358	8.502	95.483
Lebanon / 22-04-2031	USD	300.000	300.000	7.000	100.000	98.750	99.750	98.750	7.141	4.563	8.605	102.590
Lebanon / 02-11-2035	USD	600.000	600.000	7.050	100.000	98.190	98.200	98.190	7.227	4.642	9.941	145.659
Total Public Sector Eurobonds	USD		26,067.134									

Euro CDs

Not Available

Lebanese Private Sector Eurobonds

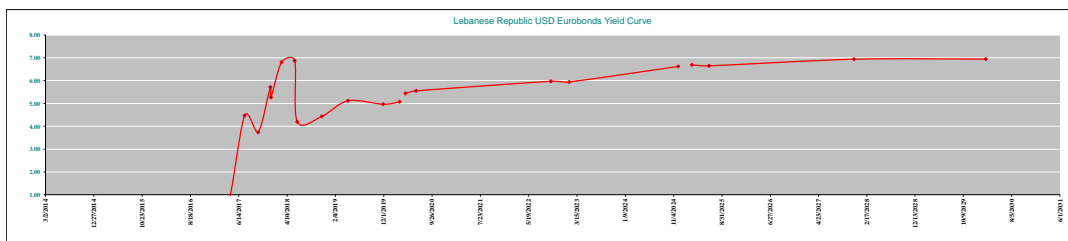
Maturity	Size MM	Type	Coupon	Issue P.	Bid \$	Ask \$	Mid. P	Yield	Spread	Duration	Convexity
Bank MED S.A.L./14-12-2017	USD 500	Euro CD	5.38	99.46	102.87	102.94	102.87	1.49	0.56	0.73	0.89
Bank BYBLOS S.A.L./21-06-2021	USD 300	Note	7.00	100.00	101.38	101.75	101.38	6.62	4.50	3.59	15.88

World Yields in Native Terms

	O/N	3 Months	6 Months	9 Months	1 Year	2 Years	3 Years	5 Years	7 Years	10 Years	30 Years
EUR	-	-0.96	-0.96	-0.91	-0.91	-0.82	-0.71	-0.36	-0.08	0.42	1.19
U.S.A	-	0.77	0.93	--	1.05	1.39	1.69	2.12	2.41	2.58	3.15
U.K	-	0.21	0.26	--	0.06	0.05	0.20	0.58	0.87	1.22	1.84
Japan	-	-0.32	-0.30	-0.24	-0.32	-0.25	-0.16	-0.11	-0.03	0.09	0.86

Libor	USD	EUR	JPY	GBP
1 Month	0.93	-0.39	-0.06	0.26
2 Months	0.98	-0.37	-0.04	0.31
3 Months	1.14	-0.35	-0.02	0.34
6 Months	1.43	-0.25	0.03	0.50
1 Year	1.82	-0.11	0.13	0.72

Spot Rates	Bid	Ask
Lebanese Pound	1511.00	1514.00
Euro	1.0616	1.0620
British Sterling Pound	1.2198	1.2202
Japanese Yen	114.7600	114.7700
Gold	1199.84	1199.95



Disclaimer: The Capital Markets Authority (CMA) publishes reports for general information purposes only. However, under no circumstances the CMA will accept any responsibility or liability in connection with the use of the information provided in these reports or on this website.