

LISTED COMPANIES	LISTED SHARES	MARKET CAP.	TOTAL ORDINARY SHARES	PREFERRED SHARES	PREFERRED SHARES ISSUE PRICE	TOTAL MARKET CAP.	CUR.	TRADED VOLUME	TRADED VALUE	CLOSING PRICE	OPEN PRICE	HIGH PRICE	LOW PRICE	PREVIOUS PRICE
	(MM)	(MM \$)	(MM)	(MM)	USD	(MM \$)								
SOLIDERE A	100.00	851.00	100.00			851.00	USD	5,260	44,521	8.51	8.50	8.82	8.32	8.57
SOLIDERE B	65.00	541.45	65.00			541.45	USD	250	2,083	8.33	8.03	8.36	8.03	8.49
BQ.LIB. POUR LE COMMERCE	51.03	50.52	152.70			151.17	USD	-	-	0.99	-	-	-	0.99
BQ.LIB. POUR LE COMMERCE PEF. "B"	0.55	55.00		0.55		55.00	USD	-	-	100.00	-	-	-	100.00
BQ.LIB. POUR LE COMMERCE PEF. "C"	0.35	35.00		0.35		35.00	USD	-	-	100.00	-	-	-	100.00
BQ.LIB. POUR LE COMMERCE PEF. "D"	0.75	75.00		0.75		75.00	USD	-	-	100.00	-	-	-	100.00
BANQUE AUDI	399.75	2598.37	399.75			2598.37	USD	-	-	6.50	-	-	-	6.50
BANQUE AUDI GDR	116.24	761.36				761.36	USD	5,000	32,750	6.55	6.55	6.55	6.55	6.24
BANQUE AUDI PREFERRED "F"	1.50	156.00		1.50	100.00	156.00	USD	-	-	104.00	-	-	-	104.00
BANQUE AUDI PREFERRED "G"	1.50	150.00		1.50	100.00	150.00	USD	1,000	100,000	100.00	100.00	100.00	100.00	102.50
BANQUE AUDI PREFERRED "H"	0.75	76.73		0.75	100.00	76.73	USD	-	-	102.30	-	-	-	102.30
BANQUE AUDI PREFERRED "I"	2.50	253.00		2.50	100.00	253.00	USD	-	-	101.20	-	-	-	101.20
BANK OF BEIRUT	16.82	316.26	50.47			948.79	USD	-	-	18.80	-	-	-	18.80
BANK OF BEIRUT PRIORITY	4.76	100.00				100.00	USD	-	-	21.00	-	-	-	21.00
BANK OF BEIRUT PREFERRED SHARES "H"	5.40	141.75		5.40	25.00	141.75	USD	-	-	26.25	-	-	-	26.25
BANK OF BEIRUT PREFERRED SHARES "I"	5.00	131.25		5.00	25.00	131.25	USD	-	-	26.25	-	-	-	26.25
BANK OF BEIRUT PREFERRED SHARES "J"	3.00	78.75		3.00	25.00	78.75	USD	-	-	26.25	-	-	-	26.25
BANK OF BEIRUT PREFERRED SHARES "K"	4.00	101.00		4.00	25.00	101.00	USD	-	-	25.25	-	-	-	25.25
BYBLOS BANK	565.52	989.65	565.52			989.65	USD	-	-	1.75	-	-	-	1.75
BYBLOS BANK GDR	1.31	104.73				104.73	USD	-	-	80.00	-	-	-	80.00
BYBLOS BANK PREFERRED SHARES 2008	2.00	206.20		2.00	100.00	206.20	USD	-	-	103.10	-	-	-	103.10
BYBLOS BANK PREFERRED SHARES 2009	2.00	206.00		2.00	96.00	206.00	USD	-	-	103.00	-	-	-	103.00
BQ.EUROPEENNE PR.M.O	51.40	87.38	62.00			105.40	USD	-	-	1.70	-	-	-	1.70
BQ.EUROPEENNE PR.M.O PREFERRED 20	0.35	34.91		0.35	100.00	34.91	USD	-	-	99.75	-	-	-	99.75
BLOM BANK GDR	73.90	865.32				865.32	USD	40,500	474,025	11.71	11.70	11.75	11.69	11.68
BLOM BANK	215.00	2365.00	215.00			2365.00	USD	-	-	11.00	-	-	-	11.00
BLOM BANK PREFERRED 2011	20.00	207.00		20.00	10.00	207.00	USD	-	-	10.35	-	-	-	10.35
RASAMNY-YOUNIS MOTORS CO	10.92	35.49	27.30			88.73	USD	-	-	3.25	-	-	-	3.25
HOLCIM Liban	19.52	226.00	19.52			226.00	USD	-	-	11.58	-	-	-	11.58
STE DES CIMENTS BLANCS B	6.00	18.84	6.00			18.84	USD	-	-	3.14	-	-	-	3.14
STE DES CIMENTS BLANCS N	3.00	4.71	3.00			4.71	USD	-	-	1.57	-	-	-	1.57

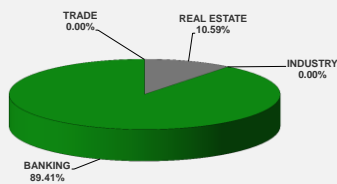
TOTAL EXECUTED 1,749.81 11,823.67 1,666.25 12,628.10 52,010 \$653,379

Official USD Closing 1607.5

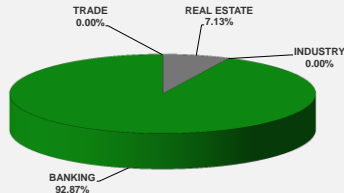
LEBANESE GLOBAL DEPOSITARY RECEIPTS	SHARES MM	BID \$	ASK \$	MID PRICE \$
BLOM BANK	73.90	11.60	11.95	11.78
BYBLOS BANK	1.31	82.50	0.00	82.50
SOLIDERE	9.09	8.30	8.50	8.40
AUDI BANK	116.24	6.55	6.71	6.63

STOCK INDEX	VALUE	PREVIOUS VALUE	% OF CHANGE
MARKET VALUE WEIGHTED INDEX	95.35	96.21	-0.89%
NUMBER OF TRANSACTIONS	26		

BEIRUT STOCK EXCHANGE DAILY TRADING VOLUME



BEIRUT STOCK EXCHANGE DAILY TRADING VALUE \$



Disclaimer: The Capital Markets Authority (CMA) publishes reports for general information purposes only. However, under no circumstances the CMA will accept any responsibility or liability in connection with the use of the information provided in these reports or on this website.

MATURITY	CURRENCY	ISSUED AMOUNT (MM)	OUTSTANDING AMOUNT (MM)	COUPON	ISSUE P.	BID\$	ASK\$	MID. P	YIELD	SPREAD	DURATION	CONVEXYTY
Lebanon / 20-07-2017	USD	300.00	75.00	3.750	100.000	99.750	100.000	99.750	4.718	3.864	0.247	0.122
Lebanon / 12-10-2017	USD	775.00	775.00	5.000	100.000	100.700	100.800	100.700	3.506	2.551	0.470	0.442
Lebanon / 27-12-2017	USD	950.00	65.00	5.000	100.000	99.625	99.875	99.625	5.867	4.581	0.418	0.437
Lebanon / 31-12-2017	USD	2,007.51	200.75	4.000	100.000	99.667	100.306	99.667	4.756	3.512	0.431	0.457
Lebanon / 07-03-2018	USD	700.00	70.00	5.000	100.000	98.750	100.750	98.750	7.056	5.438	0.608	0.725
Lebanon / 27-05-2018	USD	200.00	30.00	5.000	100.000	98.750	100.750	98.750	7.164	5.154	0.571	0.761
Lebanon / 12-06-2018	USD	700.00	700.00	5.150	100.000	100.750	102.750	100.750	4.465	3.429	1.088	1.750
Lebanon / 12-11-2018	USD	1,025.00	1,025.00	5.150	100.000	101.370	102.130	101.370	4.232	3.044	1.459	2.921
Lebanon / 28-11-2018	EUR	445.00	445.00	5.350	100.000	103.750	104.750	103.750	2.917	3.772	1.519	3.833
Lebanon / 23-04-2019	USD	500.00	500.00	6.750	100.000	102.050	102.550	102.050	4.422	3.233	1.841	4.460
Lebanon / 20-05-2019	USD	650.00	650.00	6.000	100.000	103.088	103.588	103.088	4.430	3.242	1.904	4.740
Lebanon / 28-11-2019	USD	1,500.00	1,500.00	5.450	100.000	102.200	102.500	102.200	4.543	3.159	2.364	7.043
Lebanon / 09-03-2020	USD	1,200.00	1,200.00	6.375	100.000	104.300	105.000	104.300	4.760	3.376	2.609	8.422
Lebanon / 14-04-2020	USD	700.00	700.00	5.800	100.000	102.550	102.950	102.550	4.871	3.486	2.718	9.029
Lebanon / 19-06-2020	USD	600.00	600.00	6.150	100.000	103.250	104.000	103.250	5.023	3.637	2.804	9.760
Lebanon / 12-04-2021	USD	2,092.47	2,092.47	8.250	100.000	110.800	111.518	110.800	5.208	3.464	3.409	14.223
Lebanon / 27-05-2022	USD	500.00	500.00	6.250	100.000	103.250	104.000	103.250	5.509	3.761	4.243	22.070
Lebanon / 04-10-2022	USD	1,540.00	1,540.00	6.100	100.000	103.150	103.500	103.150	5.425	3.676	4.495	24.792
Lebanon / 27-01-2023	USD	1,100.00	1,100.00	6.000	100.000	102.500	102.860	102.500	5.487	3.739	4.780	27.670
Lebanon / 26-05-2023	USD	500.00	500.00	6.400	100.000	103.250	104.000	103.250	5.759	3.725	4.903	29.650
Lebanon / 22-04-2024	USD	700.00	700.00	6.850	100.000	103.375	104.125	103.375	6.052	4.016	5.402	36.640
Lebanon / 04-11-2024	USD	500.00	538.47	6.250	100.000	100.380	100.750	100.380	6.186	4.158	5.782	41.855
Lebanon / 03-12-2024	USD	250.00	250.00	7.000	100.000	104.890	105.180	104.890	6.184	4.154	5.752	41.714
Lebanon / 26-02-2025	USD	800.00	800.00	6.200	100.000	100.250	100.850	100.250	6.158	4.121	6.095	45.706
Lebanon / 12-06-2025	USD	800.00	800.00	6.250	100.000	100.100	101.350	100.100	6.233	4.206	6.184	47.820
Lebanon / 27-11-2026	USD	1,600.00	1,600.00	6.800	100.000	101.550	102.100	101.550	6.380	4.154	6.888	60.903
Lebanon / 23-03-2027	USD	1,250.00	1,250.00	6.850	100.000	103.200	103.700	103.200	6.408	4.188	7.144	64.721
Lebanon / 29-11-2027	USD	1,000.00	1,000.00	6.750	100.000	101.600	102.300	101.600	6.537	4.316	7.341	70.300
Lebanon / 03-11-2028	USD	500.00	893.20	6.850	100.000	100.130	100.870	100.130	6.633	4.412	7.744	79.501
Lebanon / 25-05-2029	USD	1,000.00	1,000.00	6.850	100.000	101.375	102.125	101.375	6.681	4.453	7.967	84.750
Lebanon / 26-02-2030	USD	1,400.00	1,400.00	6.850	100.000	100.000	100.750	100.000	6.649	4.417	8.478	95.001
Lebanon / 22-04-2031	USD	300.00	300.00	7.000	100.000	101.375	102.125	101.375	6.846	4.617	8.596	102.380
Lebanon / 23-03-2032	USD	1,000.00	1,000.00	7.000	100.000	102.010	102.320	102.010	6.783	4.562	9.195	115.161
Lebanon / 02-11-2035	USD	600.00	600.00	7.050	100.000	100.830	101.420	100.830	6.969	4.752	9.986	146.702
Lebanon / 23-03-2037	USD	750.00	750.00	7.250	100.000	102.000	102.250	102.000	7.061	4.176	10.504	161.578
TOTAL PUBLIC SECTOR EUROBONDS		30,465,463	27,180,37									

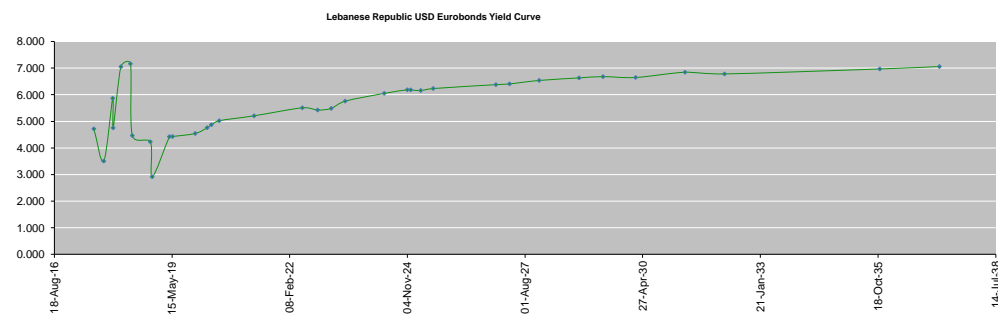
EURO CDS
Not Available

MATURITY	SIZE MM	TYPE	COUPON	Issue P.	BID \$	Ask \$	MID. P	YIELD	SPREAD	DURATION	CONVEXYTY
BANK MED S.A.L/14-12-2017	USD 500	Euro CD	5.38	99.46	102.53	102.60	102.53	1.46	0.51	0.63	0.72
BANK BYBLOS S.A.L/21-06-2021	USD 300	Note	7	100	102.72	103.09	102.72	6.25	4.50	3.52	15.28

World Yields in Native Terms	O/N	3 Months	6 Months	9 Months	1 Year	2 Years	3 Years	5 Years	7 Years	10 Years	30 Years
EUR	-	-0.86	-0.81	-0.76	-0.82	-0.86	-0.80	-0.52	-0.25	0.18	0.91
U.S.A	-	0.83	0.95	--	1.02	1.18	1.38	1.74	2.03	2.22	2.88
U.K	-	0.17	0.20	--	0.12	0.12	0.21	0.50	0.73	1.05	1.65
Japan	-	-0.10	-0.11	-0.14	-0.21	-0.21	-0.18	-0.16	-0.10	0.02	0.77

Libor	USD	EUR	JPY	GBP
1 Months	0.99	-0.39	-0.02	0.26
2 Months	1.04	-0.38	0.00	0.30
3 Months	1.16	-0.36	0.01	0.34
6 Months	1.40	-0.26	0.03	0.48
1 Year	1.77	-0.13	0.14	0.70

Spot Rates	Bid	Ask
Lebanese Pound	1505.50	1510.50
Euro	1.07	1.0686
British Sterling Pound	1.27	1.2688
Japanese Yen	108.81	108.8400
Gold	1284.56	1285.56



Disclaimer: The Capital Markets Authority (CMA) publishes reports for general information purposes only. However, under no circumstances the CMA will accept any responsibility or liability in connection with the use of the information provided in these reports or on this website.

Contact us by email: research@cma.gov.lb