

LISTED COMPANIES	LISTED SHARES	MARKET CAP.	TOTAL ORDINARY SHARES	PREFERRED SHARES	PREFERRED SHARES ISSUE PRICE	TOTAL MARKET CAP.	CUR.	TRADED VOLUME	TRADED VALUE	CLOSING PRICE	OPEN PRICE	HIGH PRICE	LOW PRICE	PREVIOUS PRICE
	(MM)	(MM \$)	(MM)	(MM)	USD	(MM \$)								
SOLIDERE A	100.00	840.00	100.00			840.00	USD	26,176	220,762	8.40	8.40	8.50	8.40	8.51
SOLIDERE B	65.00	551.85	65.00			551.85	USD	95	807	8.49	8.49	8.49	8.49	8.33
BQ.LIB. POUR LE COMMERCE	51.03	50.52	152.70			151.17	USD	-	-	0.99	-	-	-	0.99
BQ.LIB. POUR LE COMMERCE PEF. "B"	0.55	55.00		0.55		55.00	USD	-	-	100.00	-	-	-	100.00
BQ.LIB. POUR LE COMMERCE PEF. "C"	0.35	35.00		0.35		35.00	USD	-	-	100.00	-	-	-	100.00
BQ.LIB. POUR LE COMMERCE PEF. "D"	0.75	75.00		0.75		75.00	USD	-	-	100.00	-	-	-	100.00
BANQUE AUDI	399.75	2558.39	399.75			2558.39	USD	29,272	184,559	6.40	6.10	6.40	6.10	6.50
BANQUE AUDI GDR	116.24	761.36				761.36	USD	-	-	6.55	-	-	-	6.55
BANQUE AUDI PREFERRED "F"	1.50	156.00		1.50	100.00	156.00	USD	-	-	104.00	-	-	-	104.00
BANQUE AUDI PREFERRED "G"	1.50	150.00		1.50	100.00	150.00	USD	200	20,000	100.00	100.00	100.00	100.00	100.00
BANQUE AUDI PREFERRED "H"	0.75	76.73		0.75	100.00	76.73	USD	1,600	163,680	102.30	102.30	102.30	102.30	102.30
BANQUE AUDI PREFERRED "I"	2.50	253.00		2.50	100.00	253.00	USD	-	-	101.20	-	-	-	101.20
BANK OF BEIRUT	16.82	316.26	50.47			948.79	USD	-	-	18.80	-	-	-	18.80
BANK OF BEIRUT PRIORITY	4.76	100.00				100.00	USD	-	-	21.00	-	-	-	21.00
BANK OF BEIRUT PREFERRED SHARES "H"	5.40	141.75		5.40	25.00	141.75	USD	-	-	26.25	-	-	-	26.25
BANK OF BEIRUT PREFERRED SHARES "I"	5.00	131.25		5.00	25.00	131.25	USD	-	-	26.25	-	-	-	26.25
BANK OF BEIRUT PREFERRED SHARES "J"	3.00	78.75		3.00	25.00	78.75	USD	-	-	26.25	-	-	-	26.25
BANK OF BEIRUT PREFERRED SHARES "K"	4.00	101.00		4.00	25.00	101.00	USD	-	-	25.25	-	-	-	25.25
BYBLOS BANK	565.52	989.65	565.52			989.65	USD	-	-	1.75	-	-	-	1.75
BYBLOS BANK GDR	1.31	104.73				104.73	USD	-	-	80.00	-	-	-	80.00
BYBLOS BANK PREFERRED SHARES 2008	2.00	206.20		2.00	100.00	206.20	USD	-	-	103.10	-	-	-	103.10
BYBLOS BANK PREFERRED SHARES 2009	2.00	206.00		2.00	96.00	206.00	USD	-	-	103.00	-	-	-	103.00
BQ.EUROPEENNE PR.M.O	51.40	87.38	62.00			105.40	USD	-	-	1.70	-	-	-	1.70
BQ.EUROPEENNE PR.M.O PREFERRED 20	0.35	34.91		0.35	100.00	34.91	USD	-	-	99.75	-	-	-	99.75
BLOM BANK GDR	73.90	865.32				865.32	USD	-	-	11.71	-	-	-	11.71
BLOM BANK	215.00	2354.25	215.00			2354.25	USD	10,780	118,302	10.95	11.00	11.00	10.90	11.00
BLOM BANK PREFERRED 2011	20.00	207.00		20.00	10.00	207.00	USD	-	-	10.35	-	-	-	10.35
RASAMNY-YOUNIS MOTORS CO	10.92	35.49	27.30			88.73	USD	-	-	3.25	-	-	-	3.25
HOLCIM Liban	19.52	226.00	19.52			226.00	USD	-	-	11.58	-	-	-	11.58
STE DES CIMENTS BLANCS B	6.00	18.84	6.00			18.84	USD	-	-	3.14	-	-	-	3.14
STE DES CIMENTS BLANCS N	3.00	4.71	3.00			4.71	USD	-	-	1.57	-	-	-	1.57

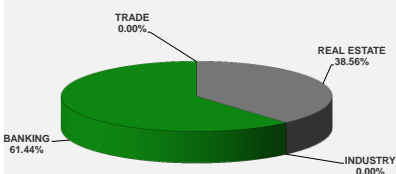
TOTAL EXECUTED 1,749.81 11,772.35 1,666.25 12,576.77 68,123 \$708,110

Official USD Closing 1507.5

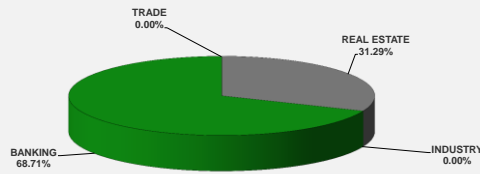
LEBANESE GLOBAL DEPOSITORY RECEIPTS	SHARES MM	BID \$	ASK \$	MID PRICE \$
BLOM BANK	73.90	11.70	11.80	11.75
BYBLOS BANK	1.31	82.50	0.00	82.50
SOLIDERE	9.09	7.96	8.50	8.23
AUDI BANK	116.24	6.10	6.90	6.50

STOCK INDEX	VALUE	PREVIOUS VALUE	% OF CHANGE
MARKET VALUE WEIGHTED INDEX	95.11	95.35	-0.26%
NUMBER OF TRANSACTIONS	32		

BEIRUT STOCK EXCHANGE DAILY TRADING VOLUME



BEIRUT STOCK EXCHANGE DAILY TRADING VALUE \$



Disclaimer: The Capital Markets Authority (CMA) publishes reports for general information purposes only. However, under no circumstances the CMA will accept any responsibility or liability in connection with the use of the information provided in these reports or on this website.

MATURITY	CURRENCY	ISSUED AMOUNT (MM)	OUTSTANDING AMOUNT (MM)	COUPON	ISSUE P.	BID\$	ASK\$	MID. P	YIELD	SPREAD	DURATION	CONVEXITY
Lebanon / 20-07-2017	USD	300.00	75.00	3.750	100.000	99.750	100.000	99.750	4.728	3.874	0.245	0.120
Lebanon / 12-10-2017	USD	775.00	775.00	5.000	100.000	100.620	100.880	100.620	3.667	2.727	0.468	0.437
Lebanon / 27-12-2017	USD	950.00	65.00	5.000	100.000	99.625	99.875	99.625	5.873	4.608	0.415	0.434
Lebanon / 31-12-2017	USD	2,007.51	200.75	4.000	100.000	99.750	100.250	99.750	4.568	3.407	0.428	0.453
Lebanon / 07-03-2018	USD	700.00	70.00	5.000	100.000	98.750	100.750	98.750	7.064	5.458	0.605	0.720
Lebanon / 27-05-2018	USD	200.00	30.00	5.000	100.000	98.750	100.750	98.750	7.174	5.172	0.568	0.757
Lebanon / 12-06-2018	USD	700.00	700.00	5.150	100.000	101.500	103.500	101.500	3.791	2.772	1.089	1.750
Lebanon / 12-11-2018	USD	1,025.00	1,025.00	5.150	100.000	101.370	102.130	101.370	4.230	3.047	1.456	2.912
Lebanon / 28-11-2018	EUR	445.00	445.00	5.350	100.000	103.750	104.750	103.750	2.914	3.723	1.516	3.823
Lebanon / 23-04-2019	USD	500.00	500.00	6.750	100.000	102.050	102.550	102.050	4.420	3.236	1.838	4.450
Lebanon / 20-05-2019	USD	650.00	650.00	6.000	100.000	103.250	104.150	103.250	4.347	3.159	1.903	4.740
Lebanon / 28-11-2019	USD	1,500.00	1,500.00	5.450	100.000	102.250	102.500	102.250	4.522	3.136	2.361	7.029
Lebanon / 09-03-2020	USD	1,200.00	1,200.00	6.375	100.000	104.300	105.500	104.300	4.759	3.372	2.608	8.415
Lebanon / 14-04-2020	USD	700.00	700.00	5.800	100.000	102.400	102.850	102.400	4.924	3.541	2.714	9.008
Lebanon / 19-06-2020	USD	600.00	600.00	6.150	100.000	103.250	104.000	103.250	5.022	3.639	2.802	9.740
Lebanon / 12-04-2021	USD	2,092.47	2,092.47	8.250	100.000	110.750	111.552	110.750	5.220	3.486	3.406	14.204
Lebanon / 27-05-2022	USD	500.00	500.00	6.250	100.000	103.250	104.000	103.250	5.509	3.774	4.240	22.040
Lebanon / 04-10-2022	USD	1,540.00	1,540.00	6.100	100.000	102.550	104.750	102.550	5.552	3.819	4.496	24.794
Lebanon / 27-01-2023	USD	1,100.00	1,100.00	6.000	100.000	102.150	102.860	102.150	5.557	3.823	4.775	27.630
Lebanon / 26-05-2023	USD	500.00	500.00	6.400	100.000	103.250	104.000	103.250	5.759	3.742	4.901	29.620
Lebanon / 22-04-2024	USD	700.00	700.00	6.850	100.000	103.870	103.880	103.870	5.966	3.952	5.401	36.630
Lebanon / 04-11-2024	USD	500.00	538.47	6.250	100.000	100.380	100.750	100.380	6.186	4.172	5.779	41.822
Lebanon / 03-12-2024	USD	250.00	250.00	7.000	100.000	104.750	105.150	104.750	6.206	4.191	5.748	41.669
Lebanon / 26-02-2025	USD	800.00	800.00	6.200	100.000	100.250	100.850	100.250	6.158	4.129	6.092	45.672
Lebanon / 12-06-2025	USD	800.00	800.00	6.250	100.000	100.250	101.250	100.250	6.209	4.197	6.181	47.790
Lebanon / 27-11-2026	USD	1,600.00	1,600.00	6.800	100.000	101.450	102.150	101.450	6.394	4.181	6.885	60.859
Lebanon / 23-03-2027	USD	1,250.00	1,250.00	6.850	100.000	103.200	103.370	103.200	6.408	4.206	7.142	64.681
Lebanon / 29-11-2027	USD	1,000.00	1,000.00	6.750	100.000	101.650	102.250	101.650	6.531	4.328	7.338	70.260
Lebanon / 03-11-2028	USD	500.00	893.20	6.850	100.000	100.250	100.900	100.250	6.618	4.415	7.743	79.485
Lebanon / 25-05-2029	USD	1,000.00	1,000.00	6.850	100.000	101.375	102.125	101.375	6.681	4.473	7.965	84.700
Lebanon / 26-02-2030	USD	1,400.00	1,400.00	6.850	100.000	99.850	100.500	99.850	6.666	4.449	8.470	94.866
Lebanon / 22-04-2031	USD	300.00	300.00	7.000	100.000	101.160	102.110	101.160	6.870	4.657	8.590	102.270
Lebanon / 23-03-2032	USD	1,000.00	1,000.00	7.000	100.000	101.650	102.200	101.650	6.821	4.618	9.185	114.968
Lebanon / 02-11-2035	USD	600.00	600.00	7.050	100.000	100.680	101.420	100.680	6.984	4.780	9.980	146.575
Lebanon / 23-03-2037	USD	750.00	750.00	7.250	100.000	101.800	102.000	101.800	7.079	4.214	10.491	161.277
<b>TOTAL PUBLIC SECTOR EUROBONDS</b>		<b>30,467.109</b>	<b>27,182.01</b>									

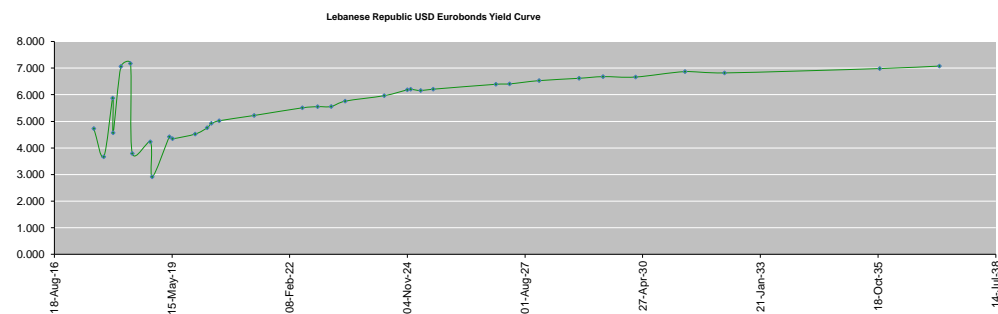
EURO CDS
Not Available

MATURITY	SIZE MM	TYPE	COUPON	Issue P.	BID \$	Ask \$	MID. P	YIELD	SPREAD	DURATION	CONVEXITY
BANK MED S.A.L/14-12-2017	USD 500	Euro CD	5.38	99.46	102.54	102.61	102.54	1.43	0.49	0.63	0.72
BANK BYBLOS S.A.L/21-06-2021	USD 300	Note	7	100	102.77	103.14	102.77	6.23	4.50	3.51	15.27

World Yields in Native Terms	O/N	3 Months	6 Months	9 Months	1 Year	2 Years	3 Years	5 Years	7 Years	10 Years	30 Years
EUR	-	-0.88	-0.80	-0.75	-0.80	-0.81	-0.74	-0.48	-0.23	0.20	0.91
U.S.A	-	0.83	0.94	--	1.01	1.18	1.38	1.73	2.01	2.20	2.87
U.K	-	0.17	0.20	--	0.12	0.13	0.23	0.52	0.74	1.05	1.65
Japan	-	-0.13	-0.11	-0.14	-0.21	-0.22	-0.20	-0.17	-0.11	0.01	0.76

Libor	USD	EUR	JPY	GBP
1 Months	0.99	-0.39	-0.02	0.26
2 Months	1.04	-0.37	0.00	0.30
3 Months	1.16	-0.36	0.01	0.34
6 Months	1.40	-0.26	0.03	0.48
1 Year	1.76	-0.14	0.14	0.70

Spot Rates	Bid	Ask
Lebanese Pound	1510.00	1514.00
Euro	1.07	1.0725
British Sterling Pound	1.28	1.2836
Japanese Yen	108.86	108.8800
Gold	1284.28	1285.28



**Disclaimer:** The Capital Markets Authority (CMA) publishes reports for general information purposes only. However, under no circumstances the CMA will accept any responsibility or liability in connection with the use of the information provided in these reports or on this website.

Contact us by email: [research@cma.gov.lb](mailto:research@cma.gov.lb)