

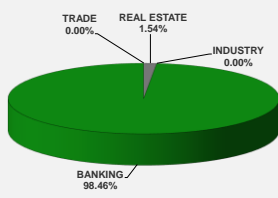
LISTED COMPANIES	LISTED SHARES	MARKET CAP.	TOTAL ORDINARY SHARES	PREFERRED SHARES	PREFERRED SHARES ISSUE PRICE	TOTAL MARKET CAP.	CUR.	TRADED VOLUME	TRADED VALUE	CLOSING PRICE	OPEN PRICE	HIGH PRICE	LOW PRICE	PREVIOUS PRICE
	(MM)	(MM \$)	(MM)	(MM)	USD	(MM \$)								
SOLIDERE A	100.00	840.00	100.00			840.00	USD	-	-	8.40	-	-	-	8.40
SOLIDERE B	65.00	542.75	65.00			542.75	USD	2,761	23,054	8.35	8.35	8.35	8.35	8.49
BQ.LIB. POUR LE COMMERCE	51.03	50.52	152.70			151.17	USD	-	-	0.99	-	-	-	0.99
BQ.LIB. POUR LE COMMERCE PRAF. "B"	0.55	55.00		0.55		55.00	USD	-	-	100.00	-	-	-	100.00
BQ.LIB. POUR LE COMMERCE PRAF. "C"	0.35	35.00		0.35		35.00	USD	-	-	100.00	-	-	-	100.00
BQ.LIB. POUR LE COMMERCE PRAF. "D"	0.75	75.00		0.75		75.00	USD	-	-	100.00	-	-	-	100.00
BANQUE AUDI	399.75	2558.39	399.75			2558.39	USD	-	-	6.40	-	-	-	6.40
BANQUE AUDI GDR	116.24	761.36				761.36	USD	-	-	6.55	-	-	-	6.55
BANQUE AUDI PREFERRED "F"	1.50	156.00		1.50	100.00	156.00	USD	-	-	104.00	-	-	-	104.00
BANQUE AUDI PREFERRED "G"	1.50	150.00		1.50	100.00	150.00	USD	1,631	163,100	100.00	100.00	100.00	100.00	100.00
BANQUE AUDI PREFERRED "H"	0.75	75.00		0.75	100.00	75.00	USD	5,200	520,000	100.00	100.00	100.00	100.00	102.30
BANQUE AUDI PREFERRED "I"	2.50	251.50		2.50	100.00	251.50	USD	2,000	201,200	100.60	100.60	100.60	100.60	101.20
BANK OF BEIRUT	16.82	316.26	50.47			948.79	USD	-	-	18.80	-	-	-	18.80
BANK OF BEIRUT PRIORITY	4.76	100.00				100.00	USD	-	-	21.00	-	-	-	21.00
BANK OF BEIRUT PREFERRED SHARES "H"	5.40	141.75		5.40	25.00	141.75	USD	-	-	26.25	-	-	-	26.25
BANK OF BEIRUT PREFERRED SHARES "I"	5.00	131.25		5.00	25.00	131.25	USD	-	-	26.25	-	-	-	26.25
BANK OF BEIRUT PREFERRED SHARES "J"	3.00	78.75		3.00	25.00	78.75	USD	-	-	26.25	-	-	-	26.25
BANK OF BEIRUT PREFERRED SHARES "K"	4.00	101.00		4.00	25.00	101.00	USD	-	-	25.25	-	-	-	25.25
BYBLOS BANK	565.52	989.65	565.52			989.65	USD	-	-	1.75	-	-	-	1.75
BYBLOS BANK GDR	1.31	104.73				104.73	USD	-	-	80.00	-	-	-	80.00
BYBLOS BANK PREFERRED SHARES 2008	2.00	206.20		2.00	100.00	206.20	USD	-	-	103.10	-	-	-	103.10
BYBLOS BANK PREFERRED SHARES 2009	2.00	206.00		2.00	96.00	206.00	USD	-	-	103.00	-	-	-	103.00
BQ.EUROPEENNE PR.M.O	51.40	87.38	62.00			105.40	USD	-	-	1.70	-	-	-	1.70
BQ.EUROPEENNE PR.M.O PREFERRED 20	0.35	34.91		0.35	100.00	34.91	USD	-	-	99.75	-	-	-	99.75
BLOM BANK GDR	73.90	863.11				863.11	USD	16,000	187,000	11.68	11.70	11.80	11.62	11.71
BLOM BANK	215.00	2285.45	215.00			2285.45	USD	151,294	1,603,760	10.63	10.90	10.90	10.45	10.95
BLOM BANK PREFERRED 2011	20.00	207.00		20.00	10.00	207.00	USD	-	-	10.35	-	-	-	10.35
RASAMNY-YOUNIS MOTORS CO	10.92	35.49	27.30			88.73	USD	-	-	3.25	-	-	-	3.25
HOLCIM Liban	19.52	226.00	19.52			226.00	USD	-	-	11.58	-	-	-	11.58
STE DES CIMENTS BLANCS B	6.00	18.84	6.00			18.84	USD	-	-	3.14	-	-	-	3.14
STE DES CIMENTS BLANCS N	3.00	4.71	3.00			4.71	USD	-	-	1.57	-	-	-	1.57

TOTAL EXECUTED	1,749.81	11,689.00	1,666.25			12,493.43		178,886	\$2,698,114					
Official USD Closing	1507.5													

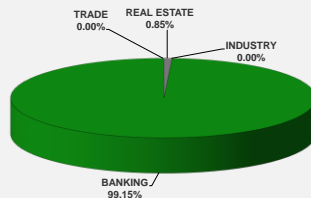
LEBANESE GLOBAL DEPOSITARY RECEIPTS	SHARES MM	BID \$	ASK \$	MID PRICE \$
BLOM BANK	73.90	11.70	11.80	11.75
BYBLOS BANK	1.31	82.50	0.00	82.50
SOLIDERE	9.09	8.05	8.99	8.52
AUDI BANK	116.24	6.25	6.80	6.53

STOCK INDEX	VALUE	PREVIOUS VALUE	% OF CHANGE
MARKET VALUE WEIGHTED INDEX	94.05	95.11	-1.11%
NUMBER OF TRANSACTIONS	44		

BEIRUT STOCK EXCHANGE DAILY TRADING VOLUME



BEIRUT STOCK EXCHANGE DAILY TRADING VALUE \$



Disclaimer: The Capital Markets Authority (CMA) publishes reports for general information purposes only. However, under no circumstances the CMA will accept any responsibility or liability in connection with the use of the information provided in these reports or on this website.

MATURITY	CURRENCY	ISSUED AMOUNT (MM)	OUTSTANDING AMOUNT (MM)	COUPON	ISSUE P.	BID\$	ASK\$	MID. P	YIELD	SPREAD	DURATION	CONVEXITY
Lebanon / 20-07-2017	USD	300.00	75.00	3.750	100.000	99.750	100.000	99.750	4.762	3.921	0.236	0.112
Lebanon / 12-10-2017	USD	775.00	775.00	5.000	100.000	100.700	100.800	100.700	3.470	2.529	0.460	0.422
Lebanon / 27-12-2017	USD	950.00	65.00	5.000	100.000	99.625	99.875	99.625	5.890	4.615	0.407	0.423
Lebanon / 31-12-2017	USD	2,007.51	200.75	4.000	100.000	99.750	100.250	99.750	4.579	3.411	0.420	0.442
Lebanon / 07-03-2018	USD	700.00	70.00	5.000	100.000	98.750	100.750	98.750	7.091	5.464	0.597	0.706
Lebanon / 27-05-2018	USD	200.00	30.00	5.000	100.000	98.750	100.750	98.750	7.206	5.177	0.560	0.743
Lebanon / 12-06-2018	USD	700.00	700.00	5.150	100.000	101.375	103.375	101.375	3.894	2.875	1.080	1.730
Lebanon / 12-11-2018	USD	1,025.00	1,025.00	5.150	100.000	101.400	101.900	101.400	4.206	3.014	1.448	2.882
Lebanon / 28-11-2018	EUR	445.00	445.00	5.350	100.000	103.750	104.750	103.750	2.902	3.685	1.509	3.792
Lebanon / 23-04-2019	USD	500.00	500.00	6.750	100.000	101.875	102.375	101.875	4.508	3.323	1.878	4.530
Lebanon / 20-05-2019	USD	650.00	650.00	6.000	100.000	103.250	104.100	103.250	4.341	3.149	1.895	4.700
Lebanon / 28-11-2019	USD	1,500.00	1,500.00	5.450	100.000	102.250	102.750	102.250	4.519	3.136	2.354	6.991
Lebanon / 09-03-2020	USD	1,200.00	1,200.00	6.375	100.000	104.250	105.350	104.250	4.773	3.377	2.599	8.366
Lebanon / 14-04-2020	USD	700.00	700.00	5.800	100.000	102.400	102.850	102.400	4.922	3.525	2.706	8.960
Lebanon / 19-06-2020	USD	600.00	600.00	6.150	100.000	103.250	103.750	103.250	5.020	3.633	2.793	9.690
Lebanon / 12-04-2021	USD	2,092.47	2,092.47	8.250	100.000	110.700	111.250	110.700	5.227	3.469	3.397	14.137
Lebanon / 27-05-2022	USD	500.00	500.00	6.250	100.000	103.250	103.750	103.250	5.508	3.758	4.231	21.960
Lebanon / 04-10-2022	USD	1,540.00	1,540.00	6.100	100.000	103.050	103.500	103.050	5.445	3.688	4.484	24.686
Lebanon / 27-01-2023	USD	1,100.00	1,100.00	6.000	100.000	102.080	102.670	102.080	5.571	3.814	4.766	27.540
Lebanon / 26-05-2023	USD	500.00	500.00	6.400	100.000	103.125	103.625	103.125	5.782	3.750	4.890	29.510
Lebanon / 22-04-2024	USD	700.00	700.00	6.650	100.000	103.870	103.880	103.870	5.965	3.923	5.566	37.700
Lebanon / 04-11-2024	USD	500.00	538.47	6.250	100.000	100.380	100.750	100.380	6.186	4.143	5.771	41.725
Lebanon / 03-12-2024	USD	250.00	250.00	7.000	100.000	104.750	105.100	104.750	6.206	4.164	5.740	41.569
Lebanon / 26-02-2025	USD	800.00	800.00	6.200	100.000	99.900	100.750	99.900	6.215	4.169	6.081	45.534
Lebanon / 12-06-2025	USD	800.00	800.00	6.250	100.000	100.092	101.355	100.092	6.234	4.193	6.173	47.680
Lebanon / 27-11-2026	USD	1,600.00	1,600.00	6.600	100.000	101.300	101.850	101.300	6.415	4.180	6.872	60.689
Lebanon / 23-03-2027	USD	1,250.00	1,250.00	6.850	100.000	102.850	103.000	102.850	6.455	4.226	7.127	64.473
Lebanon / 29-11-2027	USD	1,000.00	1,000.00	6.750	100.000	101.150	102.100	101.150	6.596	4.365	7.323	70.040
Lebanon / 03-11-2028	USD	500.00	893.20	6.650	100.000	100.000	100.700	100.000	6.650	4.418	7.729	79.275
Lebanon / 25-05-2029	USD	1,000.00	1,000.00	6.850	100.000	101.625	102.375	101.625	6.651	4.427	7.963	84.670
Lebanon / 26-02-2030	USD	1,400.00	1,400.00	6.650	100.000	99.800	100.450	99.800	6.672	4.437	8.461	94.703
Lebanon / 22-04-2031	USD	300.00	300.00	7.000	100.000	101.130	102.010	101.130	6.873	4.641	8.875	105.620
Lebanon / 23-03-2032	USD	1,000.00	1,000.00	7.000	100.000	101.550	102.100	101.550	6.832	4.600	9.173	114.758
Lebanon / 02-11-2035	USD	600.00	600.00	7.050	100.000	100.500	101.000	100.500	7.001	4.771	9.958	146.123
Lebanon / 23-03-2037	USD	750.00	750.00	7.250	100.000	101.500	101.750	101.500	7.107	4.224	10.469	160.807
TOTAL PUBLIC SECTOR EUROBONDS		30,468.934	27,183.84									

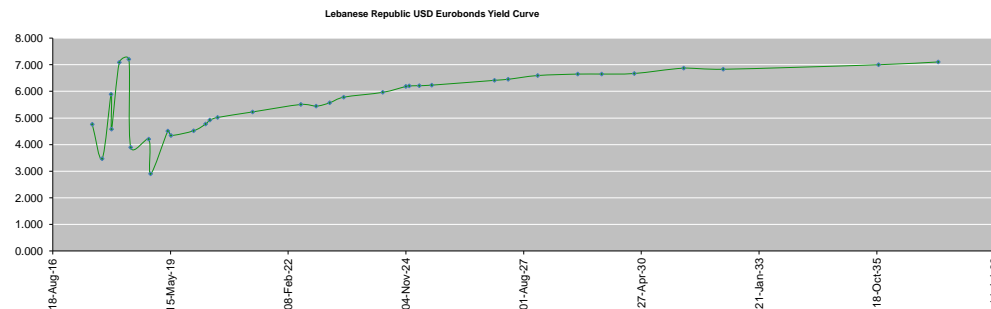
EURO CDS
Not Available

MATURITY	SIZE MM	TYPE	COUPON	Issue P.	BID \$	Ask \$	MID. P	YIELD	SPREAD	DURATION	CONVEXITY
BANK MED S.A.L/14-12-2017	USD 500	Euro CD	5.38	99.46	102.51	102.58	102.51	1.43	0.47	0.62	0.70
BANK BYBLOS S.A.L/21-06-2021	USD 300	Note	7	100	102.66	103.03	102.66	6.26	4.50	3.51	15.20

World Yields in Native Terms	O/N	3 Months	6 Months	9 Months	1 Year	2 Years	3 Years	5 Years	7 Years	10 Years	30 Years
EUR	-	-0.86	-0.81	-0.73	-0.80	-0.78	-0.71	-0.44	-0.18	0.25	0.97
U.S.A	-	0.81	0.94	--	1.02	1.19	1.39	1.76	2.04	2.23	2.88
U.K	-	0.17	0.20	--	0.10	0.12	0.23	0.53	0.76	1.08	1.68
Japan	-	-0.12	-0.14	-0.14	-0.21	-0.22	-0.20	-0.17	-0.11	0.02	0.75

Libor	USD	EUR	JPY	GBP
1 Months	0.99	-0.39	-0.02	0.26
2 Months	1.04	-0.37	0.00	0.30
3 Months	1.16	-0.36	0.01	0.34
6 Months	1.39	-0.26	0.03	0.48
1 Year	1.74	-0.14	0.14	0.69

Spot Rates	Bid	Ask
Lebanese Pound	1506.50	1511.50
Euro	1.08	1.0767
British Sterling Pound	1.28	1.2805
Japanese Yen	109.23	109.2600
Gold	1279.26	1279.38



Disclaimer: The Capital Markets Authority (CMA) publishes reports for general information purposes only. However, under no circumstances the CMA will accept any responsibility or liability in connection with the use of the information provided in these reports or on this website.

Contact us by email: research@cma.gov.lb