

LISTED COMPANIES	LISTED SHARES	MARKET CAP.	TOTAL ORDINARY SHARES	PREFERRED SHARES	PREFERRED SHARES ISSUE PRICE	TOTAL MARKET CAP.	CUR.	TRADED VOLUME	TRADED VALUE	CLOSING PRICE	OPEN PRICE	HIGH PRICE	LOW PRICE	PREVIOUS PRICE
	(MM)	(MM \$)	(MM)	(MM)	USD	(MM \$)								
SOLIDERE A	100.00	831.00	100.00			831.00	USD	90,038	754,373	8.31	8.40	8.50	8.30	8.40
SOLIDERE B	65.00	551.20	65.00			551.20	USD	1,691	14,326	8.48	8.42	8.50	8.42	8.35
BQ.LIB. POUR LE COMMERCE	51.03	50.52	152.70			151.17	USD	-	-	0.99	-	-	-	0.99
BQ.LIB. POUR LE COMMERCE PEF. "B"	0.55	55.00		0.55		55.00	USD	-	-	100.00	-	-	-	100.00
BQ.LIB. POUR LE COMMERCE PEF. "C"	0.35	35.00		0.35		35.00	USD	-	-	100.00	-	-	-	100.00
BQ.LIB. POUR LE COMMERCE PEF. "D"	0.75	75.00		0.75		75.00	USD	-	-	100.00	-	-	-	100.00
BANQUE AUDI	399.75	2558.39	399.75			2558.39	USD	10,000	63,957	6.40	6.38	6.40	6.38	6.40
BANQUE AUDI GDR	116.24	761.36				761.36	USD	-	-	6.55	-	-	-	6.55
BANQUE AUDI PREFERRED "F"	1.50	156.00		1.50	100.00	156.00	USD	-	-	104.00	-	-	-	104.00
BANQUE AUDI PREFERRED "G"	1.50	150.30		1.50	100.00	150.30	USD	7,000	701,400	100.20	100.20	100.20	100.20	100.00
BANQUE AUDI PREFERRED "H"	0.75	75.00		0.75	100.00	75.00	USD	-	-	100.00	-	-	-	100.00
BANQUE AUDI PREFERRED "I"	2.50	251.50		2.50	100.00	251.50	USD	-	-	100.60	-	-	-	100.60
BANK OF BEIRUT	16.82	316.26	50.47			948.79	USD	-	-	18.80	-	-	-	18.80
BANK OF BEIRUT PRIORITY	4.76	100.00				100.00	USD	-	-	21.00	-	-	-	21.00
BANK OF BEIRUT PREFERRED SHARES "H"	5.40	141.75		5.40	25.00	141.75	USD	-	-	26.25	-	-	-	26.25
BANK OF BEIRUT PREFERRED SHARES "I"	5.00	131.25		5.00	25.00	131.25	USD	-	-	26.25	-	-	-	26.25
BANK OF BEIRUT PREFERRED SHARES "J"	3.00	78.75		3.00	25.00	78.75	USD	-	-	26.25	-	-	-	26.25
BANK OF BEIRUT PREFERRED SHARES "K"	4.00	101.00		4.00	25.00	101.00	USD	-	-	25.25	-	-	-	25.25
BYBLOS BANK	565.52	989.65	565.52			989.65	USD	-	-	1.75	-	-	-	1.75
BYBLOS BANK GDR	1.31	104.73				104.73	USD	-	-	80.00	-	-	-	80.00
BYBLOS BANK PREFERRED SHARES 2008	2.00	206.20		2.00	100.00	206.20	USD	2,000	206,200	103.10	103.10	103.10	103.10	103.10
BYBLOS BANK PREFERRED SHARES 2009	2.00	206.00		2.00	96.00	206.00	USD	-	-	103.00	-	-	-	103.00
BQ.EUROPEENNE PR.M.O	51.40	87.38	62.00			105.40	USD	-	-	1.70	-	-	-	1.70
BQ.EUROPEENNE PR.M.O PREFERRED 20	0.35	34.91		0.35	100.00	34.91	USD	-	-	99.75	-	-	-	99.75
BLOM BANK GDR	73.90	867.54				867.54	USD	34,180	401,406	11.74	11.75	11.75	11.70	11.68
BLOM BANK	215.00	2261.80	215.00			2261.80	USD	39,245	412,931	10.52	10.63	10.63	10.50	10.63
BLOM BANK PREFERRED 2011	20.00	207.00		20.00	10.00	207.00	USD	-	-	10.35	-	-	-	10.35
RASAMNY-YOUNIS MOTORS CO	10.92	35.49	27.30			88.73	USD	-	-	3.25	-	-	-	3.25
HOLCIM Liban	19.52	226.00	19.52			226.00	USD	-	-	11.58	-	-	-	11.58
STE DES CIMENTS BLANCS B	6.00	18.84	6.00			18.84	USD	-	-	3.14	-	-	-	3.14
STE DES CIMENTS BLANCS N	3.00	4.71	3.00			4.71	USD	-	-	1.57	-	-	-	1.57

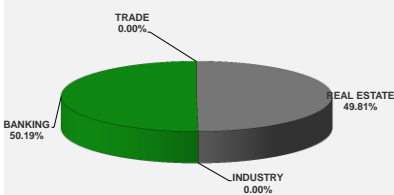
TOTAL EXECUTED	1,749.81	11,669.54	1,666.25	12,473.97	184,154	\$2,554,593
-----------------------	-----------------	------------------	-----------------	------------------	----------------	--------------------

Official USD Closing 1607.5

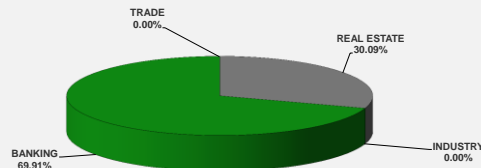
LEBANESE GLOBAL DEPOSITARY RECEIPTS	SHARES MM	BID \$	ASK \$	MID PRICE \$
BLOM BANK	73.90	11.60	11.75	11.68
BYBLOS BANK	1.31	82.50	0.00	82.50
SOLIDERE	9.09	8.30	8.50	8.40
AUDI BANK	116.24	6.27	6.80	6.54

STOCK INDEX	VALUE	PREVIOUS VALUE	% OF CHANGE
MARKET VALUE WEIGHTED INDEX	93.93	94.05	-0.13%
NUMBER OF TRANSACTIONS	77		

BEIRUT STOCK EXCHANGE DAILY TRADING VOLUME



BEIRUT STOCK EXCHANGE DAILY TRADING VALUE \$



Disclaimer: The Capital Markets Authority (CMA) publishes reports for general information purposes only. However, under no circumstances the CMA will accept any responsibility or liability in connection with the use of the information provided in these reports or on this website.

MATURITY	CURRENCY	ISSUED AMOUNT (MM)	OUTSTANDING AMOUNT (MM)	COUPON	ISSUE P.	BID\$	ASK\$	MID. P	YIELD	SPREAD	DURATION	CONVEXITY
Lebanon / 20-07-2017	USD	300.00	75.00	3.750	100.000	99.750	100.000	99.750	4.773	3.952	0.234	0.109
Lebanon / 12-10-2017	USD	775.00	775.00	5.000	100.000	100.650	100.800	100.650	3.569	2.638	0.457	0.417
Lebanon / 27-12-2017	USD	950.00	65.00	5.000	100.000	99.625	99.875	99.625	5.896	4.612	0.405	0.419
Lebanon / 31-12-2017	USD	2,007.51	200.75	4.000	100.000	99.694	100.306	99.694	4.716	3.507	0.417	0.439
Lebanon / 07-03-2018	USD	700.00	70.00	5.000	100.000	98.750	100.750	98.750	7.100	5.478	0.594	0.702
Lebanon / 27-05-2018	USD	200.00	30.00	5.000	100.000	98.750	100.750	98.750	7.216	5.190	0.557	0.739
Lebanon / 12-06-2018	USD	700.00	700.00	5.150	100.000	101.500	103.500	101.500	3.778	2.765	1.078	1.720
Lebanon / 12-11-2018	USD	1,025.00	1,025.00	5.150	100.000	101.395	101.730	101.395	4.208	3.024	1.444	2.871
Lebanon / 28-11-2018	EUR	445.00	445.00	5.350	100.000	103.520	104.480	103.520	3.043	3.839	1.504	3.769
Lebanon / 23-04-2019	USD	500.00	500.00	6.750	100.000	101.750	102.750	101.750	4.572	3.375	1.876	4.520
Lebanon / 20-05-2019	USD	650.00	650.00	6.000	100.000	103.200	104.100	103.200	4.364	3.181	1.892	4.690
Lebanon / 28-11-2019	USD	1,500.00	1,500.00	5.450	100.000	102.020	102.480	102.020	4.612	3.221	2.349	6.969
Lebanon / 09-03-2020	USD	1,200.00	1,200.00	6.375	100.000	104.200	105.000	104.200	4.790	3.392	2.596	8.344
Lebanon / 14-04-2020	USD	700.00	700.00	5.800	100.000	102.400	102.850	102.400	4.921	3.525	2.704	8.945
Lebanon / 19-06-2020	USD	600.00	600.00	6.150	100.000	103.000	104.000	103.000	5.104	3.704	2.790	9.670
Lebanon / 12-04-2021	USD	2,092.47	2,092.47	8.250	100.000	110.650	111.367	110.650	5.239	3.474	3.395	14.119
Lebanon / 27-05-2022	USD	500.00	500.00	6.250	100.000	103.250	104.250	103.250	5.508	3.733	4.231	21.960
Lebanon / 04-10-2022	USD	1,540.00	1,540.00	6.100	100.000	103.050	103.400	103.050	5.445	3.681	4.481	24.656
Lebanon / 27-01-2023	USD	1,100.00	1,100.00	6.000	100.000	101.950	102.600	101.950	5.597	3.835	4.762	27.500
Lebanon / 26-05-2023	USD	500.00	500.00	6.400	100.000	103.000	104.000	103.000	5.806	3.748	4.889	29.500
Lebanon / 22-04-2024	USD	700.00	700.00	6.850	100.000	103.125	104.125	103.125	6.094	4.035	5.560	37.640
Lebanon / 04-11-2024	USD	500.00	538.47	6.250	100.000	100.500	100.800	100.500	6.166	4.123	5.770	41.705
Lebanon / 03-12-2024	USD	250.00	250.00	7.000	100.000	104.550	105.050	104.550	6.238	4.189	5.735	41.518
Lebanon / 26-02-2025	USD	800.00	800.00	6.200	100.000	100.100	100.750	100.100	6.182	4.131	6.080	45.516
Lebanon / 12-06-2025	USD	800.00	800.00	6.250	100.000	99.944	101.056	99.944	6.257	4.216	6.167	47.610
Lebanon / 27-11-2026	USD	1,600.00	1,600.00	6.800	100.000	101.250	101.850	101.250	6.422	4.185	6.869	60.645
Lebanon / 23-03-2027	USD	1,250.00	1,250.00	6.850	100.000	102.850	102.930	102.850	6.455	4.220	7.124	64.424
Lebanon / 29-11-2027	USD	1,000.00	1,000.00	6.750	100.000	101.120	102.000	101.120	6.600	4.365	7.319	69.980
Lebanon / 03-11-2028	USD	500.00	893.20	6.850	100.000	100.000	100.750	100.000	6.650	4.414	7.727	79.241
Lebanon / 25-05-2029	USD	1,000.00	1,000.00	6.850	100.000	101.625	102.625	101.625	6.651	4.407	7.963	84.670
Lebanon / 26-02-2030	USD	1,400.00	1,400.00	6.850	100.000	99.750	100.400	99.750	6.678	4.439	8.457	94.635
Lebanon / 22-04-2031	USD	300.00	300.00	7.000	100.000	101.150	102.270	101.150	6.871	4.632	8.877	105.640
Lebanon / 23-03-2032	USD	1,000.00	1,000.00	7.000	100.000	101.760	102.100	101.760	6.809	4.574	9.174	114.770
Lebanon / 02-11-2035	USD	600.00	600.00	7.050	100.000	99.800	100.940	99.800	7.069	4.839	9.938	145.702
Lebanon / 23-03-2037	USD	750.00	750.00	7.250	100.000	101.550	101.650	101.550	7.102	4.216	10.466	160.723
TOTAL PUBLIC SECTOR EUROBONDS		30,466.308	27,181.21									

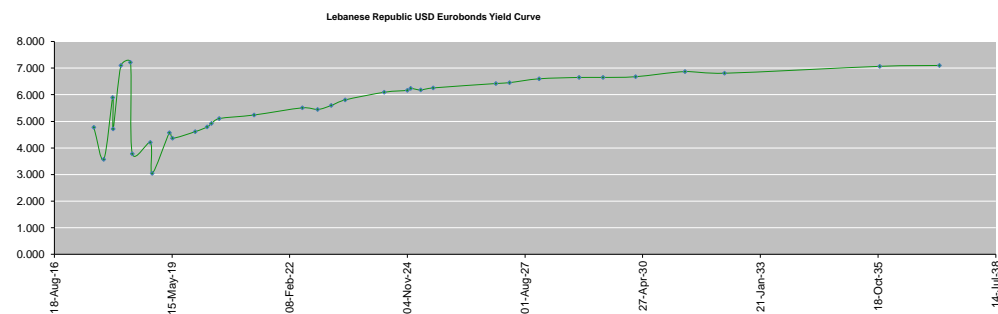
EURO CDS
Not Available

MATURITY	SIZE MM	TYPE	COUPON	Issue P.	BID \$	Ask \$	MID. P	YIELD	SPREAD	DURATION	CONVEXITY
BANK MED S.A.L/14-12-2017	USD 500	Euro CD	5.38	99.46	102.50	102.56	102.50	1.43	0.49	0.62	0.70
BANK BYBLOS S.A.L/21-06-2021	USD 300	Note	7	100	102.65	103.02	102.65	6.26	4.50	3.50	15.18

World Yields in Native Terms	O/N	3 Months	6 Months	9 Months	1 Year	2 Years	3 Years	5 Years	7 Years	10 Years	30 Years
EUR	-	-0.86	-0.80	-0.73	-0.80	-0.79	-0.73	-0.45	-0.19	0.25	0.95
U.S.A	-	0.79	0.93	--	0.99	1.18	1.39	1.76	2.04	2.23	2.88
U.K	-	0.17	0.20	--	0.08	0.10	0.20	0.50	0.72	1.04	1.64
Japan	-	-0.16	-0.14	-0.14	-0.21	-0.22	-0.20	-0.17	-0.10	0.02	0.76

Libor	USD	EUR	JPY	GBP
1 Months	0.99	-0.40	-0.02	0.25
2 Months	1.04	-0.37	0.00	0.30
3 Months	1.15	-0.36	0.01	0.34
6 Months	1.39	-0.26	0.03	0.48
1 Year	1.74	-0.14	0.14	0.69

Spot Rates	Bid	Ask
Lebanese Pound	1506.50	1511.50
Euro	1.07	1.0705
British Sterling Pound	1.28	1.2794
Japanese Yen	109.10	109.1300
Gold	1282.26	1283.03



Disclaimer: The Capital Markets Authority (CMA) publishes reports for general information purposes only. However, under no circumstances the CMA will accept any responsibility or liability in connection with the use of the information provided in these reports or on this website.

Contact us by email: research@cma.gov.lb