

LISTED COMPANIES	LISTED SHARES	MARKET CAP.	TOTAL ORDINARY SHARES	PREFERRED SHARES	PREFERRED SHARES ISSUE PRICE	TOTAL MARKET CAP.	CUR.	TRADED VOLUME	TRADED VALUE	CLOSING PRICE	OPEN PRICE	HIGH PRICE	LOW PRICE	PREVIOUS PRICE
	(MM)	(MM \$)	(MM)	(MM)	USD	(MM \$)								
SOLIDERE A	100.00	817.00	100.00			817.00	USD	143,484	1,103,355	8.17	7.92	8.18	7.10	7.40
SOLIDERE B	65.00	517.40	65.00			517.40	USD	5,129	41,321	7.96	7.00	8.39	7.00	8.04
BQ.LIB. POUR LE COMMERCE	51.03	50.52	152.70			151.17	USD	-	-	0.99	-	-	-	0.99
BQ.LIB. POUR LE COMMERCE PEF. "B"	0.55	55.00		0.55		55.00	USD	-	-	100.00	-	-	-	100.00
BQ.LIB. POUR LE COMMERCE PEF. "C"	0.35	35.00		0.35		35.00	USD	-	-	100.00	-	-	-	100.00
BQ.LIB. POUR LE COMMERCE PEF. "D"	0.75	75.00		0.75		75.00	USD	-	-	100.00	-	-	-	100.00
BANQUE AUDI	399.75	2482.44	399.75			2482.44	USD	490,320	3,040,734	6.21	6.20	6.35	6.20	6.40
BANQUE AUDI GDR	116.24	761.36				761.36	USD	-	-	6.55	-	-	-	6.55
BANQUE AUDI PREFERRED "F"	1.50	156.00		1.50	100.00	156.00	USD	-	-	104.00	-	-	-	104.00
BANQUE AUDI PREFERRED "G"	1.50	150.30		1.50	100.00	150.30	USD	11,500	1,152,300	100.20	100.20	100.20	100.20	100.20
BANQUE AUDI PREFERRED "H"	0.75	75.30		0.75	100.00	75.30	USD	2,588	259,835	100.40	100.40	100.40	100.40	100.00
BANQUE AUDI PREFERRED "I"	2.50	251.75		2.50	100.00	251.75	USD	4,000	402,800	100.70	100.70	100.70	100.70	100.60
BANK OF BEIRUT	16.82	316.26	50.47			948.79	USD	-	-	18.80	-	-	-	18.80
BANK OF BEIRUT PRIORITY	4.76	100.00				100.00	USD	-	-	21.00	-	-	-	21.00
BANK OF BEIRUT PREFERRED SHARES "H"	5.40	141.75		5.40	25.00	141.75	USD	-	-	26.25	-	-	-	26.25
BANK OF BEIRUT PREFERRED SHARES "I"	5.00	131.25		5.00	25.00	131.25	USD	-	-	26.25	-	-	-	26.25
BANK OF BEIRUT PREFERRED SHARES "J"	3.00	78.75		3.00	25.00	78.75	USD	-	-	26.25	-	-	-	26.25
BANK OF BEIRUT PREFERRED SHARES "K"	4.00	101.00		4.00	25.00	101.00	USD	-	-	25.25	-	-	-	25.25
BYBLOS BANK	565.52	961.38	565.52			961.38	USD	595	1,012	1.70	1.70	1.70	1.70	1.70
BYBLOS BANK GDR	1.31	104.73				104.73	USD	-	-	80.00	-	-	-	80.00
BYBLOS BANK PREFERRED SHARES 2008	2.00	206.20		2.00	100.00	206.20	USD	-	-	103.10	-	-	-	103.10
BYBLOS BANK PREFERRED SHARES 2009	2.00	206.00		2.00	96.00	206.00	USD	-	-	103.00	-	-	-	103.00
BQ.EUROPEENNE PR.M.O	51.40	87.38	62.00			105.40	USD	-	-	1.70	-	-	-	1.70
BQ.EUROPEENNE PR.M.O PREFERRED 20	0.35	34.91		0.35	100.00	34.91	USD	-	-	99.75	-	-	-	99.75
BLOM BANK GDR	73.90	868.28				868.28	USD	12,000	141,000	11.75	11.75	11.75	11.75	11.75
BLOM BANK	215.00	2257.50	215.00			2257.50	USD	41,000	430,550	10.50	10.55	10.55	10.50	10.52
BLOM BANK PREFERRED 2011	20.00	207.00		20.00	10.00	207.00	USD	-	-	10.35	-	-	-	10.35
RASAMNY-YOUNIS MOTORS CO	10.92	35.49	27.30			88.73	USD	-	-	3.25	-	-	-	3.25
HOLCIM Liban	19.52	225.41	19.52			225.41	USD	180	2,079	11.55	11.55	11.55	11.55	11.58
STE DES CIMENTS BLANCS B	6.00	18.84	6.00			18.84	USD	-	-	3.14	-	-	-	3.14
STE DES CIMENTS BLANCS N	3.00	4.71	3.00			4.71	USD	-	-	1.57	-	-	-	1.57

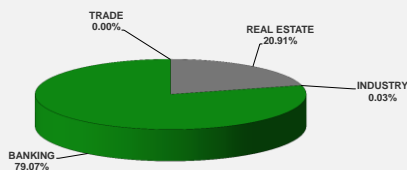
TOTAL EXECUTED	1,749.81	11,513.91	1,666.25			12,318.34		710,796	\$6,574,986					
-----------------------	-----------------	------------------	-----------------	--	--	------------------	--	----------------	--------------------	--	--	--	--	--

Official USD Closing 1507.5

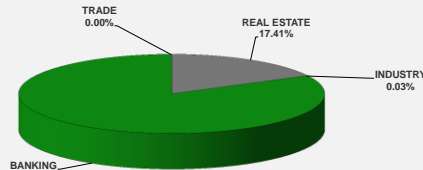
LEBANESE GLOBAL DEPOSITORY RECEIPTS	SHARES MM	BID \$	ASK \$	MID PRICE \$
BLOM BANK	73.90	11.70	11.75	11.73
BYBLOS BANK	1.31	82.50	0.00	82.50
SOLIDERE	9.09	8.10	8.25	8.18
AUDI BANK	116.24	6.50	6.80	6.65

STOCK INDEX	VALUE	PREVIOUS VALUE	% OF CHANGE
MARKET VALUE WEIGHTED INDEX	91.40	88.50	3.28%
NUMBER OF TRANSACTIONS	120		

BEIRUT STOCK EXCHANGE DAILY TRADING VOLUME



BEIRUT STOCK EXCHANGE DAILY TRADING VALUE \$



Disclaimer: The Capital Markets Authority (CMA) publishes reports for general information purposes only. However, under no circumstances the CMA will accept any responsibility or liability in connection with the use of the information provided in these reports or on this website.

MATURITY	CURRENCY	ISSUED AMOUNT (MM)	OUTSTANDING AMOUNT (MM)	COUPON	ISSUE P.	BIDS	ASKS	MID. P	YIELD	SPREAD	DURATION	CONVEXITY
Lebanon / 20-07-2017	USD	300.00	75.00	3.750	100.000	99.750	99.875	99.750	4.798	3.939	0.228	0.104
Lebanon / 12-10-2017	USD	775.00	775.00	5.000	100.000	100.620	101.000	100.620	3.617	2.636	0.452	0.408
Lebanon / 27-12-2017	USD	950.00	65.00	5.000	100.000	99.625	99.875	99.625	5.908	4.580	0.399	0.412
Lebanon / 31-12-2017	USD	2,007.51	200.75	4.000	100.000	99.813	100.563	99.813	4.438	3.282	0.413	0.434
Lebanon / 07-03-2018	USD	700.00	70.00	5.000	100.000	98.750	100.750	98.750	7.119	5.460	0.589	0.693
Lebanon / 27-05-2018	USD	200.00	30.00	5.000	100.000	98.750	100.750	98.750	7.238	5.171	0.552	0.730
Lebanon / 12-06-2018	USD	700.00	700.00	5.150	100.000	101.375	103.375	101.375	3.885	2.796	1.072	1.710
Lebanon / 12-11-2018	USD	1,025.00	1,025.00	5.150	100.000	101.143	102.150	101.143	4.374	3.120	1.439	2.855
Lebanon / 28-11-2018	EUR	445.00	445.00	5.350	100.000	103.750	104.750	103.750	2.889	3.564	1.501	3.761
Lebanon / 23-04-2019	USD	500.00	500.00	6.750	100.000	101.625	102.125	101.625	4.635	3.376	1.869	4.490
Lebanon / 20-05-2019	USD	650.00	650.00	6.000	100.000	102.750	103.250	102.750	4.586	3.329	1.883	4.650
Lebanon / 28-11-2019	USD	1,500.00	1,500.00	5.450	100.000	102.000	102.550	102.000	4.619	3.163	2.344	6.942
Lebanon / 09-03-2020	USD	1,200.00	1,200.00	6.375	100.000	104.000	104.200	104.000	4.860	3.401	2.587	8.296
Lebanon / 14-04-2020	USD	700.00	700.00	5.800	100.000	102.800	103.650	102.800	4.775	3.314	2.702	8.934
Lebanon / 19-06-2020	USD	600.00	600.00	6.150	100.000	103.250	103.750	103.250	5.017	3.553	2.785	9.640
Lebanon / 12-04-2021	USD	2,092.47	2,092.47	8.250	100.000	110.473	111.500	110.473	5.282	3.451	3.389	14.079
Lebanon / 27-05-2022	USD	500.00	500.00	6.250	100.000	103.000	103.500	103.000	5.563	3.732	4.221	21.870
Lebanon / 04-10-2022	USD	1,540.00	1,540.00	6.100	100.000	102.730	103.700	102.730	5.512	3.678	4.475	24.604
Lebanon / 27-01-2023	USD	1,100.00	1,100.00	6.000	100.000	101.750	101.900	101.750	5.637	3.809	4.753	27.400
Lebanon / 26-05-2023	USD	500.00	500.00	6.400	100.000	103.000	103.500	103.000	5.806	3.696	4.880	29.420
Lebanon / 22-04-2024	USD	700.00	700.00	6.850	100.000	103.125	103.875	103.125	6.094	3.983	5.553	37.560
Lebanon / 04-11-2024	USD	500.00	538.47	6.250	100.000	100.625	101.375	100.625	6.145	4.034	5.769	41.694
Lebanon / 03-12-2024	USD	250.00	250.00	7.000	100.000	105.000	105.750	105.000	6.165	4.053	5.738	41.541
Lebanon / 26-02-2025	USD	800.00	800.00	6.200	100.000	99.900	100.850	99.900	6.215	4.106	6.074	45.440
Lebanon / 12-06-2025	USD	800.00	800.00	6.250	100.000	99.813	100.813	99.813	6.278	4.164	6.159	47.500
Lebanon / 27-11-2026	USD	1,600.00	1,600.00	6.800	100.000	101.400	101.600	101.400	6.401	4.102	6.863	60.557
Lebanon / 23-03-2027	USD	1,250.00	1,250.00	6.850	100.000	102.125	102.875	102.125	6.554	4.251	7.111	64.247
Lebanon / 29-11-2027	USD	1,000.00	1,000.00	6.750	100.000	101.000	102.200	101.000	6.616	4.315	7.314	69.910
Lebanon / 03-11-2028	USD	500.00	893.20	6.850	100.000	99.875	100.625	99.875	6.666	4.362	7.719	79.110
Lebanon / 25-05-2029	USD	1,000.00	1,000.00	6.850	100.000	101.500	102.250	101.500	6.666	4.363	7.952	84.490
Lebanon / 26-02-2030	USD	1,400.00	1,400.00	6.850	100.000	99.750	100.500	99.750	6.678	4.372	8.453	94.563
Lebanon / 22-04-2031	USD	300.00	300.00	7.000	100.000	101.500	102.250	101.500	6.832	4.528	8.876	105.630
Lebanon / 23-03-2032	USD	1,000.00	1,000.00	7.000	100.000	101.625	102.375	101.625	6.824	4.521	9.171	114.711
Lebanon / 02-11-2035	USD	600.00	600.00	7.050	100.000	100.300	100.670	100.300	7.021	4.717	9.938	145.703
Lebanon / 23-03-2037	USD	750.00	750.00	7.250	100.000	101.250	102.000	101.250	7.131	4.176	10.461	160.636
TOTAL PUBLIC SECTOR EUROBONDS		30,474.719	27,189.62									

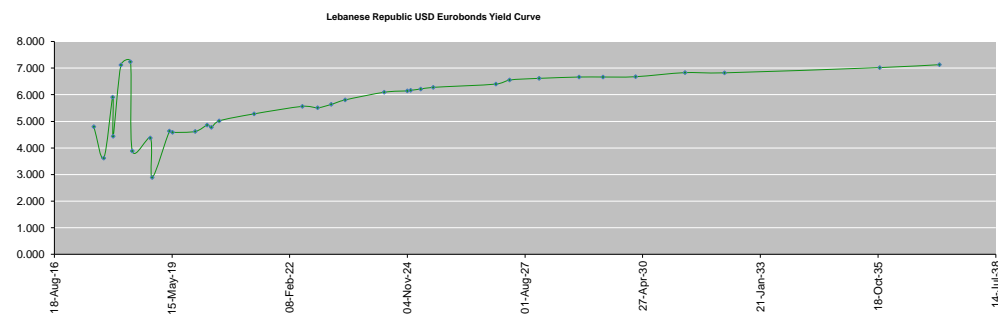
EURO CDS
Not Available

MATURITY	SIZE MM	TYPE	COUPON	Issue P.	BID \$	Ask \$	MID. P	YIELD	SPREAD	DURATION	CONVEXITY
BANK MED S.A.L/14-12-2017	USD 500	Euro CD	5.38	99.46	102.46	102.52	102.46	1.46	0.49	0.61	0.69
BANK BYBLOS S.A.L/21-06-2021	USD 300	Note	7	100	102.42	102.78	102.42	6.33	4.50	3.50	15.13

World Yields in Native Terms	O/N	3 Months	6 Months	9 Months	1 Year	2 Years	3 Years	5 Years	7 Years	10 Years	30 Years
EUR	-	-0.85	-0.79	-0.66	-0.74	-0.68	-0.61	-0.32	-0.06	0.38	1.13
U.S.A	-	0.83	0.98	--	1.02	1.26	1.46	1.83	2.11	2.30	2.95
U.K	-	0.17	0.20	--	0.09	0.12	0.22	0.54	0.76	1.09	1.71
Japan	-	-0.16	-0.15	-0.14	-0.20	-0.20	-0.18	-0.15	-0.10	0.02	0.78

Libor	USD	EUR	JPY	GBP
1 Months	0.99	-0.40	-0.02	0.26
2 Months	1.05	-0.37	0.00	0.29
3 Months	1.17	-0.36	0.01	0.33
6 Months	1.42	-0.26	0.03	0.48
1 Year	1.77	-0.14	0.14	0.69

Spot Rates	Bid	Ask
Lebanese Pound	1506.50	1511.50
Euro	1.09	1.0896
British Sterling Pound	1.28	1.2826
Japanese Yen	110.58	110.6100
Gold	1267.22	1267.34



Disclaimer: The Capital Markets Authority (CMA) publishes reports for general information purposes only. However, under no circumstances the CMA will accept any responsibility or liability in connection with the use of the information provided in these reports or on this website.

Contact us by email: research@cma.gov.lb