

LISTED COMPANIES	LISTED SHARES	MARKET CAP.	TOTAL ORDINARY SHARES	PREFERRED SHARES	PREFERRED SHARES ISSUE PRICE	TOTAL MARKET CAP.	CUR.	TRADED VOLUME	TRADED VALUE	CLOSING PRICE	OPEN PRICE	HIGH PRICE	LOW PRICE	PREVIOUS PRICE
	(MM)	(MM \$)	(MM)	(MM)	USD	(MM \$)								
SOLIDERE A	100.00	816.00	100.00			816.00	USD	9,250	75,395	8.16	8.10	8.20	8.10	8.17
SOLIDERE B	65.00	520.00	65.00			520.00	USD	3,700	29,600	8.00	8.00	8.00	8.00	7.96
BQ.LIB. POUR LE COMMERCE	51.03	50.52	152.70			151.17	USD	-	-	0.99	-	-	-	0.99
BQ.LIB. POUR LE COMMERCE PEF. "B"	0.55	55.00		0.55		55.00	USD	-	-	100.00	-	-	-	100.00
BQ.LIB. POUR LE COMMERCE PEF. "C"	0.35	35.00		0.35		35.00	USD	-	-	100.00	-	-	-	100.00
BQ.LIB. POUR LE COMMERCE PEF. "D"	0.75	75.00		0.75		75.00	USD	-	-	100.00	-	-	-	100.00
BANQUE AUDI	399.75	2478.45	399.75			2478.45	USD	752	4,662	6.20	6.20	6.20	6.20	6.21
BANQUE AUDI GDR	116.24	761.36				761.36	USD	-	-	6.55	-	-	-	6.55
BANQUE AUDI PREFERRED "F"	1.50	156.00		1.50	100.00	156.00	USD	-	-	104.00	-	-	-	104.00
BANQUE AUDI PREFERRED "G"	1.50	150.30		1.50	100.00	150.30	USD	-	-	100.20	-	-	-	100.20
BANQUE AUDI PREFERRED "H"	0.75	75.30		0.75	100.00	75.30	USD	-	-	100.40	-	-	-	100.40
BANQUE AUDI PREFERRED "I"	2.50	251.75		2.50	100.00	251.75	USD	2,000	201,400	100.70	100.70	100.70	100.70	100.70
BANK OF BEIRUT	16.82	316.26	50.47			948.79	USD	100	1,880	18.80	18.80	18.80	18.80	18.80
BANK OF BEIRUT PRIORITY	4.76	100.00				100.00	USD	-	-	21.00	-	-	-	21.00
BANK OF BEIRUT PREFERRED SHARES "H"	5.40	141.75		5.40	25.00	141.75	USD	-	-	26.25	-	-	-	26.25
BANK OF BEIRUT PREFERRED SHARES "I"	5.00	131.25		5.00	25.00	131.25	USD	-	-	26.25	-	-	-	26.25
BANK OF BEIRUT PREFERRED SHARES "J"	3.00	78.75		3.00	25.00	78.75	USD	-	-	26.25	-	-	-	26.25
BANK OF BEIRUT PREFERRED SHARES "K"	4.00	101.00		4.00	25.00	101.00	USD	-	-	25.25	-	-	-	25.25
BYBLOS BANK	565.52	961.38	565.52			961.38	USD	-	-	1.70	-	-	-	1.70
BYBLOS BANK GDR	1.31	104.73				104.73	USD	-	-	80.00	-	-	-	80.00
BYBLOS BANK PREFERRED SHARES 2008	2.00	206.20		2.00	100.00	206.20	USD	-	-	103.10	-	-	-	103.10
BYBLOS BANK PREFERRED SHARES 2009	2.00	206.00		2.00	96.00	206.00	USD	-	-	103.00	-	-	-	103.00
BQ.EUROPEENNE PR.M.O	51.40	87.38	62.00			105.40	USD	-	-	1.70	-	-	-	1.70
BQ.EUROPEENNE PR.M.O PREFERRED 20	0.35	34.91		0.35	100.00	34.91	USD	-	-	99.75	-	-	-	99.75
BLOM BANK GDR	73.90	869.02				869.02	USD	20,597	242,311	11.76	11.75	11.80	11.70	11.75
BLOM BANK	215.00	2216.65	215.00			2216.65	USD	341,699	3,535,451	10.31	10.65	10.65	10.30	10.50
BLOM BANK PREFERRED 2011	20.00	207.00		20.00	10.00	207.00	USD	-	-	10.35	-	-	-	10.35
RASAMNY-YOUNIS MOTORS CO	10.92	35.49	27.30			88.73	USD	-	-	3.25	-	-	-	3.25
HOLCIM Liban	19.52	225.41	19.52			225.41	USD	-	-	11.55	-	-	-	11.55
STE DES CIMENTS BLANCS B	6.00	18.84	6.00			18.84	USD	-	-	3.14	-	-	-	3.14
STE DES CIMENTS BLANCS N	3.00	4.71	3.00			4.71	USD	-	-	1.57	-	-	-	1.57

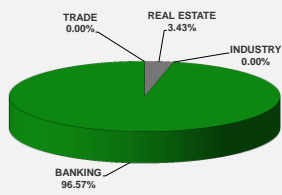
TOTAL EXECUTED 1,749.81 11,471.40 1,666.25 12,275.83 378,098 \$4,090,699

Official USD Closing 1507.5

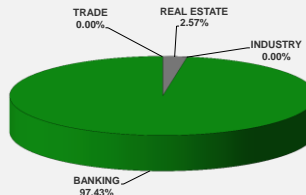
LEBANESE GLOBAL DEPOSITARY RECEIPTS	SHARES MM	BID \$	ASK \$	MID PRICE \$
BLOM BANK	73.90	11.00	11.75	11.38
BYBLOS BANK	1.31	82.50	0.00	82.50
SOLIDERE	9.09	8.00	8.25	8.13
AUDI BANK	116.24	6.10	6.50	6.30

STOCK INDEX	VALUE	PREVIOUS VALUE	% OF CHANGE
MARKET VALUE WEIGHTED INDEX	91.23	91.40	-0.20%
NUMBER OF TRANSACTIONS	28		

BEIRUT STOCK EXCHANGE DAILY TRADING VOLUME



BEIRUT STOCK EXCHANGE DAILY TRADING VALUE \$



Disclaimer: The Capital Markets Authority (CMA) publishes reports for general information purposes only. However, under no circumstances the CMA will accept any responsibility or liability in connection with the use of the information provided in these reports or on this website.

MATURITY	CURRENCY	ISSUED AMOUNT (MM)	OUTSTANDING AMOUNT (MM)	COUPON	ISSUE P.	BID\$	ASK\$	MID. P	YIELD	SPREAD	DURATION	CONVEXITY
Lebanon / 20-07-2017	USD	300.00	75.00	3.750	100.000	99.750	99.875	99.750	4.811	3.951	0.225	0.102
Lebanon / 12-10-2017	USD	775.00	775.00	5.000	100.000	100.620	100.880	100.620	3.609	2.630	0.449	0.403
Lebanon / 27-12-2017	USD	950.00	65.00	5.000	100.000	99.625	99.875	99.625	5.915	4.582	0.396	0.409
Lebanon / 31-12-2017	USD	2,007.51	200.75	4.000	100.000	99.688	100.438	99.688	4.745	3.475	0.410	0.429
Lebanon / 07-03-2018	USD	700.00	70.00	5.000	100.000	98.750	100.750	98.750	7.128	5.417	0.586	0.688
Lebanon / 27-05-2018	USD	200.00	30.00	5.000	100.000	98.750	100.750	98.750	7.249	5.127	0.549	0.726
Lebanon / 12-06-2018	USD	700.00	700.00	5.150	100.000	101.375	103.375	101.375	3.882	2.795	1.070	1.700
Lebanon / 12-11-2018	USD	1,025.00	1,025.00	5.150	100.000	101.211	102.016	101.211	4.327	3.038	1.437	2.845
Lebanon / 28-11-2018	EUR	445.00	445.00	5.350	100.000	103.500	104.500	103.500	3.044	3.732	1.496	3.739
Lebanon / 23-04-2019	USD	500.00	500.00	6.750	100.000	101.750	102.250	101.750	4.568	3.282	1.867	4.480
Lebanon / 20-05-2019	USD	650.00	650.00	6.000	100.000	102.750	103.250	102.750	4.585	3.300	1.881	4.640
Lebanon / 28-11-2019	USD	1,500.00	1,500.00	5.450	100.000	101.950	102.500	101.950	4.639	3.161	2.341	6.926
Lebanon / 09-03-2020	USD	1,200.00	1,200.00	6.375	100.000	103.850	104.700	103.850	4.915	3.436	2.586	8.287
Lebanon / 14-04-2020	USD	700.00	700.00	5.800	100.000	102.250	102.850	102.250	4.972	3.493	2.695	8.894
Lebanon / 19-06-2020	USD	600.00	600.00	6.150	100.000	103.250	103.750	103.250	5.016	3.536	2.782	9.620
Lebanon / 12-04-2021	USD	2,092.47	2,092.47	8.250	100.000	110.486	111.297	110.486	5.277	3.419	3.386	14.055
Lebanon / 27-05-2022	USD	500.00	500.00	6.250	100.000	103.250	103.750	103.250	5.507	3.656	4.220	21.870
Lebanon / 04-10-2022	USD	1,540.00	1,540.00	6.100	100.000	102.610	103.300	102.610	5.538	3.672	4.470	24.557
Lebanon / 27-01-2023	USD	1,100.00	1,100.00	6.000	100.000	102.100	102.360	102.100	5.566	3.708	4.754	27.410
Lebanon / 26-05-2023	USD	500.00	500.00	6.400	100.000	102.875	103.375	102.875	5.830	3.696	4.877	29.380
Lebanon / 22-04-2024	USD	700.00	700.00	6.850	100.000	103.000	103.750	103.000	6.115	3.981	5.549	37.520
Lebanon / 04-11-2024	USD	500.00	538.47	6.250	100.000	100.000	100.750	100.000	6.250	4.113	5.758	41.566
Lebanon / 03-12-2024	USD	250.00	250.00	7.000	100.000	104.630	105.180	104.630	6.225	4.086	5.729	41.438
Lebanon / 26-02-2025	USD	800.00	800.00	6.200	100.000	99.900	100.400	99.900	6.215	4.076	6.068	45.370
Lebanon / 12-06-2025	USD	800.00	800.00	6.250	100.000	99.563	100.563	99.563	6.318	4.177	6.152	47.430
Lebanon / 27-11-2026	USD	1,600.00	1,600.00	6.800	100.000	101.050	101.900	101.050	6.450	4.122	6.860	60.512
Lebanon / 23-03-2027	USD	1,250.00	1,250.00	6.850	100.000	102.550	102.750	102.550	6.496	4.166	7.111	64.246
Lebanon / 29-11-2027	USD	1,000.00	1,000.00	6.750	100.000	101.000	101.500	101.000	6.616	4.286	7.304	69.770
Lebanon / 03-11-2028	USD	500.00	893.20	6.850	100.000	100.150	100.750	100.150	6.631	4.301	7.721	79.139
Lebanon / 25-05-2029	USD	1,000.00	1,000.00	6.850	100.000	101.500	102.250	101.500	6.666	4.338	7.949	84.440
Lebanon / 26-02-2030	USD	1,400.00	1,400.00	6.850	100.000	99.750	100.500	99.750	6.678	4.346	8.450	94.517
Lebanon / 22-04-2031	USD	300.00	300.00	7.000	100.000	101.250	102.000	101.250	6.859	4.531	8.866	105.450
Lebanon / 23-03-2032	USD	1,000.00	1,000.00	7.000	100.000	101.610	101.900	101.610	6.825	4.495	9.160	114.515
Lebanon / 02-11-2035	USD	600.00	600.00	7.050	100.000	100.000	100.750	100.000	7.050	4.721	9.931	145.543
Lebanon / 23-03-2037	USD	750.00	750.00	7.250	100.000	101.410	101.750	101.410	7.115	4.133	10.457	160.530
TOTAL PUBLIC SECTOR EUROBONDS		30,474.541	27,189.44									

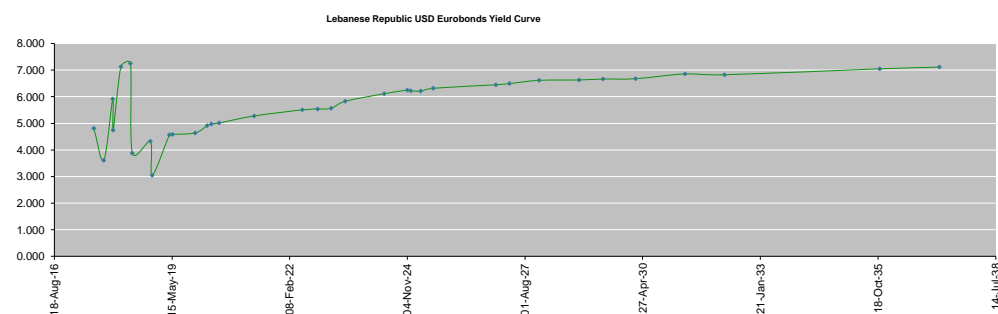
EURO CDS
Not Available

MATURITY	SIZE MM	TYPE	COUPON	Issue P.	BID \$	Ask \$	MID. P	YIELD	SPREAD	DURATION	CONVEXITY
BANK MED S.A.L/14-12-2017	USD 500	Euro CD	5.38	99.46	102.44	102.51	102.44	1.47	0.48	0.61	0.68
BANK BYBLOS S.A.L/21-06-2021	USD 300	Note	7	100	102.30	102.67	102.30	6.36	4.50	3.49	15.10

World Yields in Native Terms	O/N	3 Months	6 Months	9 Months	1 Year	2 Years	3 Years	5 Years	7 Years	10 Years	30 Years
EUR	-	-0.87	-0.79	-0.66	-0.74	-0.69	-0.62	-0.34	-0.07	0.36	1.12
U.S.A	-	0.83	0.97	--	1.09	1.29	1.48	1.86	2.14	2.33	2.99
U.K	-	0.17	0.20	--	0.08	0.11	0.22	0.54	0.77	1.09	1.72
Japan	-	-0.15	-0.15	-0.15	-0.20	-0.20	-0.18	-0.15	-0.10	0.02	0.80

Libor	USD	EUR	JPY	GBP
1 Months	0.99	-0.40	-0.02	0.26
2 Months	1.04	-0.37	0.00	0.29
3 Months	1.17	-0.36	0.01	0.33
6 Months	1.42	-0.26	0.03	0.48
1 Year	1.77	-0.14	0.14	0.69

Spot Rates	Bid	Ask
Lebanese Pound	1505.70	1510.70
Euro	1.09	1.0891
British Sterling Pound	1.28	1.2822
Japanese Yen	111.44	111.4500
Gold	1263.03	1264.53



Disclaimer: The Capital Markets Authority (CMA) publishes reports for general information purposes only. However, under no circumstances the CMA will accept any responsibility or liability in connection with the use of the information provided in these reports or on this website.

Contact us by email: research@cma.gov.lb