

DAILY REPORT

Beirut Stock Exchange
Equity Market

Prices and Indices as at the closing of:

29-Mar-17

Listed Companies	Listed Shares MM	Market Cap. (In MM \$)	Total Ordinary Shares MM	Preferred Shares MM	Preferred Shares Issue Price \$	Total Market Cap. (In MM \$)	Cur.	Traded Volume	Traded Value	Closing Price	Open Price	High Price	Low Price	Previous Price
SOLIDERE A	100.00	898.00	100.00			898.00	USD	18,779	169,190	8.980	9.130	9.130	8.950	8.990
SOLIDERE B	65.00	581.75	65.00			581.75	USD	6,250	55,976	8.950	9.000	9.000	8.950	9.030
BQ.LIB. POUR LE COMMERCE	51.03	50.52	152.70			151.17	USD	-	-	0.990	0.000	0.000	0.000	0.990
BQ.LIB. POUR LE COMMERCE PEF. "B"	0.55	55.00		0.55		55.00	USD	-	-	100.000	0.000	0.000	0.000	100.000
BQ.LIB. POUR LE COMMERCE PEF. "C"	0.35	35.00		0.35		35.00	USD	-	-	100.000	0.000	0.000	0.000	100.000
BQ.LIB. POUR LE COMMERCE PEF. "D"	0.75	75.00		0.75		75.00	USD	-	-	100.000	0.000	0.000	0.000	100.000
BANQUE AUDI	399.75	2758.27	399.75			2758.27	USD	1,160	8,004	6.900	6.900	6.900	6.900	6.640
BANQUE AUDI GDR	116.24	790.42				790.42	USD	-	-	6.800	0.000	0.000	0.000	6.800
BANQUE AUDI PREFERRED "E"	1.50	153.75		1.50	100.00	153.75	USD	-	-	102.500	0.000	0.000	0.000	102.500
BANQUE AUDI PREFERRED "G"	1.50	153.75		1.50	100.00	153.75	USD	-	-	102.500	0.000	0.000	0.000	102.500
BANQUE AUDI PREFERRED "H"	0.75	76.73		0.75	100.00	76.73	USD	-	-	102.300	0.000	0.000	0.000	102.300
BANQUE AUDI PREFERRED "I"	2.50	253.00		2.50	100.00	253.00	USD	-	-	101.200	0.000	0.000	0.000	101.200
BANK OF BEIRUT	16.82	316.26	50.47			948.79	USD	-	-	18.800	0.000	0.000	0.000	18.800
BANK OF BEIRUT PRIORITY	4.76	100.00				100.00	USD	-	-	21.000	0.000	0.000	0.000	21.000
BANK OF BEIRUT PREFERRED SHARES "H"	5.40	141.75		5.40	25.00	141.75	USD	-	-	26.250	0.000	0.000	0.000	26.250
BANK OF BEIRUT PREFERRED SHARES "I"	5.00	131.25		5.00	25.00	131.25	USD	-	-	26.250	0.000	0.000	0.000	26.250
BANK OF BEIRUT PREFERRED SHARES "J"	3.00	78.75		3.00	25.00	78.75	USD	600	15,750	26.250	26.250	26.250	26.250	26.250
BANK OF BEIRUT PREFERRED SHARES "K"	4.00	100.00		4.00	25.00	100.00	USD	-	-	25.250	0.000	0.000	0.000	25.250
BYBLOS BANK	565.52	984.00	565.52			984.00	USD	-	-	1.740	0.000	0.000	0.000	1.740
BYBLOS BANK GDR	1.31	104.73				104.73	USD	-	-	80.000	0.000	0.000	0.000	80.000
BYBLOS BANK PREFERRED SHARES 2008	2.00	206.00		2.00	100.00	206.00	USD	-	-	103.000	0.000	0.000	0.000	103.000
BYBLOS BANK PREFERRED SHARES 2009	2.00	207.00		2.00	96.00	207.00	USD	-	-	103.500	0.000	0.000	0.000	103.500
BQ.EUROPEENNE PR.M.O	51.40	86.87	62.00			104.78	USD	-	-	1.690	0.000	0.000	0.000	1.690
BQ.EUROPEENNE PR.M.O PREFERRED 2013	0.35	34.91		0.35	100.00	34.91	USD	-	-	99.750	0.000	0.000	0.000	99.750
BLOM BANK GDR	73.90	945.87				945.87	USD	-	-	12.800	0.000	0.000	0.000	12.800
BLOM BANK	215.00	2580.00	215.00			2580.00	USD	4,723	56,676	12.000	12.000	12.000	12.000	11.990
BLOM BANK PREFERRED 2011	20.00	206.00		20.00	10.00	206.00	USD	-	-	10.300	0.000	0.000	0.000	10.300
RASAMNY-YOUNIS MOTORS CO	10.92	35.49	27.30			88.73	USD	-	-	3.250	0.000	0.000	0.000	3.250
HOLCIM Liban	19.52	224.63	19.52			224.63	USD	3,000	34,520	11.510	11.510	11.510	11.500	11.600
STE DES CEMENTS BLANCS B	6.00	18.84	6.00			18.84	USD	-	-	3.140	0.000	0.000	0.000	3.140
STE DES CEMENTS BLANCS N	3.00	4.71	3.00			4.71	USD	-	-	1.570	0.000	0.000	0.000	1.570
TOTAL EXECUTED	1,749.81	12,388.24	1,666.25	49.65		13,192.56		34,512	\$340,116					

Official USD Closing 1507.5

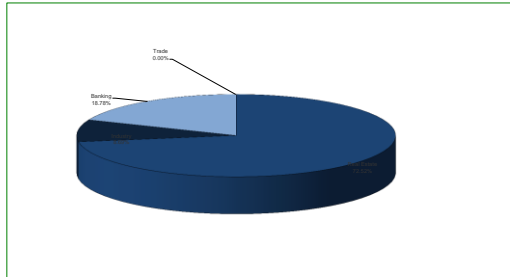
Lebanese Global Depository Receipts

	Shares MM	Bid \$	Ask \$	Mid Price \$
BLOM Bank	73.90	0.00	12.70	12.70
Byblos Bank	1.31	78.00	0.00	78.00
Solidere	9.09	8.80	9.50	9.15
Audi Bank	116.24	6.80	6.81	6.81

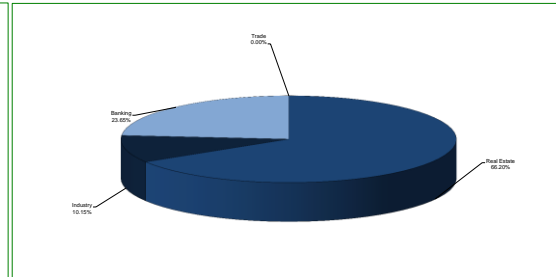
BDL Market Value Weighted Index

	Value	Previous Value	%of change
BDL STOCKS INDEX	102.48	102.38	0.09%
Number of Transactions	36		

Beirut Stock Exchange Daily Trading Volume



Beirut Stock Exchange Daily Trading Value \$





Lebanese Public Sector Eurobonds

Luxembourg Stock Exchange

Prices and yields as at the closing of :

29-Mar-17

Maturity	Currency	Issued Amount (MM)	Outstanding Amount (MM)	Coupon	Issue P.	Bid \$	Ask \$	Mid. P	Yield	Spread	Duration	Convexity
Lebanon / 20-07-2017	USD	300.000	75.000	3.750	100.000	99.750	100.000	99.750	4.546	3.743	0.302	0.182
Lebanon / 12-10-2017	USD	775.000	775.000	5.000	100.000	100.620	100.750	100.620	3.812	2.893	0.512	0.519
Lebanon / 27-12-2017	USD	950.000	65.000	5.000	100.000	99.625	99.875	99.625	5.769	4.450	0.472	0.512
Lebanon / 31-12-2017	USD	2007.511	200.751	4.000	100.000	99.500	100.500	99.500	5.016	3.615	0.485	0.534
Lebanon / 07-03-2018	USD	700.000	70.000	5.000	100.000	98.750	100.750	98.750	6.895	5.348	0.662	0.820
Lebanon / 27-05-2018	USD	200.000	30.000	5.000	100.000	98.750	100.750	98.750	6.978	5.075	0.625	0.852
Lebanon / 12-06-2018	USD	700.000	700.000	5.150	100.000	101.250	103.250	101.250	4.067	3.013	1.145	1.900
Lebanon / 12-11-2018	USD	1025.000	1025.000	5.150	100.000	101.209	101.829	101.209	4.364	3.080	1.512	3.104
Lebanon / 28-11-2018	EUR	445.000	445.000	5.350	100.000	103.750	104.750	103.750	2.994	3.712	1.571	4.043
Lebanon / 23-04-2019	USD	500.000	500.000	6.750	100.000	101.650	102.150	101.650	4.650	3.362	1.893	4.680
Lebanon / 20-05-2019	USD	650.000	650.000	6.000	100.000	102.000	102.950	102.000	4.999	3.715	1.953	4.950
Lebanon / 28-11-2019	USD	1500.000	1500.000	5.450	100.000	101.700	102.200	101.700	4.760	3.231	2.415	7.314
Lebanon / 09-03-2020	USD	1200.000	1200.000	6.375	100.000	103.800	104.750	103.800	4.969	3.442	2.661	8.718
Lebanon / 14-04-2020	USD	700.000	700.000	5.800	100.000	101.850	102.300	101.850	5.134	3.605	2.692	9.069
Lebanon / 19-06-2020	USD	600.000	600.000	6.150	100.000	103.000	103.750	103.000	5.124	3.588	2.857	10.080
Lebanon / 12-04-2021	USD	2092.469	2092.469	8.250	100.000	110.464	111.150	110.464	5.331	3.383	3.336	14.074
Lebanon / 27-05-2022	USD	500.000	500.000	6.250	100.000	102.375	103.125	102.375	5.710	3.754	4.289	22.490
Lebanon / 04-10-2022	USD	1540.000	1540.000	6.100	100.000	102.150	102.550	102.150	5.640	3.690	4.540	25.221
Lebanon / 27-01-2023	USD	1100.000	1100.000	6.000	100.000	101.360	101.380	101.360	5.720	3.768	4.821	28.090
Lebanon / 26-05-2023	USD	500.000	500.000	6.400	100.000	102.375	103.125	102.375	5.932	3.703	4.948	30.120
Lebanon / 22-04-2024	USD	700.000	700.000	6.650	100.000	102.500	102.880	102.500	6.206	3.987	5.442	37.110
Lebanon / 04-11-2024	USD	500.000	538.467	6.250	100.000	99.750	100.000	99.750	6.291	4.071	5.826	42.400
Lebanon / 03-12-2024	USD	250.000	250.000	7.000	100.000	103.300	103.750	103.300	6.446	4.225	5.784	42.125
Lebanon / 26-02-2025	USD	800.000	800.000	6.200	100.000	98.370	99.550	98.370	6.465	4.244	6.127	46.133
Lebanon / 12-06-2025	USD	800.000	800.000	6.250	100.000	98.750	99.750	98.750	6.447	4.228	6.215	48.250
Lebanon / 27-11-2026	USD	1600.000	1600.000	6.600	100.000	100.850	101.400	100.850	6.479	4.080	6.929	61.501
Lebanon / 23-03-2027	USD	1250.000	1250.000	6.850	100.000	101.250	102.000	101.250	6.676	4.271	7.167	65.092
Lebanon / 29-11-2027	USD	1000.000	1000.000	6.750	100.000	100.350	100.750	100.350	6.702	4.305	7.364	70.700
Lebanon / 03-11-2028	USD	500.000	893.197	6.650	100.000	99.000	99.250	99.000	6.775	4.375	7.764	79.862
Lebanon / 25-05-2029	USD	1000.000	1000.000	6.850	100.000	100.000	100.750	100.000	6.848	4.442	7.986	85.090
Lebanon / 26-02-2030	USD	1400.000	1400.000	6.650	100.000	98.750	99.100	98.750	6.796	4.394	8.493	95.293
Lebanon / 22-04-2031	USD	300.000	300.000	7.000	100.000	100.000	100.750	100.000	6.999	4.593	8.606	102.590
Lebanon / 23-03-2032	USD	1000.000	1000.000	7.000	100.000	100.370	100.500	100.370	6.960	4.563	9.192	115.129
Lebanon / 02-11-2035	USD	600.000	600.000	7.050	100.000	99.400	100.050	99.400	7.108	4.710	9.976	146.452
Lebanon / 23-03-2037	USD	750.000	750.000	7.250	100.000	100.380	100.600	100.380	7.214	4.210	10.479	160.933
Total Public Sector Eurobonds	USD		27,183,793									

Euro CDs

Not Available

Lebanese Private Sector Eurobonds

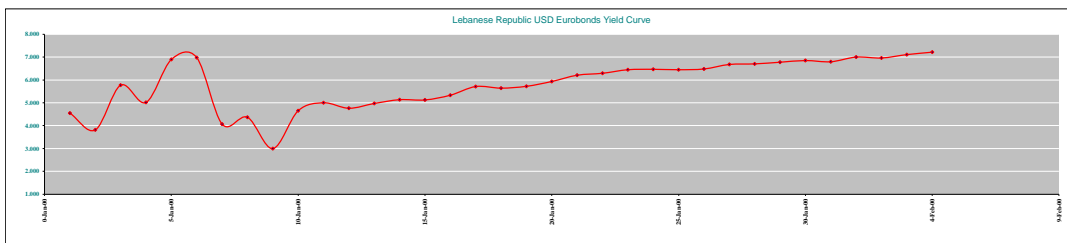
Maturity	Size MM	Type	Coupon	Issue P.	Bid \$	Ask \$	Mid. P	Yield	Spread	Duration	Convexity
Bank MED S.A.L./14-12-2017	USD 500	Euro CD	5.38	99.46	102.72	102.79	102.72	1.49	0.57	0.69	0.82
Bank BYBLOS S.A.L./21-06-2021	USD 300	Note	7.00	100.00	102.00	102.37	102.00	6.45	4.50	3.56	15.65

World Yields in Native Terms

	O/N	3 Months	6 Months	9 Months	1 Year	2 Years	3 Years	5 Years	7 Years	10 Years	30 Years
EUR	-	-0.99	-0.90	-0.93	-0.79	-0.73	-0.65	-0.36	-0.13	0.36	1.11
U.S.A	-	0.79	0.92	--	1.04	1.29	1.53	1.95	2.22	2.40	3.00
U.K	-	0.22	0.28	--	0.13	0.15	0.28	0.61	0.84	1.17	1.75
Japan	-	-0.26	-0.24	-0.23	-0.27	-0.25	-0.18	-0.14	-0.05	0.05	0.83

Leibor	USD	EUR	JPY	GBP
1 Month	0.98	-0.40	-0.01	0.26
2 Months	1.02	-0.37	0.00	0.30
3 Months	1.15	-0.36	0.02	0.34
6 Months	1.42	-0.25	0.04	0.50
1 Year	1.80	-0.12	0.15	0.73

Spot Rates	Bid	Ask
Lebanese Pound	1506.70	1511.70
Euro	1.0762	1.0763
British Sterling Pound	1.2423	1.2427
Japanese Yen	110.8400	110.8700
Gold	1253.21	1253.39



Disclaimer: The Capital Markets Authority (CMA) publishes reports for general information purposes only. However, under no circumstances the CMA will accept any responsibility or liability in connection with the use of the information provided in these reports or on this website.