

LISTED COMPANIES	LISTED SHARES	MARKET CAP.	TOTAL ORDINARY SHARES	PREFERRED SHARES	PREFERRED SHARES ISSUE PRICE	TOTAL MARKET CAP.	CUR.	TRADED VOLUME	TRADED VALUE	CLOSING PRICE	OPEN PRICE	HIGH PRICE	LOW PRICE	PREVIOUS PRICE
	(MM)	(MM \$)	(MM)	(MM)	USD	(MM \$)								
SOLIDERE A	100.00	868.00	100.00			868.00	USD	35,959	320,416	8.68	8.50	9.13	8.50	8.83
SOLIDERE B	65.00	579.15	65.00			579.15	USD	984	8,763	8.91	8.71	8.98	8.71	8.82
BQ.LIB. POUR LE COMMERCE	51.03	50.52	152.70			151.17	USD	-	-	0.99	-	-	-	0.99
BQ.LIB. POUR LE COMMERCE PEF. "B"	0.55	55.00		0.55		55.00	USD	-	-	100.00	-	-	-	100.00
BQ.LIB. POUR LE COMMERCE PEF. "C"	0.35	35.00		0.35		35.00	USD	-	-	100.00	-	-	-	100.00
BQ.LIB. POUR LE COMMERCE PEF. "D"	0.75	75.00		0.75		75.00	USD	-	-	100.00	-	-	-	100.00
BANQUE AUDI	399.75	2518.42	399.75			2518.42	USD	-	-	6.30	-	-	-	6.30
BANQUE AUDI GDR	116.24	738.11				738.11	USD	-	-	6.35	-	-	-	6.35
BANQUE AUDI PREFERRED "F"	1.50	156.00		1.50	100.00	156.00	USD	-	-	104.00	-	-	-	104.00
BANQUE AUDI PREFERRED "G"	1.50	150.30		1.50	100.00	150.30	USD	-	-	100.20	-	-	-	100.20
BANQUE AUDI PREFERRED "H"	0.75	75.30		0.75	100.00	75.30	USD	-	-	100.40	-	-	-	100.40
BANQUE AUDI PREFERRED "I"	2.50	251.75		2.50	100.00	251.75	USD	-	-	100.70	-	-	-	100.70
BANK OF BEIRUT	16.82	316.26	50.47			948.79	USD	-	-	18.80	-	-	-	18.80
BANK OF BEIRUT PRIORITY	4.76	100.00				100.00	USD	-	-	21.00	-	-	-	21.00
BANK OF BEIRUT PREFERRED SHARES "H"	5.40	141.75		5.40	25.00	141.75	USD	-	-	26.25	-	-	-	26.25
BANK OF BEIRUT PREFERRED SHARES "I"	5.00	131.25		5.00	25.00	131.25	USD	-	-	26.25	-	-	-	26.25
BANK OF BEIRUT PREFERRED SHARES "J"	3.00	78.75		3.00	25.00	78.75	USD	-	-	26.25	-	-	-	26.25
BANK OF BEIRUT PREFERRED SHARES "K"	4.00	101.00		4.00	25.00	101.00	USD	-	-	25.25	-	-	-	25.25
BYBLOS BANK	565.52	916.13	565.52			916.13	USD	370,000	599,700	1.62	1.62	1.65	1.62	1.60
BYBLOS BANK GDR	1.31	104.73				104.73	USD	-	-	80.00	-	-	-	80.00
BYBLOS BANK PREFERRED SHARES 2008	2.00	200.00		2.00	100.00	200.00	USD	1,630	163,066	100.00	100.10	100.10	100.00	100.00
BYBLOS BANK PREFERRED SHARES 2009	2.00	206.00		2.00	96.00	206.00	USD	-	-	103.00	-	-	-	103.00
BQ.EUROPEENNE PR.M.O	51.40	87.38	62.00			105.40	USD	-	-	1.70	-	-	-	1.70
BQ.EUROPEENNE PR.M.O PREFERRED 20	0.35	34.91		0.35	100.00	34.91	USD	-	-	99.75	-	-	-	99.75
BLOM BANK GDR	73.90	864.58				864.58	USD	12,552	146,855	11.70	11.70	11.70	11.65	11.66
BLOM BANK	215.00	2283.30	215.00			2283.30	USD	17,297	183,638	10.62	10.61	10.70	10.61	10.60
BLOM BANK PREFERRED 2011	20.00	207.00		20.00	10.00	207.00	USD	-	-	10.35	-	-	-	10.35
RASAMNY-YOUNIS MOTORS CO	10.92	35.49	27.30			88.73	USD	-	-	3.25	-	-	-	3.25
HOLCIM Liban	19.52	235.95	19.52			235.95	USD	-	-	12.09	-	-	-	12.09
STE DES CIMENTS BLANCS B	6.00	18.84	6.00			18.84	USD	-	-	3.14	-	-	-	3.14
STE DES CIMENTS BLANCS N	3.00	4.71	3.00			4.71	USD	-	-	1.57	-	-	-	1.57

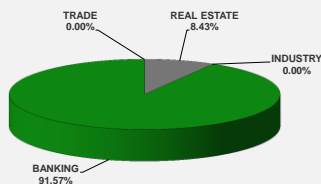
TOTAL EXECUTED 1,749.81 11,620.59 1,666.25 12,425.02 438,422 \$1,422,438

Official USD Closing 1507.5

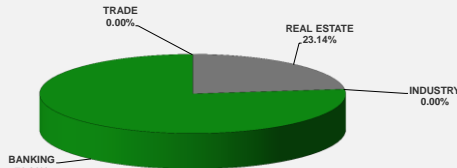
LEBANESE GLOBAL DEPOSITARY RECEIPTS	SHARES MM	BID \$	ASK \$	MID PRICE \$
BLOM BANK	73.90	11.65	11.70	11.68
BYBLOS BANK	1.31	82.50	0.00	82.50
SOLIDERE	9.09	9.02	9.20	9.11
AUDI BANK	116.24	6.11	6.50	6.31

STOCK INDEX	VALUE	PREVIOUS VALUE	% OF CHANGE
MARKET VALUE WEIGHTED INDEX	96.59	96.99	-0.41%
NUMBER OF TRANSACTIONS	52		

BEIRUT STOCK EXCHANGE DAILY TRADING VOLUME



BEIRUT STOCK EXCHANGE DAILY TRADING VALUE \$



Disclaimer: The Capital Markets Authority (CMA) publishes reports for general information purposes only. However, under no circumstances the CMA will accept any responsibility or liability in connection with the use of the information provided in these reports or on this website.

MATURITY	CURRENCY	ISSUED AMOUNT (MM)	OUTSTANDING AMOUNT (MM)	COUPON	ISSUE P.	BID\$	ASK\$	MID. P	YIELD	SPREAD	DURATION	CONVEXITY
Lebanon / 20-07-2017	USD	300.00	75.00	3.750	100.000	99.750	99.875	99.750	4.909	4.012	0.206	0.085
Lebanon / 12-10-2017	USD	775.00	775.00	5.000	100.000	100.620	100.880	100.620	3.545	2.548	0.430	0.370
Lebanon / 27-12-2017	USD	950.00	65.00	5.000	100.000	99.625	99.875	99.625	5.961	4.583	0.377	0.385
Lebanon / 31-12-2017	USD	2,007.51	200.75	4.000	100.000	99.688	100.438	99.688	4.781	3.468	0.391	0.404
Lebanon / 07-03-2018	USD	700.00	70.00	5.000	100.000	98.750	100.750	98.750	7.197	5.457	0.567	0.657
Lebanon / 27-05-2018	USD	200.00	30.00	5.000	100.000	98.750	100.750	98.750	7.330	5.161	0.530	0.696
Lebanon / 12-06-2018	USD	700.00	700.00	5.150	100.000	101.500	103.500	101.500	3.745	2.669	1.051	1.650
Lebanon / 12-11-2018	USD	1,025.00	1,025.00	5.150	100.000	101.251	101.990	101.251	4.290	3.012	1.418	2.782
Lebanon / 28-11-2018	EUR	445.00	445.00	5.350	100.000	103.500	104.500	103.500	3.017	3.730	1.478	3.667
Lebanon / 23-04-2019	USD	500.00	500.00	6.750	100.000	101.800	102.300	101.800	4.532	3.249	1.848	4.400
Lebanon / 20-05-2019	USD	650.00	650.00	6.000	100.000	102.800	103.300	102.800	4.547	3.266	1.862	4.560
Lebanon / 28-11-2019	USD	1,500.00	1,500.00	5.450	100.000	102.000	102.500	102.000	4.613	3.146	2.322	6.830
Lebanon / 09-03-2020	USD	1,200.00	1,200.00	6.375	100.000	104.125	104.625	104.125	4.803	3.335	2.567	8.184
Lebanon / 14-04-2020	USD	700.00	700.00	5.800	100.000	102.375	102.875	102.375	4.922	3.453	2.677	8.786
Lebanon / 19-06-2020	USD	600.00	600.00	6.150	100.000	103.150	103.650	103.150	5.044	3.575	2.763	9.510
Lebanon / 12-04-2021	USD	2,092.47	2,092.47	8.250	100.000	110.750	111.250	110.750	5.193	3.724	3.368	13.930
Lebanon / 27-05-2022	USD	500.00	500.00	6.250	100.000	103.250	104.000	103.250	5.504	3.676	4.202	21.710
Lebanon / 04-10-2022	USD	1,540.00	1,540.00	6.100	100.000	102.350	104.600	102.350	5.592	3.766	4.456	24.423
Lebanon / 27-01-2023	USD	1,100.00	1,100.00	6.000	100.000	102.370	102.480	102.370	5.510	3.686	4.737	27.240
Lebanon / 26-05-2023	USD	500.00	500.00	6.400	100.000	103.125	103.875	103.125	5.780	3.667	4.862	29.220
Lebanon / 22-04-2024	USD	700.00	700.00	6.850	100.000	103.125	103.875	103.125	6.092	3.978	5.532	37.320
Lebanon / 04-11-2024	USD	500.00	538.47	6.250	100.000	100.500	101.250	100.500	6.166	4.052	5.924	42.699
Lebanon / 03-12-2024	USD	250.00	250.00	7.000	100.000	104.850	105.600	104.850	6.187	4.072	5.714	41.263
Lebanon / 26-02-2025	USD	800.00	800.00	6.200	100.000	99.875	100.875	99.875	6.219	4.106	6.052	45.168
Lebanon / 12-06-2025	USD	800.00	800.00	6.250	100.000	100.000	101.000	100.000	6.249	4.134	6.140	47.260
Lebanon / 27-11-2026	USD	1,600.00	1,600.00	6.800	100.000	101.500	102.250	101.500	6.387	4.089	6.849	60.342
Lebanon / 23-03-2027	USD	1,250.00	1,250.00	6.850	100.000	102.500	103.250	102.500	6.502	4.204	7.096	64.027
Lebanon / 29-11-2027	USD	1,000.00	1,000.00	6.750	100.000	101.900	102.300	101.900	6.498	4.200	7.304	69.740
Lebanon / 03-11-2028	USD	500.00	893.20	6.850	100.000	100.625	101.375	100.625	6.572	4.273	7.969	81.638
Lebanon / 25-05-2029	USD	1,000.00	1,000.00	6.850	100.000	101.875	102.625	101.875	6.621	4.323	7.940	84.280
Lebanon / 26-02-2030	USD	1,400.00	1,400.00	6.850	100.000	100.375	101.125	100.375	6.605	4.302	8.448	94.464
Lebanon / 22-04-2031	USD	300.00	300.00	7.000	100.000	101.750	102.500	101.750	6.804	4.505	8.863	105.370
Lebanon / 23-03-2032	USD	1,000.00	1,000.00	7.000	100.000	101.750	102.500	101.750	6.810	4.512	9.154	114.383
Lebanon / 02-11-2035	USD	600.00	600.00	7.050	100.000	100.375	101.125	100.375	7.014	4.715	10.276	150.611
Lebanon / 23-03-2037	USD	750.00	750.00	7.250	100.000	101.625	102.375	101.625	7.095	4.134	10.458	160.586
<b>TOTAL PUBLIC SECTOR EUROBONDS</b>		<b>30,475.609</b>	<b>27,190.51</b>									

EURO CDS

Not Available

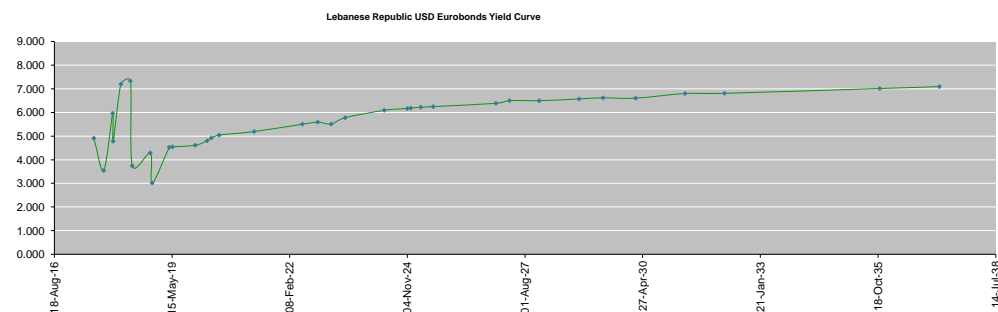
LEBANESE PRIVATE SECTOR EUROBONDS

MATURITY	SIZE MM	TYPE	COUPON	Issue P.	BID \$	Ask \$	MID. P	YIELD	SPREAD	DURATION	CONVEXITY
BANK MED S.A.L/14-12-2017	USD 500	Euro CD	5.38	99.46	102.35	102.41	102.35	1.50	0.52	0.59	0.65
BANK BYBLOS S.A.L/21-06-2021	USD 300	Note	7	100	102.40	102.76	102.40	6.33	4.50	3.47	14.96

World Yields in Native Terms	O/N	3 Months	6 Months	9 Months	1 Year	2 Years	3 Years	5 Years	7 Years	10 Years	30 Years
EUR	-	-0.91	-0.80	-0.67	-0.75	-0.72	-0.66	-0.37	-0.10	0.33	1.11
U.S.A	-	0.86	0.99	-	1.08	1.28	1.47	1.83	2.11	2.30	2.96
U.K	-	0.17	0.20	-	0.05	0.08	0.20	0.50	0.75	1.09	1.73
Japan	-	-0.11	-0.14	-0.14	-0.20	-0.20	-0.18	-0.16	-0.10	0.02	0.79

Libor	USD	EUR	JPY	GBP
1 Months	0.99	-0.40	-0.02	0.25
2 Months	1.04	-0.38	-0.01	0.28
3 Months	1.17	-0.36	0.00	0.32
6 Months	1.43	-0.26	0.02	0.47
1 Year	1.78	-0.14	0.13	0.68

Spot Rates	Bid	Ask
Lebanese Pound	1506.50	1511.50
Euro	1.09	1.0915
British Sterling Pound	1.29	1.2922
Japanese Yen	112.29	112.3400
Gold	1252.41	1253.18



Disclaimer: The Capital Markets Authority (CMA) publishes reports for general information purposes only. However, under no circumstances the CMA will accept any responsibility or liability in connection with the use of the information provided in these reports or on this website.

Contact us by email: [research@cma.gov.lb](mailto:research@cma.gov.lb)