

LISTED COMPANIES	LISTED SHARES	MARKET CAP.	TOTAL ORDINARY SHARES	PREFERRED SHARES	PREFERRED SHARES ISSUE PRICE	TOTAL MARKET CAP.	CUR.	TRADED VOLUME	TRADED VALUE	CLOSING PRICE	OPEN PRICE	HIGH PRICE	LOW PRICE	PREVIOUS PRICE
	(MM)	(MM \$)	(MM)	(MM)	USD	(MM \$)			USD					
SOLIDERE A	100.00	898.00	100.00			898.00	USD	20,690	184,026	8.98	8.80	9.00	8.77	9.03
SOLIDERE B	65.00	570.05	65.00			570.05	USD	1,031	9,103	8.77	8.91	8.91	8.57	8.96
BQ.LIB. POUR LE COMMERCE	51.03	50.52	152.70			151.17	USD	-	-	0.99	-	-	-	0.99
BQ.LIB. POUR LE COMMERCE PEF. "B"	0.55	55.00		0.55		55.00	USD	-	-	100.00	-	-	-	100.00
BQ.LIB. POUR LE COMMERCE PEF. "C"	0.35	35.00		0.35		35.00	USD	-	-	100.00	-	-	-	100.00
BQ.LIB. POUR LE COMMERCE PEF. "D"	0.75	75.00		0.75		75.00	USD	-	-	100.00	-	-	-	100.00
BANQUE AUDI	399.75	2578.38	399.75			2578.38	USD	-	-	6.45	-	-	-	6.45
BANQUE AUDI GDR	116.24	752.06				752.06	USD	4,635	29,988	6.47	6.47	6.47	6.47	6.29
BANQUE AUDI PREFERRED "F"	1.50	156.00		1.50	100.00	156.00	USD	-	-	104.00	-	-	-	104.00
BANQUE AUDI PREFERRED "G"	1.50	150.30		1.50	100.00	150.30	USD	-	-	100.20	-	-	-	100.20
BANQUE AUDI PREFERRED "H"	0.75	75.30		0.75	100.00	75.30	USD	-	-	100.40	-	-	-	100.40
BANQUE AUDI PREFERRED "I"	2.50	251.25		2.50	100.00	251.25	USD	-	-	100.50	-	-	-	100.50
BANK OF BEIRUT	16.82	316.26	50.47			948.79	USD	-	-	18.80	-	-	-	18.80
BANK OF BEIRUT PRIORITY	4.76	100.00				100.00	USD	-	-	21.00	-	-	-	21.00
BANK OF BEIRUT PREFERRED SHARES "H"	5.40	141.75		5.40	25.00	141.75	USD	-	-	26.25	-	-	-	26.25
BANK OF BEIRUT PREFERRED SHARES "I"	5.00	131.25		5.00	25.00	131.25	USD	-	-	26.25	-	-	-	26.25
BANK OF BEIRUT PREFERRED SHARES "J"	3.00	78.75		3.00	25.00	78.75	USD	-	-	26.25	-	-	-	26.25
BANK OF BEIRUT PREFERRED SHARES "K"	4.00	101.00		4.00	25.00	101.00	USD	-	-	25.25	-	-	-	25.25
BYBLOS BANK	565.52	950.07	565.52			950.07	USD	-	-	1.68	-	-	-	1.68
BYBLOS BANK GDR	1.31	104.73				104.73	USD	-	-	80.00	-	-	-	80.00
BYBLOS BANK PREFERRED SHARES 2008	2.00	200.40		2.00	100.00	200.40	USD	700	70,140	100.20	100.20	100.20	100.20	100.00
BYBLOS BANK PREFERRED SHARES 2009	2.00	201.20		2.00	96.00	201.20	USD	200	20,120	100.60	100.60	100.60	100.60	100.30
BQ.EUROPEENNE PR.M.O	51.40	87.38	62.00			105.40	USD	-	-	1.70	-	-	-	1.70
BQ.EUROPEENNE PR.M.O PREFERRED 20	0.35	34.91		0.35	100.00	34.91	USD	-	-	99.75	-	-	-	99.75
BLOM BANK GDR	73.90	866.06				866.06	USD	14,520	170,136	11.72	11.75	11.75	11.70	11.70
BLOM BANK	215.00	2300.50	215.00			2300.50	USD	-	-	10.70	-	-	-	10.70
BLOM BANK PREFERRED 2011	20.00	207.00		20.00	10.00	207.00	USD	-	-	10.35	-	-	-	10.35
RASAMNY-YOUNIS MOTORS CO	10.92	35.49	27.30			88.73	USD	-	-	3.25	-	-	-	3.25
HOLCIM Liban	19.52	235.95	19.52			235.95	USD	-	-	12.09	-	-	-	12.09
STE DES CIMENTS BLANCS B	6.00	18.84	6.00			18.84	USD	-	-	3.14	-	-	-	3.14
STE DES CIMENTS BLANCS N	3.00	4.71	3.00			4.71	USD	-	-	1.57	-	-	-	1.57

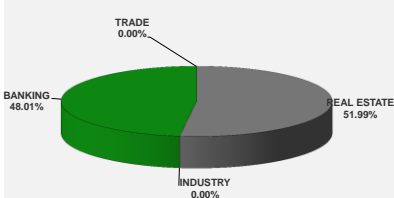
TOTAL EXECUTED	1,749.81	11,763.11	1,666.25			12,567.54		41,776	\$483,513					
-----------------------	-----------------	------------------	-----------------	--	--	------------------	--	---------------	------------------	--	--	--	--	--

Official USD Closing 1507.5

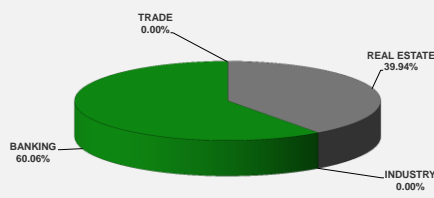
LEBANESE GLOBAL DEPOSITARY RECEIPTS	SHARES MM	BID \$	ASK \$	MID PRICE \$
BLOM BANK	73.90	11.70	11.75	11.73
BYBLOS BANK	1.31	75.00	0.00	75.00
SOLIDERE	9.09	9.02	9.28	9.15
AUDI BANK	116.24	6.30	6.47	6.39

STOCK INDEX	VALUE	PREVIOUS VALUE	% OF CHANGE
MARKET VALUE WEIGHTED INDEX	97.77	98.51	-0.75%
NUMBER OF TRANSACTIONS	39		

BEIRUT STOCK EXCHANGE DAILY TRADING VOLUME



BEIRUT STOCK EXCHANGE DAILY TRADING VALUE \$



Disclaimer: The Capital Markets Authority (CMA) publishes reports for general information purposes only. However, under no circumstances the CMA will accept any responsibility or liability in connection with the use of the information provided in these reports or on this website.

MATURITY	CURRENCY	ISSUED AMOUNT (MM)	OUTSTANDING AMOUNT (MM)	COUPON	ISSUE P.	BIDS	ASKS	MID. P	YIELD	SPREAD	DURATION	CONVEXITY
Lebanon / 20-07-2017	USD	300.00	75.00	3.750	100.000	99.750	99.875	99.750	4.974	4.053	0.195	0.076
Lebanon / 12-10-2017	USD	775.00	775.00	5.000	100.000	100.700	100.800	100.700	3.317	2.297	0.419	0.352
Lebanon / 27-12-2017	USD	950.00	65.00	5.000	100.000	99.625	99.875	99.625	5.990	4.577	0.366	0.372
Lebanon / 31-12-2017	USD	2,007.51	200.75	4.000	100.000	99.688	100.438	99.688	4.804	3.455	0.380	0.391
Lebanon / 07-03-2018	USD	700.00	70.00	5.000	100.000	98.750	100.750	98.750	7.238	5.448	0.556	0.640
Lebanon / 27-05-2018	USD	200.00	30.00	5.000	100.000	98.750	100.750	98.750	7.379	5.149	0.519	0.680
Lebanon / 12-06-2018	USD	700.00	700.00	5.150	100.000	101.500	103.500	101.500	3.732	2.629	1.040	1.620
Lebanon / 12-11-2018	USD	1,025.00	1,025.00	5.150	100.000	101.189	101.880	101.189	4.327	3.013	1.406	2.744
Lebanon / 28-11-2018	EUR	445.00	445.00	5.350	100.000	103.500	104.500	103.500	3.001	3.695	1.467	3.627
Lebanon / 23-04-2019	USD	500.00	500.00	6.750	100.000	101.750	102.250	101.750	4.553	3.241	1.837	4.350
Lebanon / 20-05-2019	USD	650.00	650.00	6.000	100.000	103.000	103.700	103.000	4.438	3.116	1.853	4.520
Lebanon / 28-11-2019	USD	1,500.00	1,500.00	5.450	100.000	101.650	102.250	101.650	4.755	3.242	2.310	6.765
Lebanon / 09-03-2020	USD	1,200.00	1,200.00	6.375	100.000	103.750	104.600	103.750	4.937	3.419	2.556	8.117
Lebanon / 14-04-2020	USD	700.00	700.00	5.800	100.000	102.150	102.900	102.150	5.001	3.482	2.665	8.720
Lebanon / 19-06-2020	USD	600.00	600.00	6.150	100.000	103.000	103.500	103.000	5.093	3.585	2.751	9.440
Lebanon / 12-04-2021	USD	2,092.47	2,092.47	8.250	100.000	110.626	111.274	110.626	5.219	3.701	3.357	13.850
Lebanon / 27-05-2022	USD	500.00	500.00	6.250	100.000	103.250	104.000	103.250	5.503	3.614	4.192	21.610
Lebanon / 04-10-2022	USD	1,540.00	1,540.00	6.100	100.000	102.600	104.500	102.600	5.538	3.618	4.446	24.329
Lebanon / 27-01-2023	USD	1,100.00	1,100.00	6.000	100.000	102.280	102.800	102.280	5.527	3.618	4.727	27.150
Lebanon / 26-05-2023	USD	500.00	500.00	6.400	100.000	103.125	103.875	103.125	5.780	3.608	4.851	29.110
Lebanon / 22-04-2024	USD	700.00	700.00	6.850	100.000	103.125	103.875	103.125	6.091	3.916	5.521	37.190
Lebanon / 04-11-2024	USD	500.00	538.47	6.250	100.000	100.700	100.900	100.700	6.132	3.954	5.912	42.556
Lebanon / 03-12-2024	USD	250.00	250.00	7.000	100.000	104.810	105.350	104.810	6.193	4.000	5.702	41.113
Lebanon / 26-02-2025	USD	800.00	800.00	6.200	100.000	100.500	100.650	100.500	6.117	3.933	6.044	45.064
Lebanon / 12-06-2025	USD	800.00	800.00	6.250	100.000	99.750	100.750	99.750	6.289	4.125	6.125	47.080
Lebanon / 27-11-2026	USD	1,600.00	1,600.00	6.800	100.000	101.250	101.950	101.250	6.422	4.059	6.833	60.123
Lebanon / 23-03-2027	USD	1,250.00	1,250.00	6.850	100.000	102.000	102.750	102.000	6.570	4.212	7.076	63.744
Lebanon / 29-11-2027	USD	1,000.00	1,000.00	6.750	100.000	101.750	102.000	101.750	6.517	4.145	7.288	69.510
Lebanon / 03-11-2028	USD	500.00	893.20	6.850	100.000	100.600	101.100	100.600	6.575	4.202	7.955	81.411
Lebanon / 25-05-2029	USD	1,000.00	1,000.00	6.850	100.000	101.500	102.250	101.500	6.666	4.311	7.919	83.960
Lebanon / 26-02-2030	USD	1,400.00	1,400.00	6.850	100.000	100.000	100.700	100.000	6.648	4.286	8.427	94.102
Lebanon / 22-04-2031	USD	300.00	300.00	7.000	100.000	101.500	102.250	101.500	6.831	4.474	8.844	105.040
Lebanon / 23-03-2032	USD	1,000.00	1,000.00	7.000	100.000	101.380	102.140	101.380	6.849	4.477	9.131	113.965
Lebanon / 02-11-2035	USD	600.00	600.00	7.050	100.000	100.450	100.920	100.450	7.006	4.664	10.263	150.325
Lebanon / 23-03-2037	USD	750.00	750.00	7.250	100.000	101.350	101.500	101.350	7.121	4.113	10.420	159.735
TOTAL PUBLIC SECTOR EUROBONDS		30,478.457	27,193.36									

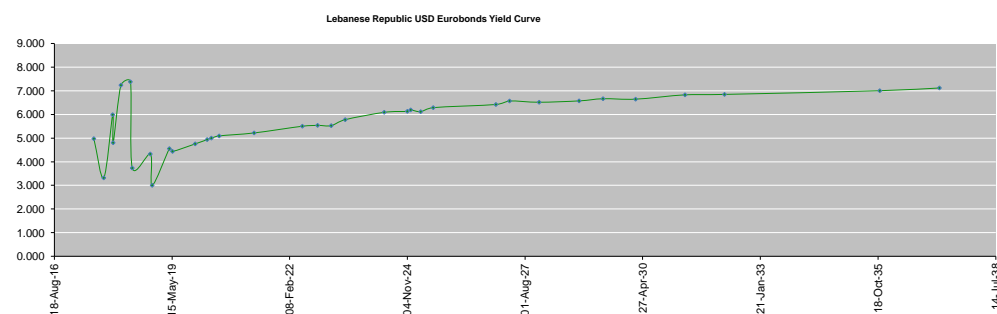
EURO CDS
Not Available

MATURITY	SIZE MM	TYPE	COUPON	Issue P.	BID \$	Ask \$	MID. P	YIELD	SPREAD	DURATION	CONVEXITY
BANK MED S.A.L/14-12-2017	USD 500	Euro CD	5.38	99.46	102.31	102.37	102.31	1.50	0.50	0.58	0.63
BANK BYBLOS S.A.L/21-06-2021	USD 300	Note	7	100	102.20	102.56	102.20	6.38	4.50	3.46	14.87

World Yields in Native Terms	O/N	3 Months	6 Months	9 Months	1 Year	2 Years	3 Years	5 Years	7 Years	10 Years	30 Years
EUR	-	-0.89	-0.79	-0.71	-0.74	-0.69	-0.64	-0.34	-0.04	0.40	1.17
U.S.A	-	0.89	1.01	--	1.10	1.32	1.51	1.88	2.16	2.35	2.99
U.K	-	0.17	0.20	--	0.10	0.12	0.21	0.52	0.76	1.10	1.77
Japan	-	-0.11	-0.14	-0.14	-0.20	-0.20	-0.18	-0.16	-0.10	0.02	0.79

Libor	USD	EUR	JPY	GBP
1 Months	0.99	-0.40	-0.03	0.26
2 Months	1.06	-0.38	-0.01	0.28
3 Months	1.18	-0.36	0.00	0.32
6 Months	1.44	-0.27	0.02	0.47
1 Year	1.78	-0.14	0.13	0.68

Spot Rates	Bid	Ask
Lebanese Pound	1506.50	1511.50
Euro	1.10	1.0980
British Sterling Pound	1.29	1.2947
Japanese Yen	112.47	112.4900
Gold	1231.37	1231.51



Disclaimer: The Capital Markets Authority (CMA) publishes reports for general information purposes only. However, under no circumstances the CMA will accept any responsibility or liability in connection with the use of the information provided in these reports or on this website.

Contact us by email: research@cma.gov.lb