

LISTED COMPANIES	LISTED SHARES	MARKET CAP.	TOTAL ORDINARY SHARES	PREFERRED SHARES	PREFERRED SHARES ISSUE PRICE	TOTAL MARKET CAP.	CUR.	TRADED VOLUME	TRADED VALUE	CLOSING PRICE	OPEN PRICE	HIGH PRICE	LOW PRICE	PREVIOUS PRICE
	(MM)	(MM \$)	(MM)	(MM)	USD	(MM \$)			USD					
SOLIDERE A	100.00	915.00	100.00			915.00	USD	24,941	227,821	9.15	9.10	9.34	9.01	9.10
SOLIDERE B	65.00	588.90	65.00			588.90	USD	4,873	44,134	9.06	9.05	9.14	9.01	9.19
BQ.LIB. POUR LE COMMERCE	51.03	50.52	152.70			151.17	USD	-	-	0.99	-	-	-	0.99
BQ.LIB. POUR LE COMMERCE PEF. "B"	0.55	55.00		0.55		55.00	USD	-	-	100.00	-	-	-	100.00
BQ.LIB. POUR LE COMMERCE PEF. "C"	0.35	35.00		0.35		35.00	USD	-	-	100.00	-	-	-	100.00
BQ.LIB. POUR LE COMMERCE PEF. "D"	0.75	75.00		0.75		75.00	USD	-	-	100.00	-	-	-	100.00
BANQUE AUDI	399.75	2554.40	399.75			2554.40	USD	-	-	6.39	-	-	-	6.39
BANQUE AUDI GDR	116.24	738.11				738.11	USD	-	-	6.35	-	-	-	6.35
BANQUE AUDI PREFERRED "F"	1.50	156.00		1.50	100.00	156.00	USD	-	-	104.00	-	-	-	104.00
BANQUE AUDI PREFERRED "G"	1.50	150.30		1.50	100.00	150.30	USD	-	-	100.20	-	-	-	100.20
BANQUE AUDI PREFERRED "H"	0.75	75.30		0.75	100.00	75.30	USD	-	-	100.40	-	-	-	100.40
BANQUE AUDI PREFERRED "I"	2.50	251.25		2.50	100.00	251.25	USD	-	-	100.50	-	-	-	100.50
BANK OF BEIRUT	16.82	316.26	50.47			948.79	USD	-	-	18.80	-	-	-	18.80
BANK OF BEIRUT PRIORITY	4.76	100.00				100.00	USD	-	-	21.00	-	-	-	21.00
BANK OF BEIRUT PREFERRED SHARES "H"	5.40	135.81		5.40	25.00	135.81	USD	-	-	25.15	-	-	-	25.15
BANK OF BEIRUT PREFERRED SHARES "I"	5.00	131.25		5.00	25.00	131.25	USD	-	-	26.25	-	-	-	26.25
BANK OF BEIRUT PREFERRED SHARES "J"	3.00	78.75		3.00	25.00	78.75	USD	-	-	26.25	-	-	-	26.25
BANK OF BEIRUT PREFERRED SHARES "K"	4.00	101.00		4.00	25.00	101.00	USD	-	-	25.25	-	-	-	25.25
BYBLOS BANK	565.52	916.13	565.52			916.13	USD	-	-	1.62	-	-	-	1.62
BYBLOS BANK GDR	1.31	104.73				104.73	USD	-	-	80.00	-	-	-	80.00
BYBLOS BANK PREFERRED SHARES 2008	2.00	201.00		2.00	100.00	201.00	USD	-	-	100.50	-	-	-	100.50
BYBLOS BANK PREFERRED SHARES 2009	2.00	201.80		2.00	96.00	201.80	USD	1,028	103,697	100.90	101.00	101.00	100.60	100.70
BQ.EUROPEENNE PR.M.O	51.40	87.38	62.00			105.40	USD	-	-	1.70	-	-	-	1.70
BQ.EUROPEENNE PR.M.O PREFERRED 20	0.35	35.00		0.35	100.00	35.00	USD	-	-	100.00	-	-	-	100.00
BLOM BANK GDR	73.90	864.58				864.58	USD	14,040	164,268	11.70	11.70	11.70	11.70	11.70
BLOM BANK	215.00	2300.50	215.00			2300.50	USD	3,420	36,594	10.70	10.70	10.70	10.70	10.76
BLOM BANK PREFERRED 2011	20.00	207.00		20.00	10.00	207.00	USD	-	-	10.35	-	-	-	10.35
RASAMNY-YOUNIS MOTORS CO	10.92	35.49	27.30			88.73	USD	-	-	3.25	-	-	-	3.25
HOLCIM Liban	19.52	232.24	19.52			232.24	USD	10,242	121,880	11.90	11.90	11.90	11.90	11.95
STE DES CIMENTS BLANCS B	6.00	18.84	6.00			18.84	USD	-	-	3.14	-	-	-	3.14
STE DES CIMENTS BLANCS N	3.00	4.71	3.00			4.71	USD	-	-	1.57	-	-	-	1.57

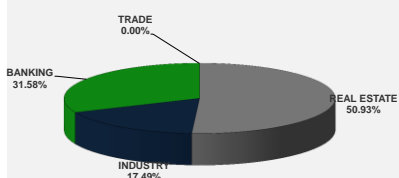
TOTAL EXECUTED 1,749.81 11,717.26 1,666.25 12,521.69 58,544 \$698,394

Official USD Closing 1607.5

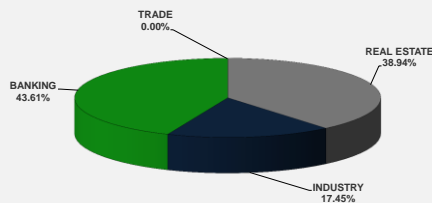
LEBANESE GLOBAL DEPOSITARY RECEIPTS	SHARES MM	BID \$	ASK \$	MID PRICE \$
BLOM BANK	73.90	11.65	11.70	11.68
BYBLOS BANK	1.31	76.00	0.00	76.00
SOLIDERE	9.09	9.16	9.55	9.36
AUDI BANK	116.24	6.46	6.47	6.47

STOCK INDEX	VALUE	PREVIOUS VALUE	% OF CHANGE
MARKET VALUE WEIGHTED INDEX	99.41	99.64	-0.24%
NUMBER OF TRANSACTIONS	30		

BEIRUT STOCK EXCHANGE DAILY TRADING VOLUME



BEIRUT STOCK EXCHANGE DAILY TRADING VALUE \$



Disclaimer: The Capital Markets Authority (CMA) publishes reports for general information purposes only. However, under no circumstances the CMA will accept any responsibility or liability in connection with the use of the information provided in these reports or on this website.

MATURITY	CURRENCY	ISSUED AMOUNT (MM)	OUTSTANDING AMOUNT (MM)	COUPON	ISSUE P.	BID\$	ASK\$	MID. P	YIELD	SPREAD	DURATION	CONVEXITY
Lebanon / 20-07-2017	USD	300.00	75.00	3.750	100.000	99.750	99.875	99.750	5.086	4.138	0.179	0.064
Lebanon / 12-10-2017	USD	775.00	775.00	5.000	100.000	100.650	100.800	100.650	3.371	2.327	0.403	0.325
Lebanon / 27-12-2017	USD	950.00	65.00	5.000	100.000	99.625	99.875	99.625	6.036	4.562	0.350	0.352
Lebanon / 31-12-2017	USD	2,007.51	200.75	4.000	100.000	99.688	100.438	99.688	4.841	3.450	0.363	0.370
Lebanon / 07-03-2018	USD	700.00	70.00	5.000	100.000	98.750	100.750	98.750	7.304	5.444	0.540	0.614
Lebanon / 27-05-2018	USD	200.00	30.00	5.000	100.000	98.750	100.750	98.750	7.456	5.139	0.503	0.655
Lebanon / 12-06-2018	USD	700.00	700.00	5.150	100.000	101.125	103.125	101.125	4.067	2.932	1.022	1.580
Lebanon / 12-11-2018	USD	1,025.00	1,025.00	5.150	100.000	101.124	101.852	101.124	4.363	3.012	1.425	2.758
Lebanon / 28-11-2018	EUR	445.00	445.00	5.350	100.000	104.020	104.980	104.020	2.640	3.292	1.456	3.589
Lebanon / 23-04-2019	USD	500.00	500.00	6.750	100.000	101.450	101.950	101.450	4.707	3.353	1.819	4.280
Lebanon / 20-05-2019	USD	650.00	650.00	6.000	100.000	102.800	103.500	102.800	4.529	3.178	1.836	4.450
Lebanon / 28-11-2019	USD	1,500.00	1,500.00	5.450	100.000	101.500	102.150	101.500	4.814	3.255	2.293	6.678
Lebanon / 09-03-2020	USD	1,200.00	1,200.00	6.375	100.000	103.500	104.250	103.500	5.023	3.454	2.538	8.016
Lebanon / 14-04-2020	USD	700.00	700.00	5.800	100.000	101.750	102.600	101.750	5.144	3.585	2.647	8.613
Lebanon / 19-06-2020	USD	600.00	600.00	6.150	100.000	102.650	103.150	102.650	5.209	3.650	2.732	9.330
Lebanon / 12-04-2021	USD	2,092.47	2,092.47	8.250	100.000	110.388	111.168	110.388	5.272	3.713	3.340	13.720
Lebanon / 27-05-2022	USD	500.00	500.00	6.250	100.000	103.000	103.750	103.000	5.558	3.634	4.173	21.450
Lebanon / 04-10-2022	USD	1,540.00	1,540.00	6.100	100.000	102.550	103.440	102.550	5.547	3.620	4.556	24.845
Lebanon / 27-01-2023	USD	1,100.00	1,100.00	6.000	100.000	102.200	102.800	102.200	5.543	3.614	4.711	26.980
Lebanon / 26-05-2023	USD	500.00	500.00	6.400	100.000	103.000	103.750	103.000	5.803	3.596	4.833	28.940
Lebanon / 22-04-2024	USD	700.00	700.00	6.850	100.000	103.250	104.000	103.250	6.068	3.860	5.506	37.020
Lebanon / 04-11-2024	USD	500.00	538.47	6.250	100.000	100.550	101.250	100.550	6.157	3.939	5.897	42.372
Lebanon / 03-12-2024	USD	250.00	250.00	7.000	100.000	104.560	105.350	104.560	6.233	4.025	5.684	40.904
Lebanon / 26-02-2025	USD	800.00	800.00	6.200	100.000	99.700	100.600	99.700	6.247	4.037	6.022	44.794
Lebanon / 12-06-2025	USD	800.00	800.00	6.250	100.000	99.831	100.831	99.831	6.276	4.067	6.110	46.890
Lebanon / 27-11-2026	USD	1,600.00	1,600.00	6.800	100.000	101.200	101.950	101.200	6.429	4.035	6.816	59.889
Lebanon / 23-03-2027	USD	1,250.00	1,250.00	6.850	100.000	102.500	102.890	102.500	6.501	4.097	7.066	63.589
Lebanon / 29-11-2027	USD	1,000.00	1,000.00	6.750	100.000	101.750	102.200	101.750	6.517	4.114	7.274	69.300
Lebanon / 03-11-2028	USD	500.00	893.20	6.850	100.000	100.700	101.050	100.700	6.562	4.169	7.940	81.156
Lebanon / 25-05-2029	USD	1,000.00	1,000.00	6.850	100.000	101.750	102.500	101.750	6.636	4.245	7.910	83.790
Lebanon / 26-02-2030	USD	1,400.00	1,400.00	6.850	100.000	100.000	101.280	100.000	6.648	4.247	8.418	93.950
Lebanon / 22-04-2031	USD	300.00	300.00	7.000	100.000	100.890	102.120	100.890	6.899	4.502	8.817	104.560
Lebanon / 23-03-2032	USD	1,000.00	1,000.00	7.000	100.000	101.310	101.890	101.310	6.857	4.453	9.110	113.570
Lebanon / 02-11-2035	USD	600.00	600.00	7.050	100.000	100.050	101.473	100.050	7.045	4.650	10.250	150.061
Lebanon / 23-03-2037	USD	750.00	750.00	7.250	100.000	101.300	101.450	101.300	7.125	4.731	10.401	159.339
TOTAL PUBLIC SECTOR EUROBONDS		30,473.473	27,188.38									

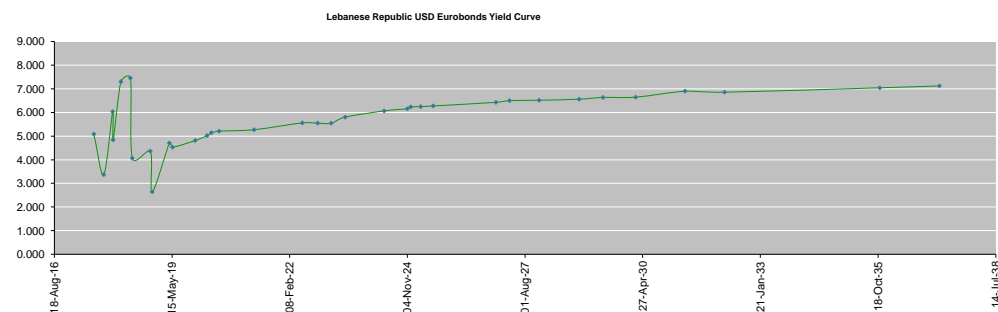
EURO CDS
Not Available

MATURITY	SIZE MM	TYPE	COUPON	Issue P.	BID \$	Ask \$	MID. P	YIELD	SPREAD	DURATION	CONVEXITY
BANK MED S.A.L/14-12-2017	USD 500	Euro CD	5.38	99.46	102.24	102.30	102.24	1.51	0.48	0.57	0.61
BANK BYBLOS S.A.L/21-06-2021	USD 300	Note	7	100	102.03	102.40	102.03	6.43	4.50	3.44	14.74

World Yields in Native Terms	O/N	3 Months	6 Months	9 Months	1 Year	2 Years	3 Years	5 Years	7 Years	10 Years	30 Years
EUR	-	-0.92	-0.75	-0.67	-0.70	-0.66	-0.59	-0.29	0.00	0.44	1.23
U.S.A	-	0.90	1.03	-	1.13	1.35	1.56	1.92	2.21	2.39	3.03
U.K	-	0.18	0.21	-	0.12	0.13	0.24	0.58	0.83	1.18	1.81
Japan	-	-0.13	-0.13	-0.13	-0.18	-0.18	-0.15	-0.12	-0.06	0.05	0.84

Libor	USD	EUR	JPY	GBP
1 Months	0.99	-0.40	-0.02	0.26
2 Months	1.07	-0.39	0.00	0.28
3 Months	1.18	-0.37	0.00	0.31
6 Months	1.44	-0.27	0.03	0.46
1 Year	1.79	-0.14	0.14	0.67

Spot Rates	Bid	Ask
Lebanese Pound	1506.50	1511.50
Euro	1.09	1.0866
British Sterling Pound	1.29	1.2872
Japanese Yen	113.85	113.8800
Gold	1223.99	1224.12



Disclaimer: The Capital Markets Authority (CMA) publishes reports for general information purposes only. However, under no circumstances the CMA will accept any responsibility or liability in connection with the use of the information provided in these reports or on this website.

Contact us by email: research@cma.gov.lb