

LISTED COMPANIES	LISTED SHARES	MARKET CAP.	TOTAL ORDINARY SHARES	PREFERRED SHARES	PREFERRED SHARES ISSUE PRICE	TOTAL MARKET CAP.	CUR.	TRADED VOLUME	TRADED VALUE	CLOSING PRICE	OPEN PRICE	HIGH PRICE	LOW PRICE	PREVIOUS PRICE
	(MM)	(MM \$)	(MM)	(MM)	USD	(MM \$)								
SOLIDERE A	100.00	869.00	100.00			869.00	USD	12,231	106,599	8.69	8.80	8.96	8.64	9.00
SOLIDERE B	65.00	552.50	65.00			552.50	USD	249	2,118	8.50	8.62	8.62	8.45	8.80
BQ.LIB. POUR LE COMMERCE	51.03	50.52	152.70			151.17	USD	-	-	0.99	-	-	-	0.99
BQ.LIB. POUR LE COMMERCE PEF. "B"	0.55	55.00		0.55		55.00	USD	-	-	100.00	-	-	-	100.00
BQ.LIB. POUR LE COMMERCE PEF. "C"	0.35	35.00		0.35		35.00	USD	-	-	100.00	-	-	-	100.00
BQ.LIB. POUR LE COMMERCE PEF. "D"	0.75	75.00		0.75		75.00	USD	-	-	100.00	-	-	-	100.00
BANQUE AUDI	399.75	2518.42	399.75			2518.42	USD	250	1,575	6.30	6.30	6.30	6.30	6.39
BANQUE AUDI GDR	116.24	738.11				738.11	USD	800	5,080	6.35	6.35	6.35	6.35	6.35
BANQUE AUDI PREFERRED "F"	1.50	156.00		1.50	100.00	156.00	USD	-	-	104.00	-	-	-	104.00
BANQUE AUDI PREFERRED "G"	1.50	150.30		1.50	100.00	150.30	USD	2,000	200,400	100.20	100.20	100.20	100.20	100.20
BANQUE AUDI PREFERRED "H"	0.75	75.30		0.75	100.00	75.30	USD	-	-	100.40	-	-	-	100.40
BANQUE AUDI PREFERRED "I"	2.50	251.25		2.50	100.00	251.25	USD	-	-	100.50	-	-	-	100.50
BANK OF BEIRUT	16.82	316.26	50.47			948.79	USD	-	-	18.80	-	-	-	18.80
BANK OF BEIRUT PRIORITY	4.76	100.00				100.00	USD	-	-	21.00	-	-	-	21.00
BANK OF BEIRUT PREFERRED SHARES "H"	5.40	135.81		5.40	25.00	135.81	USD	-	-	25.15	-	-	-	25.15
BANK OF BEIRUT PREFERRED SHARES "I"	5.00	125.75		5.00	25.00	125.75	USD	-	-	25.15	-	-	-	25.15
BANK OF BEIRUT PREFERRED SHARES "J"	3.00	78.75		3.00	25.00	78.75	USD	-	-	26.25	-	-	-	26.25
BANK OF BEIRUT PREFERRED SHARES "K"	4.00	100.60		4.00	25.00	100.60	USD	6,400	160,960	25.15	25.15	25.15	25.15	25.25
BYBLOS BANK	565.52	938.75	565.52			938.75	USD	55,910	92,954	1.66	1.64	1.67	1.62	1.62
BYBLOS BANK GDR	1.31	104.73				104.73	USD	-	-	80.00	-	-	-	80.00
BYBLOS BANK PREFERRED SHARES 2008	2.00	201.80		2.00	100.00	201.80	USD	438	44,188	100.90	100.80	101.00	100.80	100.50
BYBLOS BANK PREFERRED SHARES 2009	2.00	202.00		2.00	96.00	202.00	USD	489	49,389	101.00	101.00	101.00	101.00	100.90
BQ.EUROPEENNE PR.M.O	51.40	87.38	62.00			105.40	USD	-	-	1.70	-	-	-	1.70
BQ.EUROPEENNE PR.M.O PREFERRED 20	0.35	35.00		0.35	100.00	35.00	USD	-	-	100.00	-	-	-	100.00
BLOM BANK GDR	73.90	864.58				864.58	USD	15,960	186,702	11.70	11.70	11.70	11.65	11.70
BLOM BANK	215.00	2300.50	215.00			2300.50	USD	19,580	209,506	10.70	10.70	10.70	10.70	10.70
BLOM BANK PREFERRED 2011	20.00	207.00		20.00	10.00	207.00	USD	-	-	10.35	-	-	-	10.35
RASAMNY-YOUNIS MOTORS CO	10.92	35.49	27.30			88.73	USD	-	-	3.25	-	-	-	3.25
HOLCIM Liban	19.52	232.24	19.52			232.24	USD	-	-	11.90	-	-	-	11.90
STE DES CIMENTS BLANCS B	6.00	18.84	6.00			18.84	USD	-	-	3.14	-	-	-	3.14
STE DES CIMENTS BLANCS N	3.00	4.71	3.00			4.71	USD	-	-	1.57	-	-	-	1.57

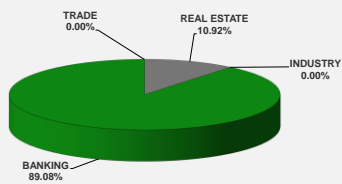
TOTAL EXECUTED 1,749.81 11,616.60 1,666.25 12,421.03 114,307 \$1,059,471

Official USD Closing 1507.5

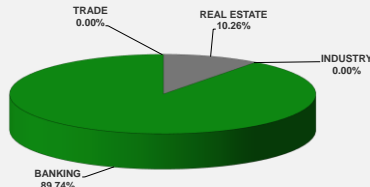
LEBANESE GLOBAL DEPOSITORY RECEIPTS	SHARES MM	BID \$	ASK \$	MID PRICE \$
BLOM BANK	73.90	11.50	11.70	11.60
BYBLOS BANK	1.31	76.00	0.00	76.00
SOLIDERE	9.09	9.12	9.30	9.21
AUDI BANK	116.24	6.35	6.47	6.41

STOCK INDEX	VALUE	PREVIOUS VALUE	% OF CHANGE
MARKET VALUE WEIGHTED INDEX	95.12	97.69	-2.64%
NUMBER OF TRANSACTIONS	47		

BEIRUT STOCK EXCHANGE DAILY TRADING VOLUME



BEIRUT STOCK EXCHANGE DAILY TRADING VALUE \$



Disclaimer: The Capital Markets Authority (CMA) publishes reports for general information purposes only. However, under no circumstances the CMA will accept any responsibility or liability in connection with the use of the information provided in these reports or on this website.

MATURITY	CURRENCY	ISSUED AMOUNT (MM)	OUTSTANDING AMOUNT (MM)	COUPON	ISSUE P.	BIDS	ASKS	MID. P	YIELD	SPREAD	DURATION	CONVEXITY
Lebanon / 20-07-2017	USD	300.00	75.00	3.750	100.000	99.750	99.875	99.750	5.129	4.203	0.174	0.060
Lebanon / 12-10-2017	USD	775.00	775.00	5.000	100.000	100.700	100.800	100.700	3.224	2.179	0.398	0.317
Lebanon / 27-12-2017	USD	950.00	65.00	5.000	100.000	99.625	99.875	99.625	6.052	4.583	0.345	0.346
Lebanon / 31-12-2017	USD	2,007.51	200.75	4.000	100.000	99.697	100.329	99.697	4.829	3.440	0.357	0.363
Lebanon / 07-03-2018	USD	700.00	70.00	5.000	100.000	98.750	100.750	98.750	7.326	5.469	0.535	0.605
Lebanon / 27-05-2018	USD	200.00	30.00	5.000	100.000	98.750	100.750	98.750	7.483	5.162	0.497	0.647
Lebanon / 12-06-2018	USD	700.00	700.00	5.150	100.000	101.125	103.125	101.125	4.061	2.942	1.017	1.560
Lebanon / 12-11-2018	USD	1,025.00	1,025.00	5.150	100.000	101.470	101.750	101.470	4.120	2.824	1.421	2.743
Lebanon / 28-11-2018	EUR	445.00	445.00	5.350	100.000	103.500	104.500	103.500	2.970	3.645	1.446	3.546
Lebanon / 23-04-2019	USD	500.00	500.00	6.750	100.000	101.375	101.875	101.375	4.745	3.448	1.813	4.260
Lebanon / 20-05-2019	USD	650.00	650.00	6.000	100.000	102.950	103.550	102.950	4.448	3.154	1.831	4.430
Lebanon / 28-11-2019	USD	1,500.00	1,500.00	5.450	100.000	101.450	102.000	101.450	4.834	3.342	2.287	6.648
Lebanon / 09-03-2020	USD	1,200.00	1,200.00	6.375	100.000	103.500	104.250	103.500	5.021	3.521	2.532	7.986
Lebanon / 14-04-2020	USD	700.00	700.00	5.800	100.000	101.800	102.450	101.800	5.124	3.632	2.641	8.580
Lebanon / 19-06-2020	USD	600.00	600.00	6.150	100.000	102.650	103.150	102.650	5.208	3.713	2.727	9.290
Lebanon / 12-04-2021	USD	2,092.47	2,092.47	8.250	100.000	110.450	111.129	110.450	5.251	3.760	3.335	13.690
Lebanon / 27-05-2022	USD	500.00	500.00	6.250	100.000	103.000	103.750	103.000	5.557	3.704	4.168	21.400
Lebanon / 04-10-2022	USD	1,540.00	1,540.00	6.100	100.000	102.500	104.450	102.500	5.557	3.698	4.555	24.832
Lebanon / 27-01-2023	USD	1,100.00	1,100.00	6.000	100.000	102.200	102.800	102.200	5.542	3.682	4.705	26.930
Lebanon / 26-05-2023	USD	500.00	500.00	6.400	100.000	103.000	103.750	103.000	5.802	3.664	4.828	28.880
Lebanon / 22-04-2024	USD	700.00	700.00	6.850	100.000	103.375	104.125	103.375	6.046	3.906	5.503	36.980
Lebanon / 04-11-2024	USD	500.00	538.47	6.250	100.000	100.850	101.450	100.850	6.106	3.957	5.895	42.342
Lebanon / 03-12-2024	USD	250.00	250.00	7.000	100.000	104.900	105.400	104.900	6.177	4.039	5.681	40.870
Lebanon / 26-02-2025	USD	800.00	800.00	6.200	100.000	99.700	100.850	99.700	6.247	4.103	6.019	44.746
Lebanon / 12-06-2025	USD	800.00	800.00	6.250	100.000	99.825	100.975	99.825	6.277	4.138	6.106	46.830
Lebanon / 27-11-2026	USD	1,600.00	1,600.00	6.800	100.000	101.450	102.050	101.450	6.394	4.060	6.814	59.855
Lebanon / 23-03-2027	USD	1,250.00	1,250.00	6.850	100.000	102.500	102.920	102.500	6.501	4.159	7.061	63.515
Lebanon / 29-11-2027	USD	1,000.00	1,000.00	6.750	100.000	101.830	102.350	101.830	6.507	4.167	7.271	69.250
Lebanon / 03-11-2028	USD	500.00	893.20	6.850	100.000	100.750	101.250	100.750	6.556	4.219	7.937	81.111
Lebanon / 25-05-2029	USD	1,000.00	1,000.00	6.850	100.000	101.750	102.500	101.750	6.636	4.300	7.904	83.710
Lebanon / 26-02-2030	USD	1,400.00	1,400.00	6.850	100.000	100.200	101.100	100.200	6.625	4.280	8.413	93.861
Lebanon / 22-04-2031	USD	300.00	300.00	7.000	100.000	101.090	102.230	101.090	6.876	4.539	8.817	104.540
Lebanon / 23-03-2032	USD	1,000.00	1,000.00	7.000	100.000	101.500	102.000	101.500	6.836	4.501	9.109	113.559
Lebanon / 02-11-2035	USD	600.00	600.00	7.050	100.000	100.450	101.780	100.450	7.006	4.669	10.260	150.280
Lebanon / 23-03-2037	USD	750.00	750.00	7.250	100.000	101.210	101.490	101.210	7.134	4.797	10.395	159.199
TOTAL PUBLIC SECTOR EUROBONDS		30,478.412	27,193.32									

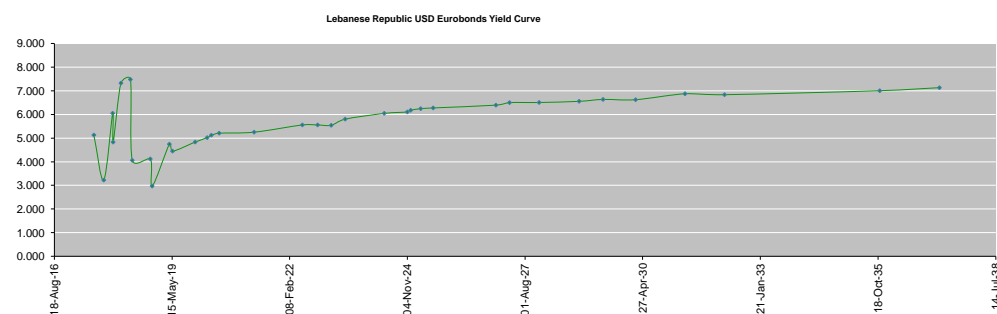
EURO CDS
Not Available

MATURITY	SIZE MM	TYPE	COUPON	Issue P.	BID \$	Ask \$	MID. P	YIELD	SPREAD	DURATION	CONVEXITY
BANK MED S.A.L/14-12-2017	USD 500	Euro CD	5.38	99.46	102.24	102.30	102.24	1.47	0.44	0.56	0.60
BANK BYBLOS S.A.L/21-06-2021	USD 300	Note	7	100	102.30	102.66	102.30	6.35	4.50	3.44	14.72

World Yields in Native Terms	O/N	3 Months	6 Months	9 Months	1 Year	2 Years	3 Years	5 Years	7 Years	10 Years	30 Years
EUR	-	-0.91	-0.72	-0.67	-0.71	-0.68	-0.63	-0.32	-0.02	0.41	1.22
U.S.A	-	0.89	1.03	-	1.11	1.29	1.49	1.85	2.14	2.34	3.00
U.K	-	0.18	0.20	-	0.12	0.12	0.20	0.52	0.76	1.12	1.77
Japan	-	-0.13	0.00	-0.13	-0.17	-0.17	-0.14	-0.12	-0.07	0.04	0.83

Libor	USD	EUR	JPY	GBP
1 Months	0.99	-0.40	-0.02	0.26
2 Months	1.08	-0.38	-0.01	0.28
3 Months	1.18	-0.37	-0.01	0.31
6 Months	1.44	-0.27	0.02	0.45
1 Year	1.77	-0.14	0.14	0.66

Spot Rates	Bid	Ask
Lebanese Pound	1508.00	1514.00
Euro	1.10	1.0977
British Sterling Pound	1.29	1.2920
Japanese Yen	113.31	113.3200
Gold	1234.50	1235.30



Disclaimer: The Capital Markets Authority (CMA) publishes reports for general information purposes only. However, under no circumstances the CMA will accept any responsibility or liability in connection with the use of the information provided in these reports or on this website.

Contact us by email: research@cma.gov.lb