

LISTED COMPANIES	LISTED SHARES	MARKET CAP.	TOTAL ORDINARY SHARES	PREFERRED SHARES	PREFERRED SHARES ISSUE PRICE	TOTAL MARKET CAP.	CUR.	TRADED VOLUME	TRADED VALUE	CLOSING PRICE	OPEN PRICE	HIGH PRICE	LOW PRICE	PREVIOUS PRICE
	(MM)	(MM \$)	(MM)	(MM)	USD	(MM \$)			USD					
SOLIDERE A	100.00	893.00	100.00			893.00	USD	31,146	270,521	8.93	8.89	8.95	8.65	8.69
SOLIDERE B	65.00	578.50	65.00			578.50	USD	3,484	30,953	8.90	8.85	8.90	8.85	8.50
BQ.LIB. POUR LE COMMERCE	51.03	50.52	152.70			151.17	USD	-	-	0.99	-	-	-	0.99
BQ.LIB. POUR LE COMMERCE PEF. "B"	0.55	55.00		0.55		55.00	USD	-	-	100.00	-	-	-	100.00
BQ.LIB. POUR LE COMMERCE PEF. "C"	0.35	35.00		0.35		35.00	USD	-	-	100.00	-	-	-	100.00
BQ.LIB. POUR LE COMMERCE PEF. "D"	0.75	75.00		0.75		75.00	USD	-	-	100.00	-	-	-	100.00
BANQUE AUDI	399.75	2518.42	399.75			2518.42	USD	-	-	6.30	-	-	-	6.30
BANQUE AUDI GDR	116.24	738.11				738.11	USD	-	-	6.35	-	-	-	6.35
BANQUE AUDI PREFERRED "F"	1.50	156.00		1.50	100.00	156.00	USD	-	-	104.00	-	-	-	104.00
BANQUE AUDI PREFERRED "G"	1.50	150.30		1.50	100.00	150.30	USD	-	-	100.20	-	-	-	100.20
BANQUE AUDI PREFERRED "H"	0.75	75.30		0.75	100.00	75.30	USD	120	12,048	100.40	100.40	100.40	100.40	100.40
BANQUE AUDI PREFERRED "I"	2.50	251.25		2.50	100.00	251.25	USD	-	-	100.50	-	-	-	100.50
BANK OF BEIRUT	16.82	316.26	50.47			948.79	USD	-	-	18.80	-	-	-	18.80
BANK OF BEIRUT PRIORITY	4.76	100.00				100.00	USD	-	-	21.00	-	-	-	21.00
BANK OF BEIRUT PREFERRED SHARES "H"	5.40	135.81		5.40	25.00	135.81	USD	20,400	513,060	25.15	25.15	25.15	25.15	25.15
BANK OF BEIRUT PREFERRED SHARES "I"	5.00	125.75		5.00	25.00	125.75	USD	-	-	25.15	-	-	-	25.15
BANK OF BEIRUT PREFERRED SHARES "J"	3.00	78.75		3.00	25.00	78.75	USD	-	-	26.25	-	-	-	26.25
BANK OF BEIRUT PREFERRED SHARES "K"	4.00	100.60		4.00	25.00	100.60	USD	-	-	25.15	-	-	-	25.15
BYBLOS BANK	565.52	910.48	565.52			910.48	USD	15,334	24,751	1.61	1.62	1.62	1.61	1.66
BYBLOS BANK GDR	1.31	104.73				104.73	USD	-	-	80.00	-	-	-	80.00
BYBLOS BANK PREFERRED SHARES 2008	2.00	201.60		2.00	100.00	201.60	USD	6,000	604,979	100.80	100.80	101.00	100.70	100.90
BYBLOS BANK PREFERRED SHARES 2009	2.00	201.60		2.00	96.00	201.60	USD	760	76,634	100.80	100.90	100.90	100.80	101.00
BQ.EUROPEENNE PR.M.O	51.40	87.38	62.00			105.40	USD	-	-	1.70	-	-	-	1.70
BQ.EUROPEENNE PR.M.O PREFERRED 20	0.35	35.00		0.35	100.00	35.00	USD	-	-	100.00	-	-	-	100.00
BLOM BANK GDR	73.90	864.58				864.58	USD	3,418	39,991	11.70	11.70	11.70	11.70	11.70
BLOM BANK	215.00	2304.80	215.00			2304.80	USD	35,000	375,150	10.72	10.75	10.75	10.70	10.70
BLOM BANK PREFERRED 2011	20.00	207.00		20.00	10.00	207.00	USD	-	-	10.35	-	-	-	10.35
RASAMNY-YOUNIS MOTORS CO	10.92	35.49	27.30			88.73	USD	-	-	3.25	-	-	-	3.25
HOLCIM Liban	19.52	219.56	19.52			219.56	USD	13,459	151,414	11.25	11.25	11.25	11.25	11.90
STE DES CIMENTS BLANCS B	6.00	18.84	6.00			18.84	USD	-	-	3.14	-	-	-	3.14
STE DES CIMENTS BLANCS N	3.00	4.71	3.00			4.71	USD	-	-	1.57	-	-	-	1.57

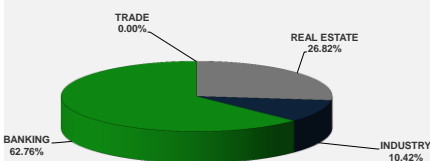
TOTAL EXECUTED	1,749.81	11,629.34	1,666.25			12,433.77		129,121	\$2,099,501					
-----------------------	-----------------	------------------	-----------------	--	--	------------------	--	----------------	--------------------	--	--	--	--	--

Official USD Closing 1607.5

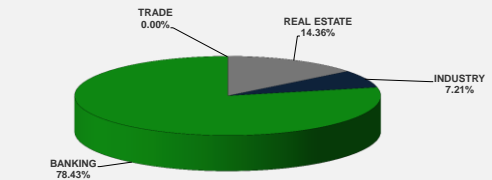
LEBANESE GLOBAL DEPOSITARY RECEIPTS	SHARES MM	BID \$	ASK \$	MID PRICE \$
BLOM BANK	73.90	11.50	11.70	11.60
BYBLOS BANK	1.31	78.00	0.00	78.00
SOLIDERE	9.09	8.82	9.00	8.91
AUDI BANK	116.24	6.35	6.47	6.41

STOCK INDEX	VALUE	PREVIOUS VALUE	% OF CHANGE
MARKET VALUE WEIGHTED INDEX	97.56	95.12	2.57%
NUMBER OF TRANSACTIONS	46		

BEIRUT STOCK EXCHANGE DAILY TRADING VOLUME



BEIRUT STOCK EXCHANGE DAILY TRADING VALUE \$



Disclaimer: The Capital Markets Authority (CMA) publishes reports for general information purposes only. However, under no circumstances the CMA will accept any responsibility or liability in connection with the use of the information provided in these reports or on this website.

MATURITY	CURRENCY	ISSUED AMOUNT (MM)	OUTSTANDING AMOUNT (MM)	COUPON	ISSUE P.	BID\$	ASK\$	MID. P	YIELD	SPREAD	DURATION	CONVEXITY
Lebanon / 20-07-2017	USD	300.00	75.00	3.750	100.000	99.750	99.875	99.750	5.151	4.188	0.171	0.058
Lebanon / 12-10-2017	USD	775.00	775.00	5.000	100.000	100.650	100.800	100.650	3.337	2.284	0.395	0.312
Lebanon / 27-12-2017	USD	950.00	65.00	5.000	100.000	99.625	99.875	99.625	6.061	4.570	0.342	0.342
Lebanon / 31-12-2017	USD	2,007.51	200.75	4.000	100.000	99.750	100.250	99.750	4.687	3.347	0.355	0.360
Lebanon / 07-03-2018	USD	700.00	70.00	5.000	100.000	98.750	100.750	98.750	7.338	5.474	0.532	0.601
Lebanon / 27-05-2018	USD	200.00	30.00	5.000	100.000	98.750	100.750	98.750	7.497	5.166	0.495	0.643
Lebanon / 12-06-2018	USD	700.00	700.00	5.150	100.000	101.125	103.125	101.125	4.059	2.940	1.014	1.560
Lebanon / 12-11-2018	USD	1,025.00	1,025.00	5.150	100.000	101.250	101.862	101.250	4.271	2.959	1.418	2.733
Lebanon / 28-11-2018	EUR	445.00	445.00	5.350	100.000	103.500	104.500	103.500	2.966	3.634	1.444	3.536
Lebanon / 23-04-2019	USD	500.00	500.00	6.750	100.000	101.875	103.875	101.875	4.473	3.168	1.817	4.280
Lebanon / 20-05-2019	USD	650.00	650.00	6.000	100.000	102.800	103.495	102.800	4.524	3.213	1.827	4.420
Lebanon / 28-11-2019	USD	1,500.00	1,500.00	5.450	100.000	101.250	101.900	101.250	4.917	3.410	2.283	6.629
Lebanon / 09-03-2020	USD	1,200.00	1,200.00	6.375	100.000	103.450	104.250	103.450	5.038	3.530	2.529	7.971
Lebanon / 14-04-2020	USD	700.00	700.00	5.800	100.000	101.850	102.300	101.850	5.105	3.594	2.638	8.563
Lebanon / 19-06-2020	USD	600.00	600.00	6.150	100.000	102.650	103.150	102.650	5.207	3.704	2.724	9.280
Lebanon / 12-04-2021	USD	2,092.47	2,092.47	8.250	100.000	110.150	110.912	110.150	5.331	3.828	3.330	13.650
Lebanon / 27-05-2022	USD	500.00	500.00	6.250	100.000	103.000	103.750	103.000	5.557	3.694	4.165	21.380
Lebanon / 04-10-2022	USD	1,540.00	1,540.00	6.100	100.000	102.600	103.250	102.600	5.535	3.662	4.547	24.762
Lebanon / 27-01-2023	USD	1,100.00	1,100.00	6.000	100.000	102.150	102.670	102.150	5.552	3.682	4.702	26.900
Lebanon / 26-05-2023	USD	500.00	500.00	6.400	100.000	103.000	103.750	103.000	5.802	3.654	4.825	28.860
Lebanon / 22-04-2024	USD	700.00	700.00	6.850	100.000	103.375	104.125	103.375	6.045	3.896	5.500	36.950
Lebanon / 04-11-2024	USD	500.00	538.47	6.250	100.000	100.600	101.250	100.600	6.148	3.991	5.890	42.277
Lebanon / 03-12-2024	USD	250.00	250.00	7.000	100.000	104.900	105.350	104.900	6.177	4.024	5.678	40.834
Lebanon / 26-02-2025	USD	800.00	800.00	6.200	100.000	99.750	100.650	99.750	6.239	4.077	6.015	44.701
Lebanon / 12-06-2025	USD	800.00	800.00	6.250	100.000	99.875	100.875	99.875	6.269	4.119	6.103	46.790
Lebanon / 27-11-2026	USD	1,600.00	1,600.00	6.800	100.000	101.250	101.800	101.250	6.422	4.072	6.807	59.763
Lebanon / 23-03-2027	USD	1,250.00	1,250.00	6.850	100.000	102.500	102.750	102.500	6.501	4.152	7.057	63.454
Lebanon / 29-11-2027	USD	1,000.00	1,000.00	6.750	100.000	101.650	102.150	101.650	6.530	4.180	7.264	69.150
Lebanon / 03-11-2028	USD	500.00	893.20	6.850	100.000	100.850	101.050	100.850	6.543	4.192	7.933	81.050
Lebanon / 25-05-2029	USD	1,000.00	1,000.00	6.850	100.000	101.750	102.500	101.750	6.636	4.289	7.902	83.660
Lebanon / 26-02-2030	USD	1,400.00	1,400.00	6.850	100.000	100.100	100.850	100.100	6.637	4.278	8.406	93.738
Lebanon / 22-04-2031	USD	300.00	300.00	7.000	100.000	101.250	102.000	101.250	6.858	4.511	8.813	104.480
Lebanon / 23-03-2032	USD	1,000.00	1,000.00	7.000	100.000	101.380	102.090	101.380	6.849	4.500	9.106	113.500
Lebanon / 02-11-2035	USD	600.00	600.00	7.050	100.000	99.900	101.170	99.900	7.059	4.712	10.232	149.680
Lebanon / 23-03-2037	USD	750.00	750.00	7.250	100.000	101.200	101.450	101.200	7.135	4.784	10.391	159.115
TOTAL PUBLIC SECTOR EUROBONDS		30,482.551	27,197.45									

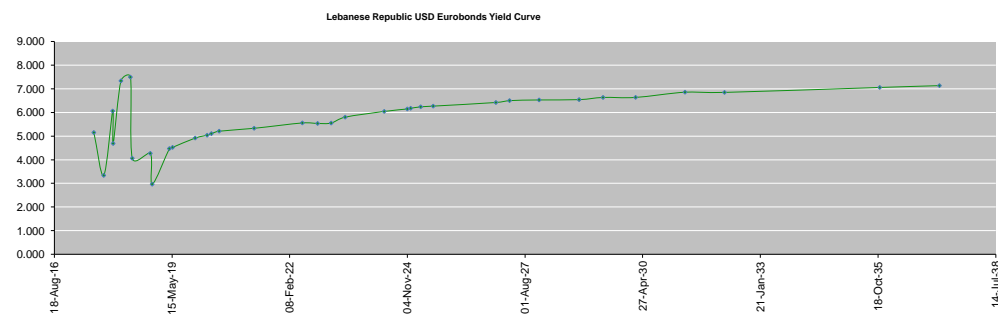
EURO CDS
Not Available

MATURITY	SIZE MM	TYPE	COUPON	Issue P.	BID \$	Ask \$	MID. P	YIELD	SPREAD	DURATION	CONVEXITY
BANK MED S.A.L/14-12-2017	USD 500	Euro CD	5.38	99.46	102.23	102.29	102.23	1.46	0.41	0.56	0.59
BANK BYBLOS S.A.L/21-06-2021	USD 300	Note	7	100	102.24	102.61	102.24	6.37	4.50	3.44	14.70

World Yields in Native Terms	O/N	3 Months	6 Months	9 Months	1 Year	2 Years	3 Years	5 Years	7 Years	10 Years	30 Years
EUR	-	-0.91	-0.72	-0.68	-0.68	-0.66	-0.60	-0.30	0.00	0.44	1.26
U.S.A	-	0.91	1.04	--	1.11	1.31	1.50	1.87	2.15	2.35	3.02
U.K	-	0.18	0.20	--	0.14	0.15	0.23	0.55	0.80	1.16	1.80
Japan	-	-0.13	-0.13	-0.13	-0.17	-0.16	-0.14	-0.11	-0.06	0.05	0.84

Libor	USD	EUR	JPY	GBP
1 Months	1.00	-0.40	-0.02	0.26
2 Months	1.08	-0.38	-0.01	0.28
3 Months	1.18	-0.37	-0.01	0.32
6 Months	1.42	-0.27	0.02	0.45
1 Year	1.75	-0.14	0.13	0.66

Spot Rates	Bid	Ask
Lebanese Pound	1505.70	1510.70
Euro	1.11	1.1071
British Sterling Pound	1.29	1.2892
Japanese Yen	113.49	113.5300
Gold	1235.28	1235.42



Disclaimer: The Capital Markets Authority (CMA) publishes reports for general information purposes only. However, under no circumstances the CMA will accept any responsibility or liability in connection with the use of the information provided in these reports or on this website.

Contact us by email: research@cma.gov.lb