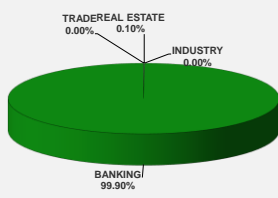


LISTED COMPANIES	LISTED SHARES	MARKET CAP.	TOTAL ORDINARY SHARES	PREFERRED SHARES	PREFERRED SHARES ISSUE PRICE	TOTAL MARKET CAP.	CUR.	TRADED VOLUME	TRADED VALUE	CLOSING PRICE	OPEN PRICE	HIGH PRICE	LOW PRICE	PREVIOUS PRICE
	(MM)	(MM \$)	(MM)	(MM)	USD	(MM \$)								
SOLIDERE A	100.00	878.00	100.00			878.00	USD	6,941	60,423	8.78	8.85	8.85	8.53	8.69
SOLIDERE B	65.00	552.50	65.00			552.50	USD	1,111	9,429	8.50	8.35	8.80	8.35	8.61
BQ.LIB. POUR LE COMMERCE	51.03	50.52	152.70			151.17	USD	-	-	0.99	-	-	-	0.99
BQ.LIB. POUR LE COMMERCE PRAF. "B"	0.55	55.00		0.55		55.00	USD	-	-	100.00	-	-	-	100.00
BQ.LIB. POUR LE COMMERCE PRAF. "C"	0.35	35.00		0.35		35.00	USD	500	50,000	100.00	100.00	100.00	100.00	100.00
BQ.LIB. POUR LE COMMERCE PRAF. "D"	0.75	75.00		0.75		75.00	USD	400	40,000	100.00	100.00	100.00	100.00	100.00
BANQUE AUDI	399.75	2438.47	399.75			2438.47	USD	8,145,793	49,689,281	6.10	6.10	6.10	6.09	6.10
BANQUE AUDI GDR	116.24	739.27				739.27	USD	37,386	237,596	6.36	6.35	6.40	6.35	6.35
BANQUE AUDI PREFERRED "F"	1.50	156.00		1.50	100.00	156.00	USD	-	-	104.00	-	-	-	104.00
BANQUE AUDI PREFERRED "G"	1.50	150.30		1.50	100.00	150.30	USD	-	-	100.20	-	-	-	100.20
BANQUE AUDI PREFERRED "H"	0.75	75.30		0.75	100.00	75.30	USD	-	-	100.40	-	-	-	100.40
BANQUE AUDI PREFERRED "I"	2.50	251.25		2.50	100.00	251.25	USD	-	-	100.50	-	-	-	100.50
BANK OF BEIRUT	16.82	316.26	50.47			948.79	USD	-	-	18.80	-	-	-	18.80
BANK OF BEIRUT PRIORITY	4.76	100.00				100.00	USD	-	-	21.00	-	-	-	21.00
BANK OF BEIRUT PREFERRED SHARES "H"	5.40	135.81		5.40	25.00	135.81	USD	-	-	25.15	-	-	-	25.15
BANK OF BEIRUT PREFERRED SHARES "I"	5.00	125.75		5.00	25.00	125.75	USD	-	-	25.15	-	-	-	25.15
BANK OF BEIRUT PREFERRED SHARES "J"	3.00	78.75		3.00	25.00	78.75	USD	-	-	26.25	-	-	-	26.25
BANK OF BEIRUT PREFERRED SHARES "K"	4.00	100.60		4.00	25.00	100.60	USD	1,800	45,270	25.15	25.15	25.15	25.15	25.15
BYBLOS BANK	565.52	938.75	565.52			938.75	USD	5,334	8,854	1.66	1.66	1.66	1.66	1.68
BYBLOS BANK GDR	1.31	104.73				104.73	USD	-	-	80.00	-	-	-	80.00
BYBLOS BANK PREFERRED SHARES 2008	2.00	201.60		2.00	100.00	201.60	USD	2,500	252,100	100.80	100.90	100.90	100.80	100.70
BYBLOS BANK PREFERRED SHARES 2009	2.00	201.80		2.00	96.00	201.80	USD	2,998	302,498	100.90	101.30	101.30	100.80	100.70
BQ.EUROPEENNE PR.M.O	51.40	87.38	62.00			105.40	USD	-	-	1.70	-	-	-	1.70
BQ.EUROPEENNE PR.M.O PREFERRED 20	0.35	35.00		0.35	100.00	35.00	USD	-	-	100.00	-	-	-	100.00
BLOM BANK GDR	73.90	864.58				864.58	USD	36,341	425,305	11.70	11.70	11.80	11.65	11.70
BLOM BANK	215.00	2300.50	215.00			2300.50	USD	1,500	16,050	10.70	10.70	10.70	10.70	10.71
BLOM BANK PREFERRED 2011	20.00	207.00		20.00	10.00	207.00	USD	-	-	10.35	-	-	-	10.35
RASAMNY-YOUNIS MOTORS CO	10.92	35.49	27.30			88.73	USD	-	-	3.25	-	-	-	3.25
HOLCIM Liban	19.52	241.22	19.52			241.22	USD	-	-	12.36	-	-	-	12.36
STE DES CIMENTS BLANCS B	6.00	18.84	6.00			18.84	USD	-	-	3.14	-	-	-	3.14
STE DES CIMENTS BLANCS N	3.00	4.71	3.00			4.71	USD	-	-	1.57	-	-	-	1.57
TOTAL EXECUTED	1,749.81	11,555.39	1,666.25			12,359.82		8,242,604	\$51,136,806					
Official USD Closing		1507.5												

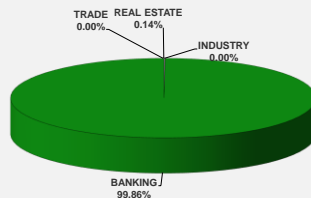
LEBANESE GLOBAL DEPOSITARY RECEIPTS	SHARES MM	BID \$	ASK \$	MID PRICE \$
BLOM BANK	73.90	11.60	11.70	11.65
BYBLOS BANK	1.31	78.00	0.00	78.00
SOLIDERE	9.09	8.36	9.00	8.68
AUDI BANK	116.24	6.37	6.45	6.41

STOCK INDEX	VALUE	PREVIOUS VALUE	% OF CHANGE
MARKET VALUE WEIGHTED INDEX	95.27	95.16	0.12%
NUMBER OF TRANSACTIONS	56		

BEIRUT STOCK EXCHANGE DAILY TRADING VOLUME



BEIRUT STOCK EXCHANGE DAILY TRADING VALUE \$



Disclaimer: The Capital Markets Authority (CMA) publishes reports for general information purposes only. However, under no circumstances the CMA will accept any responsibility or liability in connection with the use of the information provided in these reports or on this website.

MATURITY	CURRENCY	ISSUED AMOUNT (MM)	OUTSTANDING AMOUNT (MM)	COUPON	ISSUE P.	BID\$	ASK\$	MID. P	YIELD	SPREAD	DURATION	CONVEXITY
Lebanon / 20-07-2017	USD	300.00	75.00	3.750	100.000	99.750	99.875	99.750	5.275	4.298	0.157	0.049
Lebanon / 12-10-2017	USD	775.00	775.00	5.000	100.000	100.620	100.880	100.620	3.354	2.309	0.382	0.291
Lebanon / 27-12-2017	USD	950.00	65.00	5.000	100.000	99.625	99.875	99.625	6.106	4.605	0.329	0.327
Lebanon / 31-12-2017	USD	2,007.51	200.75	4.000	100.000	99.688	100.438	99.688	4.895	3.474	0.342	0.344
Lebanon / 07-03-2018	USD	700.00	70.00	5.000	100.000	98.750	100.750	98.750	7.397	5.523	0.518	0.580
Lebanon / 27-05-2018	USD	200.00	30.00	5.000	100.000	98.750	100.750	98.750	7.568	5.211	0.481	0.623
Lebanon / 12-06-2018	USD	700.00	700.00	5.150	100.000	100.875	102.875	100.875	4.288	3.194	0.999	1.520
Lebanon / 12-11-2018	USD	1,025.00	1,025.00	5.150	100.000	100.803	101.446	100.803	4.577	3.297	1.402	2.680
Lebanon / 28-11-2018	EUR	445.00	445.00	5.350	100.000	103.000	104.000	103.000	3.277	3.948	1.426	3.464
Lebanon / 23-04-2019	USD	500.00	500.00	6.750	100.000	100.250	101.250	100.250	5.358	4.067	1.793	4.170
Lebanon / 20-05-2019	USD	650.00	650.00	6.000	100.000	102.100	102.750	102.100	4.880	3.610	1.863	4.470
Lebanon / 28-11-2019	USD	1,500.00	1,500.00	5.450	100.000	100.500	101.200	100.500	5.235	3.786	2.265	6.538
Lebanon / 09-03-2020	USD	1,200.00	1,200.00	6.375	100.000	102.600	103.120	102.600	5.357	3.904	2.510	7.862
Lebanon / 14-04-2020	USD	700.00	700.00	5.800	100.000	101.050	101.650	101.050	5.400	3.940	2.621	8.460
Lebanon / 19-06-2020	USD	600.00	600.00	6.150	100.000	101.250	102.250	101.250	5.699	4.235	2.703	9.150
Lebanon / 12-04-2021	USD	2,092.47	2,092.47	8.250	100.000	108.645	109.343	108.645	5.734	4.287	3.306	13.480
Lebanon / 27-05-2022	USD	500.00	500.00	6.250	100.000	101.250	102.250	101.250	5.958	4.164	4.137	21.140
Lebanon / 04-10-2022	USD	1,540.00	1,540.00	6.100	100.000	101.400	102.350	101.400	5.793	4.011	4.525	24.550
Lebanon / 27-01-2023	USD	1,100.00	1,100.00	6.000	100.000	101.000	101.920	101.000	5.789	4.008	4.679	26.680
Lebanon / 26-05-2023	USD	500.00	500.00	6.400	100.000	103.000	104.000	103.000	5.801	3.743	4.813	28.730
Lebanon / 22-04-2024	USD	700.00	700.00	6.650	100.000	102.170	103.570	102.170	6.257	4.205	5.476	36.680
Lebanon / 04-11-2024	USD	500.00	538.47	6.250	100.000	99.650	100.400	99.650	6.309	4.266	5.865	41.982
Lebanon / 03-12-2024	USD	250.00	250.00	7.000	100.000	104.120	104.700	104.120	6.304	4.257	5.655	40.568
Lebanon / 26-02-2025	USD	800.00	800.00	6.200	100.000	99.100	99.850	99.100	6.347	4.294	5.991	44.417
Lebanon / 12-06-2025	USD	800.00	800.00	6.250	100.000	98.959	99.959	98.959	6.417	4.367	6.075	46.460
Lebanon / 27-11-2026	USD	1,600.00	1,600.00	6.600	100.000	100.050	100.750	100.050	6.593	4.353	6.772	59.300
Lebanon / 23-03-2027	USD	1,250.00	1,250.00	6.850	100.000	100.550	101.820	100.550	6.771	4.528	7.016	62.897
Lebanon / 29-11-2027	USD	1,000.00	1,000.00	6.750	100.000	100.250	101.000	100.250	6.716	4.478	7.223	68.570
Lebanon / 03-11-2028	USD	500.00	893.20	6.650	100.000	98.950	100.100	98.950	6.783	4.540	7.888	80.341
Lebanon / 25-05-2029	USD	1,000.00	1,000.00	6.850	100.000	100.000	101.000	100.000	6.850	4.598	7.846	82.810
Lebanon / 26-02-2030	USD	1,400.00	1,400.00	6.650	100.000	98.700	99.450	98.700	6.802	4.558	8.354	92.891
Lebanon / 22-04-2031	USD	300.00	300.00	7.000	100.000	100.550	101.200	100.550	6.937	4.692	8.777	103.850
Lebanon / 23-03-2032	USD	1,000.00	1,000.00	7.000	100.000	100.350	101.200	100.350	6.960	4.718	9.061	112.677
Lebanon / 02-11-2035	USD	600.00	600.00	7.050	100.000	98.950	99.930	98.950	7.153	4.917	10.171	148.366
Lebanon / 23-03-2037	USD	750.00	750.00	7.250	100.000	99.700	100.000	99.700	7.277	5.037	10.306	157.218
TOTAL PUBLIC SECTOR EUROBONDS		30,487.757	27,202.66									

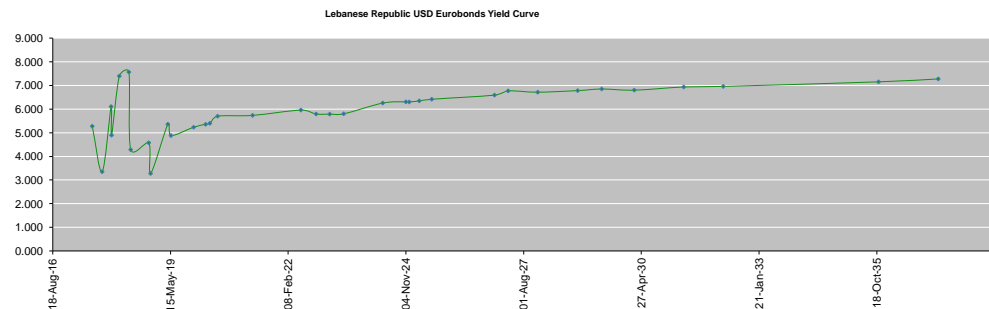
EURO CDS
Not Available

MATURITY	SIZE MM	TYPE	COUPON	Issue P.	BID \$	Ask \$	MID. P	YIELD	SPREAD	DURATION	CONVEXITY
BANK MED S.A.L/14-12-2017	USD 500	Euro CD	5.38	99.46	102.19	102.25	102.19	1.44	0.43	0.54	0.57
BANK BYBLOS S.A.L/21-06-2021	USD 300	Note	7	100	102.56	102.92	102.56	6.28	4.50	3.43	14.62

World Yields in Native Terms	O/N	3 Months	6 Months	9 Months	1 Year	2 Years	3 Years	5 Years	7 Years	10 Years	30 Years
EUR	-	-0.90	-0.72	-0.67	-0.69	-0.68	-0.63	-0.36	-0.07	0.36	1.19
U.S.A	-	0.92	1.03	--	1.09	1.27	1.45	1.78	2.05	2.24	2.91
U.K	-	0.18	0.20	--	0.13	0.12	0.20	0.51	0.74	1.08	1.70
Japan	-	-0.13	-0.13	-0.12	-0.16	-0.16	-0.14	-0.12	-0.06	0.04	0.80

Libor	USD	EUR	JPY	GBP
1 Months	1.01	-0.40	-0.02	0.25
2 Months	1.08	-0.39	-0.02	0.27
3 Months	1.17	-0.37	-0.01	0.31
6 Months	1.40	-0.28	0.02	0.45
1 Year	1.70	-0.14	0.13	0.66

Spot Rates	Bid	Ask
Lebanese Pound	1505.70	1510.70
Euro	1.12	1.1190
British Sterling Pound	1.30	1.3016
Japanese Yen	111.13	111.1600
Gold	1255.18	1255.32



Disclaimer: The Capital Markets Authority (CMA) publishes reports for general information purposes only. However, under no circumstances the CMA will accept any responsibility or liability in connection with the use of the information provided in these reports or on this website.

Contact us by email: research@cma.gov.lb