

LISTED COMPANIES	LISTED SHARES	MARKET CAP.	TOTAL ORDINARY SHARES	PREFERRED SHARES	PREFERRED SHARES ISSUE PRICE	TOTAL MARKET CAP.	CUR.	TRADED VOLUME	TRADED VALUE	CLOSING PRICE	OPEN PRICE	HIGH PRICE	LOW PRICE	PREVIOUS PRICE
	(MM)	(MM \$)	(MM)	(MM)	USD	(MM \$)								
SOLIDERE A	100.00	882.00	100.00			882.00	USD	16,031	143,863	8.82	8.75	9.07	8.75	8.78
SOLIDERE B	65.00	553.15	65.00			553.15	USD	18,838	160,243	8.51	8.50	8.97	8.50	8.50
BQ.LIB. POUR LE COMMERCE	51.03	50.52	152.70			151.17	USD	-	-	0.99	-	-	-	0.99
BQ.LIB. POUR LE COMMERCE PEF. "B"	0.55	55.00		0.55		55.00	USD	-	-	100.00	-	-	-	100.00
BQ.LIB. POUR LE COMMERCE PEF. "C"	0.35	35.00		0.35		35.00	USD	-	-	100.00	-	-	-	100.00
BQ.LIB. POUR LE COMMERCE PEF. "D"	0.75	75.00		0.75		75.00	USD	-	-	100.00	-	-	-	100.00
BANQUE AUDI	399.75	2438.47	399.75			2438.47	USD	15,900	96,990	6.10	6.10	6.10	6.10	6.10
BANQUE AUDI GDR	116.24	734.62				734.62	USD	13,220	83,562	6.32	6.35	6.35	6.30	6.36
BANQUE AUDI PREFERRED "F"	1.50	156.00		1.50	100.00	156.00	USD	-	-	104.00	-	-	-	104.00
BANQUE AUDI PREFERRED "G"	1.50	150.75		1.50	100.00	150.75	USD	2,380	239,152	100.50	100.40	100.50	100.40	100.20
BANQUE AUDI PREFERRED "H"	0.75	75.38		0.75	100.00	75.38	USD	1,200	120,600	100.50	100.50	100.50	100.50	100.40
BANQUE AUDI PREFERRED "I"	2.50	251.25		2.50	100.00	251.25	USD	-	-	100.50	-	-	-	100.50
BANK OF BEIRUT	16.82	316.26	50.47			948.79	USD	-	-	18.80	-	-	-	18.80
BANK OF BEIRUT PRIORITY	4.76	100.00				100.00	USD	-	-	21.00	-	-	-	21.00
BANK OF BEIRUT PREFERRED SHARES "H"	5.40	135.81		5.40	25.00	135.81	USD	400	10,060	25.15	25.15	25.15	25.15	25.15
BANK OF BEIRUT PREFERRED SHARES "I"	5.00	125.75		5.00	25.00	125.75	USD	-	-	25.15	-	-	-	25.15
BANK OF BEIRUT PREFERRED SHARES "J"	3.00	78.75		3.00	25.00	78.75	USD	-	-	26.25	-	-	-	26.25
BANK OF BEIRUT PREFERRED SHARES "K"	4.00	100.60		4.00	25.00	100.60	USD	7,300	183,595	25.15	25.15	25.15	25.15	25.15
BYBLOS BANK	565.52	938.75	565.52			938.75	USD	-	-	1.66	-	-	-	1.66
BYBLOS BANK GDR	1.31	104.73				104.73	USD	-	-	80.00	-	-	-	80.00
BYBLOS BANK PREFERRED SHARES 2008	2.00	201.60		2.00	100.00	201.60	USD	-	-	100.80	-	-	-	100.80
BYBLOS BANK PREFERRED SHARES 2009	2.00	203.00		2.00	96.00	203.00	USD	200	20,300	101.50	101.50	101.50	101.50	100.90
BQ.EUROPEENNE PR.M.O	51.40	87.38	62.00			105.40	USD	-	-	1.70	-	-	-	1.70
BQ.EUROPEENNE PR.M.O PREFERRED 20	0.35	35.00		0.35	100.00	35.00	USD	-	-	100.00	-	-	-	100.00
BLOM BANK GDR	73.90	860.89				860.89	USD	1,575	18,349	11.65	11.65	11.65	11.65	11.70
BLOM BANK	215.00	2300.50	215.00			2300.50	USD	200	2,140	10.70	10.70	10.70	10.70	10.70
BLOM BANK PREFERRED 2011	20.00	207.00		20.00	10.00	207.00	USD	-	-	10.35	-	-	-	10.35
RASAMNY-YOUNIS MOTORS CO	10.92	35.49	27.30			88.73	USD	-	-	3.25	-	-	-	3.25
HOLCIM Liban	19.52	241.22	19.52			241.22	USD	-	-	12.36	-	-	-	12.36
STE DES CIMENTS BLANCS B	6.00	18.84	6.00			18.84	USD	-	-	3.14	-	-	-	3.14
STE DES CIMENTS BLANCS N	3.00	4.71	3.00			4.71	USD	-	-	1.57	-	-	-	1.57

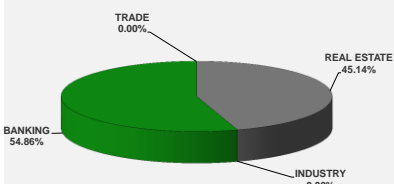
TOTAL EXECUTED 1,749.81 11,553.43 1,666.25 12,357.86 77,244 \$1,078,854

Official USD Closing 1507.5

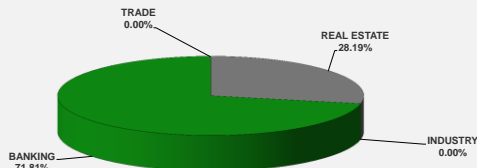
LEBANESE GLOBAL DEPOSITARY RECEIPTS	SHARES MM	BID \$	ASK \$	MID PRICE \$
BLOM BANK	73.90	11.50	11.70	11.60
BYBLOS BANK	1.31	78.00	0.00	78.00
SOLIDERE	9.09	8.55	9.50	9.03
AUDI BANK	116.24	6.35	6.50	6.43

STOCK INDEX	VALUE	PREVIOUS VALUE	% OF CHANGE
MARKET VALUE WEIGHTED INDEX	95.56	95.27	0.30%
NUMBER OF TRANSACTIONS	36		

BEIRUT STOCK EXCHANGE DAILY TRADING VOLUME



BEIRUT STOCK EXCHANGE DAILY TRADING VALUE \$



Disclaimer: The Capital Markets Authority (CMA) publishes reports for general information purposes only. However, under no circumstances the CMA will accept any responsibility or liability in connection with the use of the information provided in these reports or on this website.

MATURITY	CURRENCY	ISSUED AMOUNT (MM)	OUTSTANDING AMOUNT (MM)	COUPON	ISSUE P.	BID\$	ASK\$	MID. P	YIELD	SPREAD	DURATION	CONVEXITY
Lebanon / 20-07-2017	USD	300.00	75.00	3.750	100.000	99.750	99.875	99.750	5.302	4.323	0.154	0.048
Lebanon / 12-10-2017	USD	775.00	775.00	5.000	100.000	100.600	100.880	100.600	3.395	2.349	0.379	0.287
Lebanon / 27-12-2017	USD	950.00	65.00	5.000	100.000	99.625	99.875	99.625	6.115	4.598	0.326	0.324
Lebanon / 31-12-2017	USD	2,007.51	200.75	4.000	100.000	99.688	100.438	99.688	4.903	3.474	0.339	0.341
Lebanon / 07-03-2018	USD	700.00	70.00	5.000	100.000	98.750	100.750	98.750	7.410	5.518	0.516	0.576
Lebanon / 27-05-2018	USD	200.00	30.00	5.000	100.000	98.750	100.750	98.750	7.582	5.205	0.478	0.619
Lebanon / 12-06-2018	USD	700.00	700.00	5.150	100.000	100.625	102.625	100.625	4.531	3.426	0.995	1.510
Lebanon / 12-11-2018	USD	1,025.00	1,025.00	5.150	100.000	100.870	101.380	100.870	4.529	3.240	1.399	2.671
Lebanon / 28-11-2018	EUR	445.00	445.00	5.350	100.000	102.000	103.000	102.000	3.946	4.620	1.414	3.409
Lebanon / 23-04-2019	USD	500.00	500.00	6.750	100.000	100.250	101.250	100.250	5.358	4.063	1.790	4.160
Lebanon / 20-05-2019	USD	650.00	650.00	6.000	100.000	101.250	102.250	101.250	5.329	4.037	1.857	4.440
Lebanon / 28-11-2019	USD	1,500.00	1,500.00	5.450	100.000	100.400	101.050	100.400	5.278	3.813	2.262	6.521
Lebanon / 09-03-2020	USD	1,200.00	1,200.00	6.375	100.000	102.800	103.300	102.800	5.279	3.810	2.509	7.854
Lebanon / 14-04-2020	USD	700.00	700.00	5.800	100.000	100.850	101.600	100.850	5.475	4.007	2.617	8.440
Lebanon / 19-06-2020	USD	600.00	600.00	6.150	100.000	101.250	102.250	101.250	5.699	4.232	2.701	9.140
Lebanon / 12-04-2021	USD	2,092.47	2,092.47	8.250	100.000	108.700	109.461	108.700	5.717	4.251	3.304	13.470
Lebanon / 27-05-2022	USD	500.00	500.00	6.250	100.000	101.250	102.250	101.250	5.957	4.159	4.134	21.110
Lebanon / 04-10-2022	USD	1,540.00	1,540.00	6.100	100.000	101.350	102.560	101.350	5.804	4.003	4.523	24.531
Lebanon / 27-01-2023	USD	1,100.00	1,100.00	6.000	100.000	101.000	102.000	101.000	5.789	3.988	4.676	26.650
Lebanon / 26-05-2023	USD	500.00	500.00	6.400	100.000	102.750	103.750	102.750	5.850	3.787	4.808	28.680
Lebanon / 22-04-2024	USD	700.00	700.00	6.850	100.000	102.500	103.500	102.500	6.198	4.134	5.475	36.670
Lebanon / 04-11-2024	USD	500.00	538.47	6.250	100.000	100.250	101.250	100.250	6.207	4.142	5.871	42.054
Lebanon / 03-12-2024	USD	250.00	250.00	7.000	100.000	104.375	105.375	104.375	6.262	4.196	5.659	40.606
Lebanon / 26-02-2025	USD	800.00	800.00	6.200	100.000	99.500	100.500	99.500	6.280	4.213	5.996	44.467
Lebanon / 12-06-2025	USD	800.00	800.00	6.250	100.000	98.920	99.920	98.920	6.423	4.363	6.072	46.420
Lebanon / 27-11-2026	USD	1,600.00	1,600.00	6.800	100.000	100.000	100.900	100.000	6.600	4.351	6.771	59.275
Lebanon / 23-03-2027	USD	1,250.00	1,250.00	6.850	100.000	100.500	101.500	100.500	6.778	4.528	7.010	62.811
Lebanon / 29-11-2027	USD	1,000.00	1,000.00	6.750	100.000	99.940	100.950	99.940	6.758	4.511	7.217	68.480
Lebanon / 03-11-2028	USD	500.00	893.20	6.850	100.000	99.250	100.250	99.250	6.744	4.495	7.890	80.375
Lebanon / 25-05-2029	USD	1,000.00	1,000.00	6.850	100.000	100.250	101.250	100.250	6.819	4.571	7.850	82.860
Lebanon / 26-02-2030	USD	1,400.00	1,400.00	6.850	100.000	99.250	100.250	99.250	6.737	4.485	8.370	93.143
Lebanon / 22-04-2031	USD	300.00	300.00	7.000	100.000	100.500	101.500	100.500	6.942	4.693	8.778	103.860
Lebanon / 23-03-2032	USD	1,000.00	1,000.00	7.000	100.000	100.250	101.250	100.250	6.971	4.722	9.058	112.613
Lebanon / 02-11-2035	USD	600.00	600.00	7.050	100.000	99.500	100.500	99.500	7.098	4.849	10.193	148.841
Lebanon / 23-03-2037	USD	750.00	750.00	7.250	100.000	99.500	100.500	99.500	7.297	5.048	10.311	157.327
TOTAL PUBLIC SECTOR EUROBONDS		30,490.294	27,205.20									

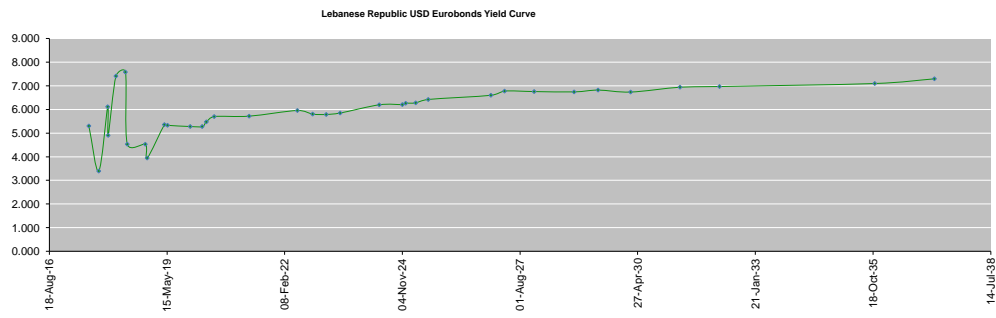
EURO CDS
Not Available

MATURITY	SIZE MM	TYPE	COUPON	Issue P.	BID \$	Ask \$	MID. P	YIELD	SPREAD	DURATION	CONVEXITY
BANK MED S.A.L/14-12-2017	USD 500	Euro CD	5.38	99.46	102.18	102.23	102.18	1.46	0.44	0.54	0.57
BANK BYBLOS S.A.L/21-06-2021	USD 300	Note	7	100	102.49	102.85	102.49	6.30	4.50	3.42	14.59

World Yields in Native Terms	O/N	3 Months	6 Months	9 Months	1 Year	2 Years	3 Years	5 Years	7 Years	10 Years	30 Years
EUR	-	-0.91	-0.72	-0.69	-0.69	-0.68	-0.62	-0.33	-0.03	0.40	1.23
U.S.A	-	0.92	1.03	-	1.10	1.29	1.46	1.79	2.06	2.25	2.90
U.K	-	0.18	0.20	-	0.11	0.11	0.18	0.51	0.75	1.09	1.71
Japan	-	-0.13	-0.13	-0.13	-0.16	-0.16	-0.14	-0.12	-0.05	0.05	0.81

Libor	USD	EUR	JPY	GBP
1 Months	1.02	-0.40	-0.02	0.25
2 Months	1.10	-0.39	-0.01	0.27
3 Months	1.19	-0.37	-0.01	0.30
6 Months	1.42	-0.28	0.02	0.45
1 Year	1.72	-0.15	0.13	0.66

Spot Rates	Bid	Ask
Lebanese Pound	1506.70	1511.70
Euro	1.12	1.1244
British Sterling Pound	1.30	1.3012
Japanese Yen	111.23	111.2800
Gold	1258.41	1259.18



Disclaimer: The Capital Markets Authority (CMA) publishes reports for general information purposes only. However, under no circumstances the CMA will accept any responsibility or liability in connection with the use of the information provided in these reports or on this website.

Contact us by email: research@cma.gov.lb