

LISTED COMPANIES	LISTED SHARES	MARKET CAP.	TOTAL ORDINARY SHARES	PREFERRED SHARES	PREFERRED SHARES ISSUE PRICE	TOTAL MARKET CAP.	CUR.	TRADED VOLUME	TRADED VALUE	CLOSING PRICE	OPEN PRICE	HIGH PRICE	LOW PRICE	PREVIOUS PRICE
	(MM)	(MM \$)	(MM)	(MM)	USD	(MM \$)								
SOLIDERE A	100.00	885.00	100.00			885.00	USD	2,750	24,325	8.85	8.80	8.92	8.75	8.82
SOLIDERE B	65.00	551.20	65.00			551.20	USD	7,173	60,887	8.48	8.51	8.74	8.45	8.51
BQ.LIB. POUR LE COMMERCE	51.03	50.52	152.70			151.17	USD	-	-	0.99	-	-	-	0.99
BQ.LIB. POUR LE COMMERCE PEF. "B"	0.55	55.00		0.55		55.00	USD	-	-	100.00	-	-	-	100.00
BQ.LIB. POUR LE COMMERCE PEF. "C"	0.35	35.00		0.35		35.00	USD	-	-	100.00	-	-	-	100.00
BQ.LIB. POUR LE COMMERCE PEF. "D"	0.75	75.00		0.75		75.00	USD	-	-	100.00	-	-	-	100.00
BANQUE AUDI	399.75	2406.49	399.75			2406.49	USD	26,662	160,352	6.02	6.00	6.10	6.00	6.10
BANQUE AUDI GDR	116.24	726.49				726.49	USD	15,900	99,375	6.25	6.25	6.25	6.25	6.32
BANQUE AUDI PREFERRED "F"	1.50	156.00		1.50	100.00	156.00	USD	-	-	104.00	-	-	-	104.00
BANQUE AUDI PREFERRED "G"	1.50	150.75		1.50	100.00	150.75	USD	-	-	100.50	-	-	-	100.50
BANQUE AUDI PREFERRED "H"	0.75	75.38		0.75	100.00	75.38	USD	-	-	100.50	-	-	-	100.50
BANQUE AUDI PREFERRED "I"	2.50	251.25		2.50	100.00	251.25	USD	-	-	100.50	-	-	-	100.50
BANK OF BEIRUT	16.82	316.26	50.47			948.79	USD	-	-	18.80	-	-	-	18.80
BANK OF BEIRUT PRIORITY	4.76	100.00				100.00	USD	-	-	21.00	-	-	-	21.00
BANK OF BEIRUT PREFERRED SHARES "H"	5.40	135.81		5.40	25.00	135.81	USD	-	-	25.15	-	-	-	25.15
BANK OF BEIRUT PREFERRED SHARES "I"	5.00	125.75		5.00	25.00	125.75	USD	-	-	25.15	-	-	-	25.15
BANK OF BEIRUT PREFERRED SHARES "J"	3.00	78.75		3.00	25.00	78.75	USD	-	-	26.25	-	-	-	26.25
BANK OF BEIRUT PREFERRED SHARES "K"	4.00	100.60		4.00	25.00	100.60	USD	-	-	25.15	-	-	-	25.15
BYBLOS BANK	565.52	887.86	565.52			887.86	USD	513,912	815,947	1.57	1.65	1.67	1.57	1.66
BYBLOS BANK GDR	1.31	104.73				104.73	USD	-	-	80.00	-	-	-	80.00
BYBLOS BANK PREFERRED SHARES 2008	2.00	203.00		2.00	100.00	203.00	USD	750	76,125	101.50	101.50	101.50	101.50	100.80
BYBLOS BANK PREFERRED SHARES 2009	2.00	203.20		2.00	96.00	203.20	USD	668	67,870	101.60	101.60	102.00	101.60	101.50
BQ.EUROPEENNE PR.M.O	51.40	87.38	62.00			105.40	USD	-	-	1.70	-	-	-	1.70
BQ.EUROPEENNE PR.M.O PREFERRED 20	0.35	35.00		0.35	100.00	35.00	USD	-	-	100.00	-	-	-	100.00
BLOM BANK GDR	73.90	864.58				864.58	USD	1,452	16,988	11.70	11.70	11.70	11.70	11.65
BLOM BANK	215.00	2300.50	215.00			2300.50	USD	6,571,220	70,303,392	10.70	10.75	10.75	10.35	10.70
BLOM BANK PREFERRED 2011	20.00	207.00		20.00	10.00	207.00	USD	-	-	10.35	-	-	-	10.35
RASAMNY-YOUNIS MOTORS CO	10.92	35.49	27.30			88.73	USD	-	-	3.25	-	-	-	3.25
HOLCIM Liban	19.52	241.22	19.52			241.22	USD	-	-	12.36	-	-	-	12.36
STE DES CIMENTS BLANCS B	6.00	18.84	6.00			18.84	USD	-	-	3.14	-	-	-	3.14
STE DES CIMENTS BLANCS N	3.00	4.71	3.00			4.71	USD	-	-	1.57	-	-	-	1.57

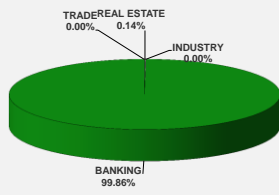
TOTAL EXECUTED 1,749.81 11,468.76 1,666.25 12,273.19 7,140,487 \$71,625,261

Official USD Closing 1607.5

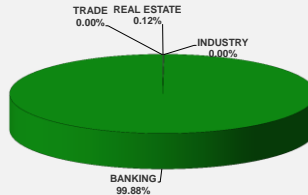
LEBANESE GLOBAL DEPOSITORY RECEIPTS	SHARES MM	BID \$	ASK \$	MID PRICE \$
BLOM BANK	73.90	11.50	11.90	11.70
BYBLOS BANK	1.31	77.00	0.00	77.00
SOLIDERE	9.09	8.55	9.30	8.93
AUDI BANK	116.24	6.25	6.30	6.28

STOCK INDEX	VALUE	PREVIOUS VALUE	% OF CHANGE
MARKET VALUE WEIGHTED INDEX	95.55	95.56	-0.01%
NUMBER OF TRANSACTIONS	49		

BEIRUT STOCK EXCHANGE DAILY TRADING VOLUME



BEIRUT STOCK EXCHANGE DAILY TRADING VALUE \$



Disclaimer: The Capital Markets Authority (CMA) publishes reports for general information purposes only. However, under no circumstances the CMA will accept any responsibility or liability in connection with the use of the information provided in these reports or on this website.

MATURITY	CURRENCY	ISSUED AMOUNT (MM)	OUTSTANDING AMOUNT (MM)	COUPON	ISSUE P.	BID\$	ASK\$	MID. P	YIELD	SPREAD	DURATION	CONVEXITY
Lebanon / 20-07-2017	USD	300.00	75.00	3.750	100.000	99.750	99.875	99.750	5.330	4.590	0.152	0.046
Lebanon / 12-10-2017	USD	775.00	775.00	5.000	100.000	100.550	100.880	100.550	3.514	2.431	0.376	0.283
Lebanon / 27-12-2017	USD	950.00	65.00	5.000	100.000	99.625	99.875	99.625	6.124	4.555	0.323	0.320
Lebanon / 31-12-2017	USD	2,007.51	200.75	4.000	100.000	99.688	100.438	99.688	4.910	3.435	0.336	0.338
Lebanon / 07-03-2018	USD	700.00	70.00	5.000	100.000	98.750	100.750	98.750	7.422	5.518	0.513	0.572
Lebanon / 27-05-2018	USD	200.00	30.00	5.000	100.000	98.750	100.750	98.750	7.597	5.203	0.475	0.615
Lebanon / 12-06-2018	USD	700.00	700.00	5.150	100.000	100.375	102.375	100.375	4.776	3.665	0.992	1.500
Lebanon / 12-11-2018	USD	1,025.00	1,025.00	5.150	100.000	100.870	101.130	100.870	4.528	3.242	1.396	2.659
Lebanon / 28-11-2018	EUR	445.00	445.00	5.350	100.000	102.000	103.000	102.000	3.944	4.613	1.411	3.399
Lebanon / 23-04-2019	USD	500.00	500.00	6.750	100.000	100.750	101.750	100.750	5.080	3.794	1.790	4.160
Lebanon / 20-05-2019	USD	650.00	650.00	6.000	100.000	102.000	103.000	102.000	4.930	3.647	1.858	4.450
Lebanon / 28-11-2019	USD	1,500.00	1,500.00	5.450	100.000	100.450	101.050	100.450	5.256	3.805	2.259	6.500
Lebanon / 09-03-2020	USD	1,200.00	1,200.00	6.375	100.000	102.130	103.125	102.130	5.536	4.081	2.503	7.825
Lebanon / 14-04-2020	USD	700.00	700.00	5.800	100.000	100.800	101.450	100.800	5.494	4.036	2.614	8.421
Lebanon / 19-06-2020	USD	600.00	600.00	6.150	100.000	101.500	102.500	101.500	5.609	4.153	2.700	9.130
Lebanon / 12-04-2021	USD	2,092.47	2,092.47	8.250	100.000	108.682	109.495	108.682	5.720	4.268	3.301	13.450
Lebanon / 27-05-2022	USD	500.00	500.00	6.250	100.000	101.875	102.875	101.875	5.813	4.023	4.137	21.140
Lebanon / 04-10-2022	USD	1,540.00	1,540.00	6.100	100.000	101.300	102.560	101.300	5.815	4.022	4.520	24.503
Lebanon / 27-01-2023	USD	1,100.00	1,100.00	6.000	100.000	100.870	101.400	100.870	5.816	4.023	4.670	26.590
Lebanon / 26-05-2023	USD	500.00	500.00	6.400	100.000	102.375	103.375	102.375	5.924	3.868	4.801	28.610
Lebanon / 22-04-2024	USD	700.00	700.00	6.850	100.000	102.250	103.250	102.250	6.243	4.185	5.469	36.610
Lebanon / 04-11-2024	USD	500.00	538.47	6.250	100.000	99.625	100.625	99.625	6.313	4.256	5.860	41.931
Lebanon / 03-12-2024	USD	250.00	250.00	7.000	100.000	104.000	105.000	104.000	6.323	4.265	5.651	40.518
Lebanon / 26-02-2025	USD	800.00	800.00	6.200	100.000	99.100	99.850	99.100	6.347	4.284	5.986	44.350
Lebanon / 12-06-2025	USD	800.00	800.00	6.250	100.000	98.843	99.843	98.843	6.436	4.383	6.068	46.370
Lebanon / 27-11-2026	USD	1,600.00	1,600.00	6.800	100.000	100.150	100.950	100.150	6.578	4.335	6.770	59.261
Lebanon / 23-03-2027	USD	1,250.00	1,250.00	6.850	100.000	101.000	102.000	101.000	6.708	4.460	7.017	62.899
Lebanon / 29-11-2027	USD	1,000.00	1,000.00	6.750	100.000	100.250	101.000	100.250	6.716	4.473	7.218	68.490
Lebanon / 03-11-2028	USD	500.00	893.20	6.850	100.000	99.000	100.000	99.000	6.776	4.530	7.882	80.245
Lebanon / 25-05-2029	USD	1,000.00	1,000.00	6.850	100.000	100.375	101.375	100.375	6.804	4.559	7.851	82.870
Lebanon / 26-02-2030	USD	1,400.00	1,400.00	6.850	100.000	98.750	99.750	98.750	6.797	4.548	8.354	92.876
Lebanon / 22-04-2031	USD	300.00	300.00	7.000	100.000	100.625	101.625	100.625	6.928	4.680	8.779	103.880
Lebanon / 23-03-2032	USD	1,000.00	1,000.00	7.000	100.000	100.000	101.000	100.000	6.998	4.751	9.047	112.413
Lebanon / 02-11-2035	USD	600.00	600.00	7.050	100.000	99.250	100.170	99.250	7.123	4.879	10.177	148.511
Lebanon / 23-03-2037	USD	750.00	750.00	7.250	100.000	99.750	100.750	99.750	7.273	5.027	10.320	157.545
TOTAL PUBLIC SECTOR EUROBONDS		30,489.804	27,204.71									

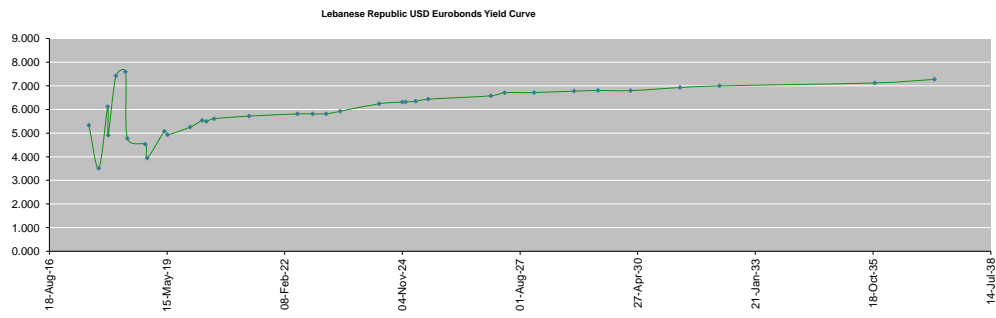
EURO CDS
Not Available

MATURITY	SIZE MM	TYPE	COUPON	Issue P.	BID \$	Ask \$	MID. P	YIELD	SPREAD	DURATION	CONVEXITY
BANK MED S.A.L/14-12-2017	USD 500	Euro CD	5.38	99.46	102.16	102.22	102.16	1.46	0.39	0.54	0.56
BANK BYBLOS S.A.L/21-06-2021	USD 300	Note	7	100	102.53	102.89	102.53	6.29	4.50	3.42	14.58

World Yields in Native Terms	O/N	3 Months	6 Months	9 Months	1 Year	2 Years	3 Years	5 Years	7 Years	10 Years	30 Years
EUR	-	-0.92	-0.72	-0.66	-0.69	-0.67	-0.61	-0.33	-0.03	0.41	1.24
U.S.A	-	0.93	1.07	--	1.11	1.28	1.45	1.79	2.05	2.24	2.90
U.K	-	0.18	0.21	--	0.09	0.10	0.18	0.50	0.73	1.07	1.70
Japan	-	-0.11	-0.11	-0.11	-0.16	-0.16	-0.14	-0.12	-0.06	0.05	0.80

Libor	USD	EUR	JPY	GBP
1 Months	1.03	-0.40	-0.01	0.25
2 Months	1.10	-0.39	-0.01	0.27
3 Months	1.19	-0.37	-0.01	0.30
6 Months	1.42	-0.28	0.02	0.45
1 Year	1.73	-0.15	0.13	0.65

Spot Rates	Bid	Ask
Lebanese Pound	1504.00	1509.00
Euro	1.12	1.1236
British Sterling Pound	1.30	1.2980
Japanese Yen	111.20	111.2100
Gold	1261.35	1261.46



Disclaimer: The Capital Markets Authority (CMA) publishes reports for general information purposes only. However, under no circumstances the CMA will accept any responsibility or liability in connection with the use of the information provided in these reports or on this website.

Contact us by email: research@cma.gov.lb