

| LISTED COMPANIES                    | LISTED SHARES | MARKET CAP. | TOTAL ORDINARY SHARES | PREFERRED SHARES | PREFERRED SHARES ISSUE PRICE | TOTAL MARKET CAP. | CUR. | TRADED VOLUME | TRADED VALUE | CLOSING PRICE | OPEN PRICE | HIGH PRICE | LOW PRICE | PREVIOUS PRICE |
|-------------------------------------|---------------|-------------|-----------------------|------------------|------------------------------|-------------------|------|---------------|--------------|---------------|------------|------------|-----------|----------------|
|                                     | (MM)          | (MM \$)     | (MM)                  | (MM)             | USD                          | (MM \$)           |      |               |              |               |            |            |           |                |
| SOLIDERE A                          | 100.00        | 892.00      | 100.00                |                  |                              | 892.00            | USD  | 14,885        | 131,662      | 8.92          | 8.75       | 8.95       | 8.75      | 8.85           |
| SOLIDERE B                          | 65.00         | 583.70      | 65.00                 |                  |                              | 583.70            | USD  | 13,778        | 122,518      | 8.98          | 8.35       | 9.00       | 8.35      | 8.48           |
| BQ.LIB. POUR LE COMMERCE            | 51.03         | 50.52       | 152.70                |                  |                              | 151.17            | USD  | -             | -            | 0.99          | -          | -          | -         | 0.99           |
| BQ.LIB. POUR LE COMMERCE PEF. "B"   | 0.55          | 55.00       |                       | 0.55             |                              | 55.00             | USD  | -             | -            | 100.00        | -          | -          | -         | 100.00         |
| BQ.LIB. POUR LE COMMERCE PEF. "C"   | 0.35          | 35.00       |                       | 0.35             |                              | 35.00             | USD  | -             | -            | 100.00        | -          | -          | -         | 100.00         |
| BQ.LIB. POUR LE COMMERCE PEF. "D"   | 0.75          | 75.00       |                       | 0.75             |                              | 75.00             | USD  | -             | -            | 100.00        | -          | -          | -         | 100.00         |
| BANQUE AUDI                         | 399.75        | 2438.47     | 399.75                |                  |                              | 2438.47           | USD  | 25,000        | 152,500      | 6.10          | 6.10       | 6.10       | 6.10      | 6.02           |
| BANQUE AUDI GDR                     | 116.24        | 709.05      |                       |                  |                              | 709.05            | USD  | 7,647         | 46,647       | 6.10          | 6.10       | 6.10       | 6.10      | 6.25           |
| BANQUE AUDI PREFERRED "F"           | 1.50          | 156.00      |                       | 1.50             | 100.00                       | 156.00            | USD  | -             | -            | 104.00        | -          | -          | -         | 104.00         |
| BANQUE AUDI PREFERRED "G"           | 1.50          | 150.75      |                       | 1.50             | 100.00                       | 150.75            | USD  | -             | -            | 100.50        | -          | -          | -         | 100.50         |
| BANQUE AUDI PREFERRED "H"           | 0.75          | 75.38       |                       | 0.75             | 100.00                       | 75.38             | USD  | -             | -            | 100.50        | -          | -          | -         | 100.50         |
| BANQUE AUDI PREFERRED "I"           | 2.50          | 251.25      |                       | 2.50             | 100.00                       | 251.25            | USD  | -             | -            | 100.50        | -          | -          | -         | 100.50         |
| BANK OF BEIRUT                      | 16.82         | 316.26      | 50.47                 |                  |                              | 948.79            | USD  | -             | -            | 18.80         | -          | -          | -         | 18.80          |
| BANK OF BEIRUT PRIORITY             | 4.76          | 100.00      |                       |                  |                              | 100.00            | USD  | -             | -            | 21.00         | -          | -          | -         | 21.00          |
| BANK OF BEIRUT PREFERRED SHARES "H" | 5.40          | 135.81      |                       | 5.40             | 25.00                        | 135.81            | USD  | -             | -            | 25.15         | -          | -          | -         | 25.15          |
| BANK OF BEIRUT PREFERRED SHARES "I" | 5.00          | 125.75      |                       | 5.00             | 25.00                        | 125.75            | USD  | -             | -            | 25.15         | -          | -          | -         | 25.15          |
| BANK OF BEIRUT PREFERRED SHARES "J" | 3.00          | 78.75       |                       | 3.00             | 25.00                        | 78.75             | USD  | -             | -            | 26.25         | -          | -          | -         | 26.25          |
| BANK OF BEIRUT PREFERRED SHARES "K" | 4.00          | 100.60      |                       | 4.00             | 25.00                        | 100.60            | USD  | -             | -            | 25.15         | -          | -          | -         | 25.15          |
| BYBLOS BANK                         | 565.52        | 887.86      | 565.52                |                  |                              | 887.86            | USD  | -             | -            | 1.57          | -          | -          | -         | 1.57           |
| BYBLOS BANK GDR                     | 1.31          | 104.73      |                       |                  |                              | 104.73            | USD  | -             | -            | 80.00         | -          | -          | -         | 80.00          |
| BYBLOS BANK PREFERRED SHARES 2008   | 2.00          | 203.00      |                       | 2.00             | 100.00                       | 203.00            | USD  | -             | -            | 101.50        | -          | -          | -         | 101.50         |
| BYBLOS BANK PREFERRED SHARES 2009   | 2.00          | 204.00      |                       | 2.00             | 96.00                        | 204.00            | USD  | 1,250         | 127,500      | 102.00        | 102.00     | 102.00     | 102.00    | 101.60         |
| BQ.EUROPEENNE PR.M.O                | 51.40         | 87.38       | 62.00                 |                  |                              | 105.40            | USD  | -             | -            | 1.70          | -          | -          | -         | 1.70           |
| BQ.EUROPEENNE PR.M.O PREFERRED 20   | 0.35          | 35.00       |                       | 0.35             | 100.00                       | 35.00             | USD  | -             | -            | 100.00        | -          | -          | -         | 100.00         |
| BLOM BANK GDR                       | 73.90         | 871.97      |                       |                  |                              | 871.97            | USD  | 33,197        | 391,570      | 11.80         | 11.70      | 11.80      | 11.70     | 11.70          |
| BLOM BANK                           | 215.00        | 2300.50     | 215.00                |                  |                              | 2300.50           | USD  | 280,120       | 2,997,286    | 10.70         | 10.72      | 10.72      | 10.70     | 10.70          |
| BLOM BANK PREFERRED 2011            | 20.00         | 207.00      |                       | 20.00            | 10.00                        | 207.00            | USD  | -             | -            | 10.35         | -          | -          | -         | 10.35          |
| RASAMNY-YOUNIS MOTORS CO            | 10.92         | 35.49       | 27.30                 |                  |                              | 88.73             | USD  | -             | -            | 3.25          | -          | -          | -         | 3.25           |
| HOLCIM Liban                        | 19.52         | 241.22      | 19.52                 |                  |                              | 241.22            | USD  | -             | -            | 12.36         | -          | -          | -         | 12.36          |
| STE DES CIMENTS BLANCS B            | 6.00          | 18.84       | 6.00                  |                  |                              | 18.84             | USD  | -             | -            | 3.14          | -          | -          | -         | 3.14           |
| STE DES CIMENTS BLANCS N            | 3.00          | 4.71        | 3.00                  |                  |                              | 4.71              | USD  | -             | -            | 1.57          | -          | -          | -         | 1.57           |

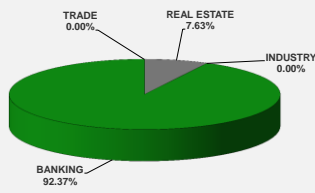
TOTAL EXECUTED 1,749.81 11,530.99 1,666.25 12,335.42 375,877 \$3,969,683

Official USD Closing 1607.5

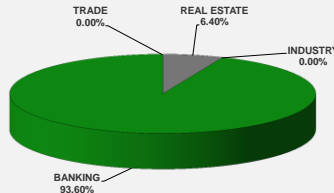
| LEBANESE GLOBAL DEPOSITARY RECEIPTS | SHARES MM | BID \$ | ASK \$ | MID PRICE \$ |
|-------------------------------------|-----------|--------|--------|--------------|
| BLOM BANK                           | 73.90     | 11.70  | 11.80  | 11.75        |
| BYBLOS BANK                         | 1.31      | 75.00  | 0.00   | 75.00        |
| SOLIDERE                            | 9.09      | 8.65   | 9.18   | 8.92         |
| AUDI BANK                           | 116.24    | 6.10   | 6.30   | 6.20         |

| STOCK INDEX                 | VALUE | PREVIOUS VALUE | % OF CHANGE |
|-----------------------------|-------|----------------|-------------|
| MARKET VALUE WEIGHTED INDEX | 97.66 | 95.55          | 2.21%       |
| NUMBER OF TRANSACTIONS      | 44    |                |             |

BEIRUT STOCK EXCHANGE DAILY TRADING VOLUME



BEIRUT STOCK EXCHANGE DAILY TRADING VALUE \$



Disclaimer: The Capital Markets Authority (CMA) publishes reports for general information purposes only. However, under no circumstances the CMA will accept any responsibility or liability in connection with the use of the information provided in these reports or on this website.

| MATURITY                             | CURRENCY | ISSUED AMOUNT (MM) | OUTSTANDING AMOUNT (MM) | COUPON | ISSUE P. | BIDS    | ASKS    | MID. P  | YIELD | SPREAD | DURATION | CONVEXITY |
|--------------------------------------|----------|--------------------|-------------------------|--------|----------|---------|---------|---------|-------|--------|----------|-----------|
| Lebanon / 20-07-2017                 | USD      | 300.00             | 75.00                   | 3.750  | 100.000  | 99.750  | 99.875  | 99.750  | 5.360 | 4.541  | 0.149    | 0.044     |
| Lebanon / 12-10-2017                 | USD      | 775.00             | 775.00                  | 5.000  | 100.000  | 100.600 | 100.880 | 100.600 | 3.371 | 2.280  | 0.373    | 0.279     |
| Lebanon / 27-12-2017                 | USD      | 950.00             | 65.00                   | 5.000  | 100.000  | 99.625  | 99.875  | 99.625  | 6.134 | 4.542  | 0.320    | 0.317     |
| Lebanon / 31-12-2017                 | USD      | 2,007.51           | 200.75                  | 4.000  | 100.000  | 99.688  | 100.438 | 99.688  | 4.918 | 3.437  | 0.333    | 0.335     |
| Lebanon / 07-03-2018                 | USD      | 700.00             | 70.00                   | 5.000  | 100.000  | 98.750  | 100.750 | 98.750  | 7.435 | 5.440  | 0.510    | 0.568     |
| Lebanon / 27-05-2018                 | USD      | 200.00             | 30.00                   | 5.000  | 100.000  | 98.750  | 100.750 | 98.750  | 7.612 | 5.124  | 0.473    | 0.611     |
| Lebanon / 12-06-2018                 | USD      | 700.00             | 700.00                  | 5.150  | 100.000  | 100.375 | 102.375 | 100.375 | 4.775 | 3.581  | 0.989    | 1.490     |
| Lebanon / 12-11-2018                 | USD      | 1,025.00           | 1,025.00                | 5.150  | 100.000  | 100.685 | 101.409 | 100.685 | 4.658 | 3.342  | 1.393    | 2.651     |
| Lebanon / 28-11-2018                 | EUR      | 445.00             | 445.00                  | 5.350  | 100.000  | 101.000 | 103.000 | 101.000 | 4.628 | 5.346  | 1.404    | 3.367     |
| Lebanon / 23-04-2019                 | USD      | 500.00             | 500.00                  | 6.750  | 100.000  | 100.250 | 101.250 | 100.250 | 5.357 | 4.031  | 1.785    | 4.140     |
| Lebanon / 20-05-2019                 | USD      | 650.00             | 650.00                  | 6.000  | 100.000  | 101.900 | 102.700 | 101.900 | 4.981 | 3.663  | 1.855    | 4.430     |
| Lebanon / 28-11-2019                 | USD      | 1,500.00           | 1,500.00                | 5.450  | 100.000  | 100.450 | 101.250 | 100.450 | 5.256 | 3.775  | 2.257    | 6.498     |
| Lebanon / 09-03-2020                 | USD      | 1,200.00           | 1,200.00                | 6.375  | 100.000  | 102.500 | 103.200 | 102.500 | 5.392 | 3.905  | 2.502    | 7.817     |
| Lebanon / 14-04-2020                 | USD      | 700.00             | 700.00                  | 5.800  | 100.000  | 100.700 | 101.550 | 100.700 | 5.531 | 4.046  | 2.611    | 8.406     |
| Lebanon / 19-06-2020                 | USD      | 600.00             | 600.00                  | 6.150  | 100.000  | 101.250 | 102.250 | 101.250 | 5.698 | 4.207  | 2.695    | 9.110     |
| Lebanon / 12-04-2021                 | USD      | 2,092.47           | 2,092.47                | 8.250  | 100.000  | 108.650 | 109.550 | 108.650 | 5.728 | 4.243  | 3.299    | 13.430    |
| Lebanon / 27-05-2022                 | USD      | 500.00             | 500.00                  | 6.250  | 100.000  | 101.500 | 102.500 | 101.500 | 5.899 | 4.071  | 4.131    | 21.080    |
| Lebanon / 04-10-2022                 | USD      | 1,540.00           | 1,540.00                | 6.100  | 100.000  | 101.500 | 101.950 | 101.500 | 5.771 | 3.947  | 4.515    | 24.461    |
| Lebanon / 27-01-2023                 | USD      | 1,100.00           | 1,100.00                | 6.000  | 100.000  | 100.600 | 101.200 | 100.600 | 5.872 | 4.048  | 4.665    | 26.550    |
| Lebanon / 26-05-2023                 | USD      | 500.00             | 500.00                  | 6.400  | 100.000  | 102.500 | 103.500 | 102.500 | 5.899 | 3.807  | 4.800    | 28.600    |
| Lebanon / 22-04-2024                 | USD      | 700.00             | 700.00                  | 6.850  | 100.000  | 102.370 | 102.500 | 102.370 | 6.221 | 4.134  | 5.463    | 36.540    |
| Lebanon / 04-11-2024                 | USD      | 500.00             | 538.47                  | 6.250  | 100.000  | 99.800  | 100.250 | 99.800  | 6.283 | 4.197  | 5.857    | 41.884    |
| Lebanon / 03-12-2024                 | USD      | 250.00             | 250.00                  | 7.000  | 100.000  | 104.250 | 105.300 | 104.250 | 6.282 | 4.192  | 5.652    | 40.528    |
| Lebanon / 26-02-2025                 | USD      | 800.00             | 800.00                  | 6.200  | 100.000  | 99.100  | 99.850  | 99.100  | 6.347 | 4.248  | 5.983    | 44.316    |
| Lebanon / 12-06-2025                 | USD      | 800.00             | 800.00                  | 6.250  | 100.000  | 99.009  | 100.009 | 99.009  | 6.409 | 4.317  | 6.068    | 46.370    |
| Lebanon / 27-11-2026                 | USD      | 1,600.00           | 1,600.00                | 6.800  | 100.000  | 100.250 | 100.800 | 100.250 | 6.564 | 4.291  | 6.766    | 59.218    |
| Lebanon / 23-03-2027                 | USD      | 1,250.00           | 1,250.00                | 6.850  | 100.000  | 101.130 | 101.250 | 101.130 | 6.689 | 4.409  | 7.009    | 62.781    |
| Lebanon / 29-11-2027                 | USD      | 1,000.00           | 1,000.00                | 6.750  | 100.000  | 100.200 | 100.850 | 100.200 | 6.723 | 4.450  | 7.213    | 68.420    |
| Lebanon / 03-11-2028                 | USD      | 500.00             | 893.20                  | 6.850  | 100.000  | 99.500  | 100.350 | 99.500  | 6.713 | 4.437  | 7.889    | 80.348    |
| Lebanon / 25-05-2029                 | USD      | 1,000.00           | 1,000.00                | 6.850  | 100.000  | 100.250 | 101.250 | 100.250 | 6.819 | 4.538  | 7.845    | 82.780    |
| Lebanon / 26-02-2030                 | USD      | 1,400.00           | 1,400.00                | 6.850  | 100.000  | 98.650  | 99.500  | 98.650  | 6.808 | 4.532  | 8.346    | 92.752    |
| Lebanon / 22-04-2031                 | USD      | 300.00             | 300.00                  | 7.000  | 100.000  | 100.300 | 101.450 | 100.300 | 6.965 | 4.687  | 8.769    | 103.700   |
| Lebanon / 23-03-2032                 | USD      | 1,000.00           | 1,000.00                | 7.000  | 100.000  | 100.600 | 100.900 | 100.600 | 6.933 | 4.658  | 9.052    | 112.513   |
| Lebanon / 02-11-2035                 | USD      | 600.00             | 600.00                  | 7.050  | 100.000  | 99.400  | 100.895 | 99.400  | 7.108 | 4.834  | 10.194   | 148.869   |
| Lebanon / 23-03-2037                 | USD      | 750.00             | 750.00                  | 7.250  | 100.000  | 100.630 | 101.150 | 100.630 | 7.188 | 4.915  | 10.349   | 158.188   |
| <b>TOTAL PUBLIC SECTOR EUROBONDS</b> |          | <b>30,487.935</b>  | <b>27,202.84</b>        |        |          |         |         |         |       |        |          |           |

EURO CDS

Not Available

LEBANESE PRIVATE SECTOR EUROBONDS

| MATURITY                     | SIZE MM | TYPE    | COUPON | Issue P. | BID \$ | Ask \$ | MID. P | YIELD | SPREAD | DURATION | CONVEXITY |
|------------------------------|---------|---------|--------|----------|--------|--------|--------|-------|--------|----------|-----------|
| BANK MED S.A.L/14-12-2017    | USD 500 | Euro CD | 5.38   | 99.46    | 102.20 | 102.26 | 102.20 | 1.38  | 0.29   | 0.54     | 0.56      |
| BANK BYBLOS S.A.L/21-06-2021 | USD 300 | Note    | 7      | 100      | 102.40 | 102.76 | 102.40 | 6.32  | 4.50   | 3.42     | 14.55     |

World Yields in Native Terms

|       | O/N | 3 Months | 6 Months | 9 Months | 1 Year | 2 Years | 3 Years | 5 Years | 7 Years | 10 Years | 30 Years |
|-------|-----|----------|----------|----------|--------|---------|---------|---------|---------|----------|----------|
| EUR   | -   | -0.92    | -0.71    | -0.66    | -0.71  | -0.64   | -0.62   | -0.35   | -0.05   | 0.39     | 1.21     |
| U.S.A | -   | 0.93     | 1.07     | --       | 1.17   | 1.31    | 1.48    | 1.83    | 2.09    | 2.28     | 2.94     |
| U.K   | -   | 0.18     | 0.20     | --       | 0.10   | 0.09    | 0.18    | 0.50    | 0.73    | 1.07     | 1.68     |
| Japan | -   | -0.12    | -0.13    | -0.12    | -0.16  | -0.16   | -0.13   | -0.11   | -0.05   | 0.05     | 0.81     |

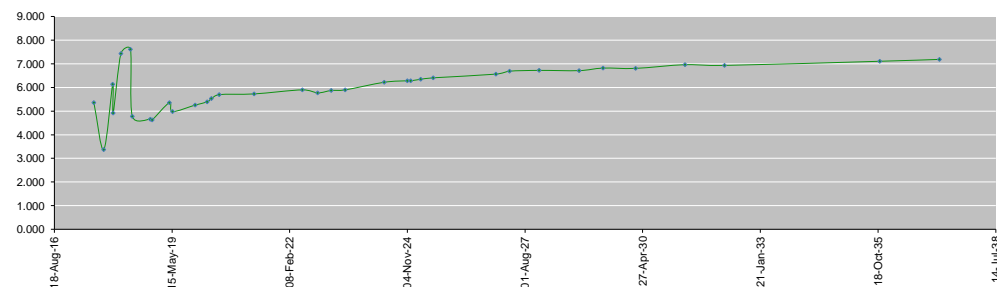
Libor

|          | USD  | EUR   | JPY   | GBP  |
|----------|------|-------|-------|------|
| 1 Months | 1.02 | -0.40 | -0.01 | 0.25 |
| 2 Months | 1.10 | -0.39 | -0.01 | 0.27 |
| 3 Months | 1.19 | -0.37 | -0.01 | 0.30 |
| 6 Months | 1.41 | -0.28 | 0.02  | 0.45 |
| 1 Year   | 1.72 | -0.15 | 0.13  | 0.65 |

Spot Rates

|                        | Bid     | Ask      |
|------------------------|---------|----------|
| Lebanese Pound         | 1509.00 | 1514.00  |
| Euro                   | 1.12    | 1.1191   |
| British Sterling Pound | 1.30    | 1.2965   |
| Japanese Yen           | 111.81  | 111.8400 |
| Gold                   | 1252.57 | 1252.69  |

Lebanese Republic USD Eurobonds Yield Curve



Disclaimer: The Capital Markets Authority (CMA) publishes reports for general information purposes only. However, under no circumstances the CMA will accept any responsibility or liability in connection with the use of the information provided in these reports or on this website.

Contact us by email: [research@cma.gov.lb](mailto:research@cma.gov.lb)