

LISTED COMPANIES	LISTED SHARES	MARKET CAP.	TOTAL ORDINARY SHARES	PREFERRED SHARES	PREFERRED SHARES ISSUE PRICE	TOTAL MARKET CAP.	CUR.	TRADED VOLUME	TRADED VALUE	CLOSING PRICE	OPEN PRICE	HIGH PRICE	LOW PRICE	PREVIOUS PRICE
	(MM)	(MM \$)	(MM)	(MM)	USD	(MM \$)								
SOLIDERE A	100.00	893.00	100.00			893.00	USD	7,637	68,221	8.93	8.90	9.00	8.79	8.95
SOLIDERE B	65.00	575.90	65.00			575.90	USD	1,593	13,994	8.86	8.55	8.99	8.55	8.69
BQ.LIB. POUR LE COMMERCE	51.03	50.52	152.70			151.17	USD	-	-	0.99	-	-	-	0.99
BQ.LIB. POUR LE COMMERCE PEF. "B"	0.55	55.00		0.55		55.00	USD	-	-	100.00	-	-	-	100.00
BQ.LIB. POUR LE COMMERCE PEF. "C"	0.35	35.00		0.35		35.00	USD	-	-	100.00	-	-	-	100.00
BQ.LIB. POUR LE COMMERCE PEF. "D"	0.75	75.00		0.75		75.00	USD	-	-	100.00	-	-	-	100.00
BANQUE AUDI	399.75	2402.49	399.75			2402.49	USD	-	-	6.01	-	-	-	6.01
BANQUE AUDI GDR	116.24	705.57				705.57	USD	17,850	108,385	6.07	6.00	6.10	6.00	6.10
BANQUE AUDI PREFERRED "F"	1.50	156.00		1.50	100.00	156.00	USD	-	-	104.00	-	-	-	104.00
BANQUE AUDI PREFERRED "G"	1.50	150.75		1.50	100.00	150.75	USD	-	-	100.50	-	-	-	100.50
BANQUE AUDI PREFERRED "H"	0.75	75.38		0.75	100.00	75.38	USD	-	-	100.50	-	-	-	100.50
BANQUE AUDI PREFERRED "I"	2.50	251.25		2.50	100.00	251.25	USD	-	-	100.50	-	-	-	100.50
BANK OF BEIRUT	16.82	316.26	50.47			948.79	USD	-	-	18.80	-	-	-	18.80
BANK OF BEIRUT PRIORITY	4.76	100.00				100.00	USD	-	-	21.00	-	-	-	21.00
BANK OF BEIRUT PREFERRED SHARES "H"	5.40	135.81		5.40	25.00	135.81	USD	-	-	25.15	-	-	-	25.15
BANK OF BEIRUT PREFERRED SHARES "I"	5.00	125.75		5.00	25.00	125.75	USD	-	-	25.15	-	-	-	25.15
BANK OF BEIRUT PREFERRED SHARES "J"	3.00	78.75		3.00	25.00	78.75	USD	-	-	26.25	-	-	-	26.25
BANK OF BEIRUT PREFERRED SHARES "K"	4.00	100.60		4.00	25.00	100.60	USD	-	-	25.15	-	-	-	25.15
BYBLOS BANK	565.52	933.10	565.52			933.10	USD	500	825	1.65	1.65	1.65	1.65	1.61
BYBLOS BANK GDR	1.31	104.73				104.73	USD	-	-	80.00	-	-	-	80.00
BYBLOS BANK PREFERRED SHARES 2008	2.00	203.00		2.00	100.00	203.00	USD	-	-	101.50	-	-	-	101.50
BYBLOS BANK PREFERRED SHARES 2009	2.00	204.00		2.00	96.00	204.00	USD	-	-	102.00	-	-	-	102.00
BQ.EUROPEENNE PR.M.O	51.40	87.38	62.00			105.40	USD	-	-	1.70	-	-	-	1.70
BQ.EUROPEENNE PR.M.O PREFERRED 20	0.35	35.00		0.35	100.00	35.00	USD	-	-	100.00	-	-	-	100.00
BLOM BANK GDR	73.90	871.97				871.97	USD	8,250	97,388	11.80	11.80	11.85	11.80	11.80
BLOM BANK	215.00	2322.00	215.00			2322.00	USD	17,765	191,862	10.80	10.80	10.80	10.80	10.80
BLOM BANK PREFERRED 2011	20.00	207.00		20.00	10.00	207.00	USD	-	-	10.35	-	-	-	10.35
RASAMNY-YOUNIS MOTORS CO	10.92	35.49	27.30			88.73	USD	-	-	3.25	-	-	-	3.25
HOLCIM Liban	19.52	241.22	19.52			241.22	USD	-	-	12.36	-	-	-	12.36
STE DES CIMENTS BLANCS B	6.00	18.84	6.00			18.84	USD	-	-	3.14	-	-	-	3.14
STE DES CIMENTS BLANCS N	3.00	4.71	3.00			4.71	USD	-	-	1.57	-	-	-	1.57

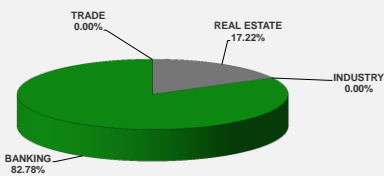
TOTAL EXECUTED	1,749.81	11,551.47	1,666.25	12,355.90	53,595	\$480,675
-----------------------	-----------------	------------------	-----------------	------------------	---------------	------------------

Official USD Closing 1607.5

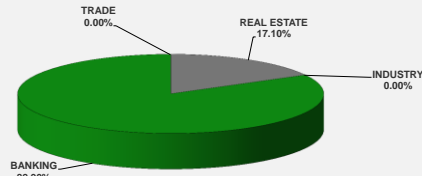
LEBANESE GLOBAL DEPOSITARY RECEIPTS	SHARES MM	BID \$	ASK \$	MID PRICE \$
BLOM BANK	73.90	11.70	11.90	11.80
BYBLOS BANK	1.31	75.00	0.00	75.00
SOLIDERE	9.09	8.32	9.04	8.68
AUDI BANK	116.24	6.00	6.10	6.05

STOCK INDEX	VALUE	PREVIOUS VALUE	% OF CHANGE
MARKET VALUE WEIGHTED INDEX	97.35	96.89	0.47%
NUMBER OF TRANSACTIONS	32		

BEIRUT STOCK EXCHANGE DAILY TRADING VOLUME



BEIRUT STOCK EXCHANGE DAILY TRADING VALUE \$



Disclaimer: The Capital Markets Authority (CMA) publishes reports for general information purposes only. However, under no circumstances the CMA will accept any responsibility or liability in connection with the use of the information provided in these reports or on this website.

MATURITY	CURRENCY	ISSUED AMOUNT (MM)	OUTSTANDING AMOUNT (MM)	COUPON	ISSUE P.	BID\$	ASK\$	MID. P	YIELD	SPREAD	DURATION	CONVEXITY
Lebanon / 20-07-2017	USD	300.00	75.00	3.750	100.000	99.750	99.875	99.750	5.489	4.792	0.138	0.038
Lebanon / 12-10-2017	USD	775.00	775.00	5.000	100.000	100.350	100.450	100.350	4.005	2.935	0.361	0.261
Lebanon / 27-12-2017	USD	950.00	65.00	5.000	100.000	99.625	99.875	99.625	6.175	4.588	0.310	0.305
Lebanon / 31-12-2017	USD	2,007.51	200.75	4.000	100.000	99.750	100.000	99.750	4.758	3.356	0.321	0.320
Lebanon / 07-03-2018	USD	700.00	70.00	5.000	100.000	98.750	100.750	98.750	7.486	5.505	0.499	0.552
Lebanon / 27-05-2018	USD	200.00	20.00	5.000	100.000	98.750	100.750	98.750	6.760	5.175	0.716	0.921
Lebanon / 12-06-2018	USD	700.00	700.00	5.150	100.000	100.500	102.500	100.500	4.647	3.486	0.979	1.470
Lebanon / 12-11-2018	USD	1,025.00	1,025.00	5.150	100.000	100.800	101.110	100.800	4.572	3.415	1.382	2.614
Lebanon / 28-11-2018	EUR	445.00	445.00	5.350	100.000	101.250	103.250	101.250	4.447	5.203	1.393	3.329
Lebanon / 23-04-2019	USD	500.00	500.00	6.750	100.000	101.125	103.125	101.125	4.869	3.574	1.781	4.120
Lebanon / 20-05-2019	USD	650.00	650.00	6.000	100.000	101.650	103.650	101.650	5.109	3.817	1.846	4.400
Lebanon / 28-11-2019	USD	1,500.00	1,500.00	5.450	100.000	100.750	101.300	100.750	5.126	3.675	2.308	6.623
Lebanon / 09-03-2020	USD	1,200.00	1,200.00	6.375	100.000	102.550	103.400	102.550	5.370	3.914	2.492	7.763
Lebanon / 14-04-2020	USD	700.00	700.00	5.800	100.000	100.900	101.650	100.900	5.454	3.999	2.601	8.349
Lebanon / 19-06-2020	USD	600.00	600.00	6.150	100.000	101.250	102.250	101.250	5.697	4.241	2.684	9.040
Lebanon / 12-04-2021	USD	2,092.47	2,092.47	8.250	100.000	109.100	109.800	109.100	5.597	4.141	3.291	13.370
Lebanon / 27-05-2022	USD	500.00	500.00	6.250	100.000	101.500	102.500	101.500	5.898	4.111	4.247	21.630
Lebanon / 04-10-2022	USD	1,540.00	1,540.00	6.100	100.000	101.550	102.600	101.550	5.759	3.971	4.508	24.387
Lebanon / 27-01-2023	USD	1,100.00	1,100.00	6.000	100.000	100.960	101.450	100.960	5.797	4.007	4.657	26.470
Lebanon / 26-05-2023	USD	500.00	500.00	6.400	100.000	102.250	103.250	102.250	5.948	4.160	4.936	29.350
Lebanon / 22-04-2024	USD	700.00	700.00	6.850	100.000	102.560	102.940	102.560	6.187	4.123	5.456	36.450
Lebanon / 04-11-2024	USD	500.00	538.47	6.250	100.000	99.800	100.600	99.800	6.283	4.219	5.848	41.778
Lebanon / 03-12-2024	USD	250.00	250.00	7.000	100.000	104.490	105.350	104.490	6.242	4.177	5.643	40.424
Lebanon / 26-02-2025	USD	800.00	800.00	6.200	100.000	99.300	100.100	99.300	6.314	4.247	5.976	44.218
Lebanon / 12-06-2025	USD	800.00	800.00	6.250	100.000	99.625	100.625	99.625	6.310	4.248	6.067	46.340
Lebanon / 27-11-2026	USD	1,600.00	1,600.00	6.800	100.000	101.000	101.300	101.000	6.457	4.210	6.989	61.151
Lebanon / 23-03-2027	USD	1,250.00	1,250.00	6.850	100.000	101.660	102.120	101.660	6.615	4.367	7.011	62.802
Lebanon / 29-11-2027	USD	1,000.00	1,000.00	6.750	100.000	100.350	101.350	100.350	6.703	4.455	7.451	70.650
Lebanon / 03-11-2028	USD	500.00	893.20	6.850	100.000	99.680	100.500	99.680	6.690	4.441	7.882	80.231
Lebanon / 25-05-2029	USD	1,000.00	1,000.00	6.850	100.000	101.125	102.125	101.125	6.712	4.464	8.122	85.740
Lebanon / 26-02-2030	USD	1,400.00	1,400.00	6.850	100.000	99.200	100.150	99.200	6.743	4.492	8.352	92.832
Lebanon / 22-04-2031	USD	300.00	300.00	7.000	100.000	100.800	102.200	100.800	6.908	4.659	8.777	103.830
Lebanon / 23-03-2032	USD	1,000.00	1,000.00	7.000	100.000	100.800	101.350	100.800	6.911	4.662	9.052	112.508
Lebanon / 02-11-2035	USD	600.00	600.00	7.050	100.000	99.940	100.780	99.940	7.055	4.806	10.193	148.846
Lebanon / 23-03-2037	USD	750.00	750.00	7.250	100.000	101.370	102.050	101.370	7.119	4.870	10.377	158.850
TOTAL PUBLIC SECTOR EUROBONDS		30,487.757	27,192.66									

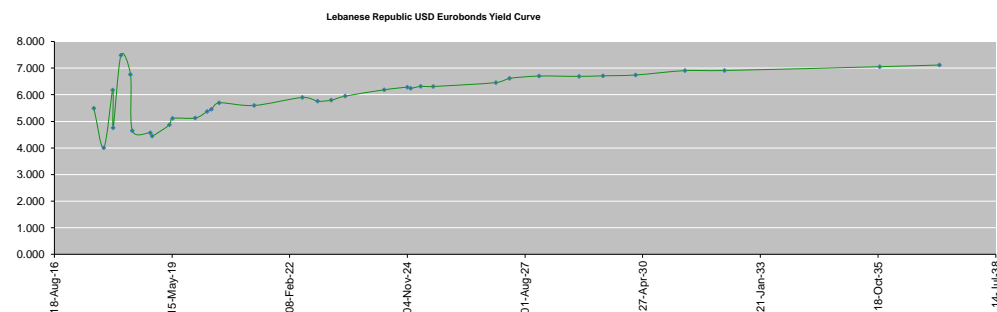
EURO CDS
Not Available

MATURITY	SIZE MM	TYPE	COUPON	Issue P.	BID \$	Ask \$	MID. P	YIELD	SPREAD	DURATION	CONVEXITY
BANK MED S.A.L/14-12-2017	USD 500	Euro CD	5.38	99.46	102.15	102.20	102.15	1.38	0.30	0.52	0.54
BANK BYBLOS S.A.L/21-06-2021	USD 300	Note	7	100	102.51	102.87	102.51	6.29	4.50	3.41	14.48

World Yields in Native Terms	O/N	3 Months	6 Months	9 Months	1 Year	2 Years	3 Years	5 Years	7 Years	10 Years	30 Years
EUR	-	-0.39	-0.73	-0.69	-0.76	-0.70	-0.66	-0.40	-0.10	0.34	1.17
U.S.A	-	0.93	1.08	-	1.16	1.30	1.46	1.79	2.07	2.25	2.92
U.K	-	0.18	0.20	-	0.11	0.09	0.15	0.45	0.68	1.02	1.66
Japan	-	-0.13	-0.13	-0.13	-0.16	-0.17	-0.14	-0.12	-0.07	0.04	0.80

Libor	USD	EUR	JPY	GBP
1 Months	1.04	-0.40	-0.02	0.25
2 Months	1.12	-0.39	-0.01	0.27
3 Months	1.20	-0.37	-0.02	0.30
6 Months	1.41	-0.29	0.02	0.44
1 Year	1.72	-0.16	0.13	0.64

Spot Rates	Bid	Ask
Lebanese Pound	1505.60	1510.60
Euro	1.12	1.1187
British Sterling Pound	1.28	1.2845
Japanese Yen	111.31	111.3500
Gold	1266.09	1267.59



Disclaimer: The Capital Markets Authority (CMA) publishes reports for general information purposes only. However, under no circumstances the CMA will accept any responsibility or liability in connection with the use of the information provided in these reports or on this website.

Contact us by email: research@cma.gov.lb