

LISTED COMPANIES	LISTED SHARES	MARKET CAP.	TOTAL ORDINARY SHARES	PREFERRED SHARES	PREFERRED SHARES ISSUE PRICE	TOTAL MARKET CAP.	CUR.	TRADED VOLUME	TRADED VALUE	CLOSING PRICE	OPEN PRICE	HIGH PRICE	LOW PRICE	PREVIOUS PRICE
	(MM)	(MM \$)	(MM)	(MM)	USD	(MM \$)								
SOLIDERE A	100.00	903.00	100.00			903.00	USD	23,319	212,507	9.03	9.05	9.40	9.00	9.04
SOLIDERE B	65.00	583.70	65.00			583.70	USD	2,939	26,456	8.98	8.95	9.19	8.95	8.97
BQ.LIB. POUR LE COMMERCE	51.03	50.52	152.70			151.17	USD	-	-	0.99	-	-	-	0.99
BQ.LIB. POUR LE COMMERCE PRAF. "B"	0.55	55.00		0.55		55.00	USD	-	-	100.00	-	-	-	100.00
BQ.LIB. POUR LE COMMERCE PRAF. "C"	0.35	35.00		0.35		35.00	USD	-	-	100.00	-	-	-	100.00
BQ.LIB. POUR LE COMMERCE PRAF. "D"	0.75	75.00		0.75		75.00	USD	-	-	100.00	-	-	-	100.00
BANQUE AUDI	399.75	2398.50	399.75			2398.50	USD	4,110	24,660	6.00	6.00	6.00	6.00	6.00
BANQUE AUDI GDR	116.24	720.68				720.68	USD	-	-	6.20	-	-	-	6.20
BANQUE AUDI PREFERRED "F"	1.50	156.00		1.50	100.00	156.00	USD	-	-	104.00	-	-	-	104.00
BANQUE AUDI PREFERRED "G"	1.50	150.75		1.50	100.00	150.75	USD	-	-	100.50	-	-	-	100.50
BANQUE AUDI PREFERRED "H"	0.75	75.38		0.75	100.00	75.38	USD	-	-	100.50	-	-	-	100.50
BANQUE AUDI PREFERRED "I"	2.50	251.75		2.50	100.00	251.75	USD	-	-	100.70	-	-	-	100.70
BANK OF BEIRUT	16.82	316.26	50.47			948.79	USD	-	-	18.80	-	-	-	18.80
BANK OF BEIRUT PRIORITY	4.76	100.00				100.00	USD	-	-	21.00	-	-	-	21.00
BANK OF BEIRUT PREFERRED SHARES "H"	5.40	135.81		5.40	25.00	135.81	USD	17,000	427,550	25.15	25.15	25.15	25.15	25.15
BANK OF BEIRUT PREFERRED SHARES "I"	5.00	125.75		5.00	25.00	125.75	USD	-	-	25.15	-	-	-	25.15
BANK OF BEIRUT PREFERRED SHARES "J"	3.00	78.75		3.00	25.00	78.75	USD	-	-	26.25	-	-	-	26.25
BANK OF BEIRUT PREFERRED SHARES "K"	4.00	100.60		4.00	25.00	100.60	USD	-	-	25.15	-	-	-	25.15
BYBLOS BANK	565.52	910.48	565.52			910.48	USD	1,400	2,254	1.61	1.61	1.61	1.61	1.66
BYBLOS BANK GDR	1.31	104.73				104.73	USD	-	-	80.00	-	-	-	80.00
BYBLOS BANK PREFERRED SHARES 2008	2.00	203.00		2.00	100.00	203.00	USD	-	-	101.50	-	-	-	101.50
BYBLOS BANK PREFERRED SHARES 2009	2.00	201.40		2.00	96.00	201.40	USD	-	-	100.70	-	-	-	100.70
BQ.EUROPEENNE PR.M.O	51.40	87.38	62.00			105.40	USD	-	-	1.70	-	-	-	1.70
BQ.EUROPEENNE PR.M.O PREFERRED 20	0.35	35.00		0.35	100.00	35.00	USD	-	-	100.00	-	-	-	100.00
BLOM BANK GDR	73.90	873.45				873.45	USD	7,524	88,909	11.82	11.85	11.85	11.80	11.85
BLOM BANK	215.00	2343.50	215.00			2343.50	USD	315,890	3,443,181	10.90	10.85	10.90	10.85	10.90
BLOM BANK PREFERRED 2011	20.00	207.00		20.00	10.00	207.00	USD	-	-	10.35	-	-	-	10.35
RASAMNY-YOUNIS MOTORS CO	10.92	35.49	27.30			88.73	USD	-	-	3.25	-	-	-	3.25
HOLCIM Liban	19.52	227.17	19.52			227.17	USD	167	1,944	11.64	11.64	11.64	11.64	12.10
STE DES CIMENTS BLANCS B	6.00	18.84	6.00			18.84	USD	-	-	3.14	-	-	-	3.14
STE DES CIMENTS BLANCS N	3.00	4.71	3.00			4.71	USD	-	-	1.57	-	-	-	1.57

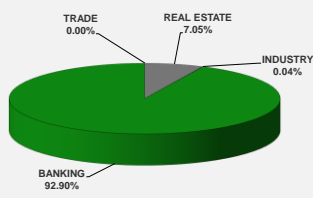
TOTAL EXECUTED 1,749.81 11,564.59 1,666.25 12,369.02 372,349 \$4,227,461

Official USD Closing 1507.5

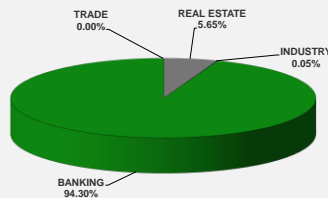
LEBANESE GLOBAL DEPOSITARY RECEIPTS	SHARES MM	BID \$	ASK \$	MID PRICE \$
BLOM BANK	73.90	11.70	11.85	11.78
BYBLOS BANK	1.31	77.00	0.00	77.00
SOLIDERE	9.09	8.76	9.10	8.93
AUDI BANK	116.24	6.10	6.35	6.23

STOCK INDEX	VALUE	PREVIOUS VALUE	% OF CHANGE
MARKET VALUE WEIGHTED INDEX	98.29	98.35	-0.07%
NUMBER OF TRANSACTIONS	46		

BEIRUT STOCK EXCHANGE DAILY TRADING VOLUME



BEIRUT STOCK EXCHANGE DAILY TRADING VALUE \$



Disclaimer: The Capital Markets Authority (CMA) publishes reports for general information purposes only. However, under no circumstances the CMA will accept any responsibility or liability in connection with the use of the information provided in these reports or on this website.

MATURITY	CURRENCY	ISSUED AMOUNT (MM)	OUTSTANDING AMOUNT (MM)	COUPON	ISSUE P.	BID\$	ASK\$	MID. P	YIELD	SPREAD	DURATION	CONVEXITY
Lebanon / 20-07-2017	USD	300.00	75.00	3.750	100.000	99.750	99.875	99.750	5.775	4.996	0.119	0.028
Lebanon / 12-10-2017	USD	775.00	775.00	5.000	100.000	100.375	100.625	100.375	3.876	2.908	0.343	0.235
Lebanon / 27-12-2017	USD	950.00	65.00	5.000	100.000	99.625	99.875	99.625	6.253	4.628	0.290	0.285
Lebanon / 31-12-2017	USD	2,007.51	200.75	4.000	100.000	99.688	100.438	99.688	5.010	3.497	0.303	0.301
Lebanon / 07-03-2018	USD	700.00	70.00	5.000	100.000	98.750	100.750	98.750	7.582	5.548	0.480	0.524
Lebanon / 27-05-2018	USD	200.00	20.00	5.000	100.000	98.750	100.750	98.750	6.805	5.200	0.697	0.885
Lebanon / 12-06-2018	USD	700.00	700.00	5.150	100.000	100.625	102.625	100.625	4.512	3.356	0.960	1.420
Lebanon / 12-11-2018	USD	1,025.00	1,025.00	5.150	100.000	100.823	101.470	100.823	4.547	3.393	1.364	2.557
Lebanon / 28-11-2018	EUR	445.00	445.00	5.350	100.000	102.000	103.000	102.000	3.912	4.645	1.378	3.272
Lebanon / 23-04-2019	USD	500.00	500.00	6.750	100.000	101.050	101.550	101.050	4.904	3.604	1.758	4.030
Lebanon / 20-05-2019	USD	650.00	650.00	6.000	100.000	102.125	102.625	102.125	4.845	3.547	1.825	4.310
Lebanon / 28-11-2019	USD	1,500.00	1,500.00	5.450	100.000	101.000	101.500	101.000	5.015	3.582	2.291	6.534
Lebanon / 09-03-2020	USD	1,200.00	1,200.00	6.375	100.000	102.625	103.125	102.625	5.334	3.897	2.472	7.657
Lebanon / 14-04-2020	USD	700.00	700.00	5.800	100.000	101.125	101.625	101.125	5.366	3.930	2.583	8.246
Lebanon / 19-06-2020	USD	600.00	600.00	6.150	100.000	102.000	102.500	102.000	5.425	3.989	2.669	8.950
Lebanon / 12-04-2021	USD	2,092.47	2,092.47	8.250	100.000	109.250	109.750	109.250	5.544	4.107	3.272	13.250
Lebanon / 27-05-2022	USD	500.00	500.00	6.250	100.000	102.500	103.500	102.500	5.666	3.930	4.236	21.540
Lebanon / 04-10-2022	USD	1,540.00	1,540.00	6.100	100.000	101.625	102.625	101.625	5.741	4.003	4.489	24.212
Lebanon / 27-01-2023	USD	1,100.00	1,100.00	6.000	100.000	100.950	101.170	100.950	5.798	4.064	4.637	26.270
Lebanon / 26-05-2023	USD	500.00	500.00	6.400	100.000	102.250	103.250	102.250	5.946	4.210	4.917	29.160
Lebanon / 22-04-2024	USD	700.00	700.00	6.650	100.000	102.375	103.375	102.375	6.219	4.227	5.439	36.250
Lebanon / 04-11-2024	USD	500.00	538.47	6.250	100.000	99.875	100.875	99.875	6.270	4.278	5.831	41.574
Lebanon / 03-12-2024	USD	250.00	250.00	7.000	100.000	104.250	105.250	104.250	6.280	4.287	5.810	41.521
Lebanon / 26-02-2025	USD	800.00	800.00	6.200	100.000	99.250	100.250	99.250	6.322	4.335	5.957	43.992
Lebanon / 12-06-2025	USD	800.00	800.00	6.250	100.000	99.780	100.780	99.780	6.285	4.295	6.050	46.130
Lebanon / 27-11-2026	USD	1,600.00	1,600.00	6.600	100.000	101.125	102.125	101.125	6.439	4.261	6.978	60.988
Lebanon / 23-03-2027	USD	1,250.00	1,250.00	6.850	100.000	102.125	103.125	102.125	6.551	4.372	7.006	62.714
Lebanon / 29-11-2027	USD	1,000.00	1,000.00	6.750	100.000	101.340	101.420	101.340	6.571	4.424	7.445	70.550
Lebanon / 03-11-2028	USD	500.00	893.20	6.650	100.000	100.000	101.000	100.000	6.649	4.470	7.872	80.066
Lebanon / 25-05-2029	USD	1,000.00	1,000.00	6.850	100.000	101.500	102.500	101.500	6.666	4.488	8.112	85.570
Lebanon / 26-02-2030	USD	1,400.00	1,400.00	6.650	100.000	99.250	100.250	99.250	6.737	4.556	8.335	92.542
Lebanon / 22-04-2031	USD	300.00	300.00	7.000	100.000	101.500	102.500	101.500	6.830	4.650	8.773	103.750
Lebanon / 23-03-2032	USD	1,000.00	1,000.00	7.000	100.000	101.750	102.750	101.750	6.809	4.630	9.072	112.854
Lebanon / 02-11-2035	USD	600.00	600.00	7.050	100.000	100.500	101.500	100.500	7.000	4.821	10.202	149.054
Lebanon / 23-03-2037	USD	750.00	750.00	7.250	100.000	101.625	102.625	101.625	7.095	4.915	10.378	158.899
TOTAL PUBLIC SECTOR EUROBONDS		30,490.249	27,195.15									

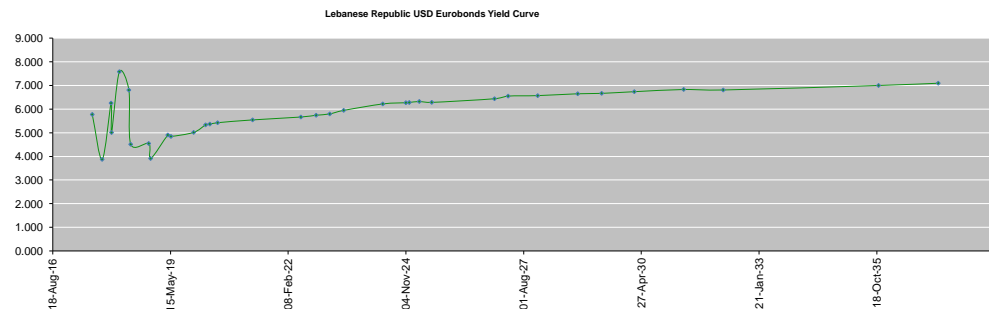
EURO CDS
Not Available

MATURITY	SIZE MM	TYPE	COUPON	Issue P.	BID \$	Ask \$	MID. P	YIELD	SPREAD	DURATION	CONVEXITY
BANK MED S.A.L/14-12-2017	USD 500	Euro CD	5.38	99.46	102.06	102.11	102.06	1.39	0.33	0.50	0.51
BANK BYBLOS S.A.L/21-06-2021	USD 300	Note	7	100	102.68	103.04	102.68	6.24	4.50	3.39	14.35

World Yields in Native Terms	O/N	3 Months	6 Months	9 Months	1 Year	2 Years	3 Years	5 Years	7 Years	10 Years	30 Years
EUR	-	-0.88	-0.74	-0.71	-0.73	-0.71	-0.66	-0.43	-0.14	0.29	1.15
U.S.A	-	0.98	1.06	--	1.16	1.30	1.44	1.74	1.99	2.18	2.83
U.K	-	0.18	0.20	--	0.14	0.11	0.19	0.50	0.73	1.05	1.71
Japan	-	-0.11	-0.12	-0.12	-0.15	-0.14	-0.12	-0.11	-0.07	0.05	0.81

Libor	USD	EUR	JPY	GBP
1 Months	1.09	-0.40	-0.02	0.25
2 Months	1.14	-0.39	-0.02	0.27
3 Months	1.22	-0.37	-0.01	0.29
6 Months	1.43	-0.29	0.02	0.43
1 Year	1.73	-0.17	0.13	0.63

Spot Rates	Bid	Ask
Lebanese Pound	1505.70	1510.70
Euro	1.12	1.1246
British Sterling Pound	1.29	1.2904
Japanese Yen	110.56	110.5700
Gold	1279.96	1280.73



Disclaimer: The Capital Markets Authority (CMA) publishes reports for general information purposes only. However, under no circumstances the CMA will accept any responsibility or liability in connection with the use of the information provided in these reports or on this website.

Contact us by email: research@cma.gov.lb