

LISTED COMPANIES	LISTED SHARES	MARKET CAP.	TOTAL ORDINARY SHARES	PREFERRED SHARES	PREFERRED SHARES ISSUE PRICE	TOTAL MARKET CAP.	CUR.	TRADED VOLUME	TRADED VALUE	CLOSING PRICE	OPEN PRICE	HIGH PRICE	LOW PRICE	PREVIOUS PRICE
	(MM)	(MM \$)	(MM)	(MM)	USD	(MM \$)								
SOLIDERE A	100.00	917.00	100.00			917.00	USD	9,713	88,038	9.17	9.03	9.34	9.03	9.07
SOLIDERE B	65.00	587.60	65.00			587.60	USD	2,948	26,625	9.04	9.00	9.25	8.96	9.01
BQ.LIB. POUR LE COMMERCE	51.03	50.52	152.70			151.17	USD	-	-	0.99	-	-	-	0.99
BQ.LIB. POUR LE COMMERCE PEF. "B"	0.55	55.00		0.55		55.00	USD	-	-	100.00	-	-	-	100.00
BQ.LIB. POUR LE COMMERCE PEF. "C"	0.35	35.00		0.35		35.00	USD	-	-	100.00	-	-	-	100.00
BQ.LIB. POUR LE COMMERCE PEF. "D"	0.75	75.00		0.75		75.00	USD	-	-	100.00	-	-	-	100.00
BANQUE AUDI	399.75	2478.45	399.75			2478.45	USD	4,240	26,288	6.20	6.20	6.20	6.20	6.17
BANQUE AUDI GDR	116.24	726.49				726.49	USD	1,200	7,500	6.25	6.25	6.25	6.25	6.20
BANQUE AUDI PREFERRED "F"	1.50	156.00		1.50	100.00	156.00	USD	-	-	104.00	-	-	-	104.00
BANQUE AUDI PREFERRED "G"	1.50	150.75		1.50	100.00	150.75	USD	-	-	100.50	-	-	-	100.50
BANQUE AUDI PREFERRED "H"	0.75	75.38		0.75	100.00	75.38	USD	-	-	100.50	-	-	-	100.50
BANQUE AUDI PREFERRED "I"	2.50	252.50		2.50	100.00	252.50	USD	9,390	948,390	101.00	101.00	101.00	101.00	100.70
BANK OF BEIRUT	16.82	316.26	50.47			948.79	USD	-	-	18.80	-	-	-	18.80
BANK OF BEIRUT PRIORITY	4.76	100.00				100.00	USD	-	-	21.00	-	-	-	21.00
BANK OF BEIRUT PREFERRED SHARES "H"	5.40	135.54		5.40	25.00	135.54	USD	1,400	35,140	25.10	25.10	25.10	25.10	25.15
BANK OF BEIRUT PREFERRED SHARES "I"	5.00	125.75		5.00	25.00	125.75	USD	-	-	25.15	-	-	-	25.15
BANK OF BEIRUT PREFERRED SHARES "J"	3.00	78.75		3.00	25.00	78.75	USD	-	-	26.25	-	-	-	26.25
BANK OF BEIRUT PREFERRED SHARES "K"	4.00	100.60		4.00	25.00	100.60	USD	-	-	25.15	-	-	-	25.15
BYBLOS BANK	565.52	933.10	565.52			933.10	USD	12,306	20,262	1.65	1.65	1.65	1.64	1.61
BYBLOS BANK GDR	1.31	104.73				104.73	USD	-	-	80.00	-	-	-	80.00
BYBLOS BANK PREFERRED SHARES 2008	2.00	203.00		2.00	100.00	203.00	USD	-	-	101.50	-	-	-	101.50
BYBLOS BANK PREFERRED SHARES 2009	2.00	201.40		2.00	96.00	201.40	USD	1,000	100,700	100.70	100.70	100.70	100.70	100.70
BQ.EUROPEENNE PR.M.O	51.40	87.38	62.00			105.40	USD	-	-	1.70	-	-	-	1.70
BQ.EUROPEENNE PR.M.O PREFERRED 20	0.35	35.00		0.35	100.00	35.00	USD	-	-	100.00	-	-	-	100.00
BLOM BANK GDR	73.90	875.67				875.67	USD	59,250	701,989	11.85	11.85	11.85	11.84	11.84
BLOM BANK	215.00	2354.25	215.00			2354.25	USD	136,467	1,493,814	10.95	10.90	10.95	10.90	10.90
BLOM BANK PREFERRED 2011	20.00	207.00		20.00	10.00	207.00	USD	-	-	10.35	-	-	-	10.35
RASAMNY-YOUNIS MOTORS CO	10.92	35.49	27.30			88.73	USD	-	-	3.25	-	-	-	3.25
HOLCIM Liban	19.52	232.24	19.52			232.24	USD	127	1,511	11.90	11.90	11.90	11.90	11.63
STE DES CIMENTS BLANCS B	6.00	18.84	6.00			18.84	USD	-	-	3.14	-	-	-	3.14
STE DES CIMENTS BLANCS N	3.00	4.71	3.00			4.71	USD	-	-	1.57	-	-	-	1.57

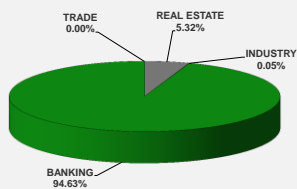
TOTAL EXECUTED 1,749.81 11,709.39 1,666.25 12,513.82 238,041 \$3,450,257

Official USD Closing 1507.5

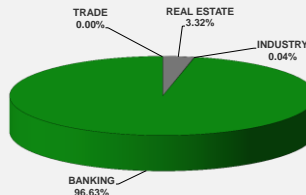
LEBANESE GLOBAL DEPOSITARY RECEIPTS	SHARES MM	BID \$	ASK \$	MID PRICE \$
BLOM BANK	73.90	11.80	11.85	11.83
BYBLOS BANK	1.31	77.00	0.00	77.00
SOLIDERE	9.09	8.86	9.29	9.08
AUDI BANK	116.24	6.10	6.35	6.23

STOCK INDEX	VALUE	PREVIOUS VALUE	% OF CHANGE
MARKET VALUE WEIGHTED INDEX	99.65	98.84	0.83%
NUMBER OF TRANSACTIONS	44		

BEIRUT STOCK EXCHANGE DAILY TRADING VOLUME



BEIRUT STOCK EXCHANGE DAILY TRADING VALUE \$



Disclaimer: The Capital Markets Authority (CMA) publishes reports for general information purposes only. However, under no circumstances the CMA will accept any responsibility or liability in connection with the use of the information provided in these reports or on this website.

MATURITY	CURRENCY	ISSUED AMOUNT (MM)	OUTSTANDING AMOUNT (MM)	COUPON	ISSUE P.	BID\$	ASK\$	MID. P	YIELD	SPREAD	DURATION	CONVEXITY
Lebanon / 20-07-2017	USD	300.00	75.00	3.750	100.000	99.750	99.875	99.750	5.875	5.045	0.113	0.026
Lebanon / 12-10-2017	USD	775.00	775.00	5.000	100.000	100.600	100.750	100.600	3.199	2.215	0.338	0.229
Lebanon / 27-12-2017	USD	950.00	65.00	5.000	100.000	99.625	99.875	99.625	6.278	4.610	0.285	0.279
Lebanon / 31-12-2017	USD	2,007.51	200.75	4.000	100.000	99.688	100.438	99.688	5.029	3.480	0.298	0.295
Lebanon / 07-03-2018	USD	700.00	70.00	5.000	100.000	98.750	100.750	98.750	7.611	5.560	0.475	0.516
Lebanon / 27-05-2018	USD	200.00	20.00	5.000	100.000	98.750	100.750	98.750	6.818	5.206	0.692	0.875
Lebanon / 12-06-2018	USD	700.00	700.00	5.150	100.000	100.500	102.500	100.500	4.636	3.481	0.954	1.410
Lebanon / 12-11-2018	USD	1,025.00	1,025.00	5.150	100.000	100.693	101.498	100.693	4.639	3.480	1.358	2.538
Lebanon / 28-11-2018	EUR	445.00	445.00	5.350	100.000	102.125	103.125	102.125	3.819	4.573	1.374	3.259
Lebanon / 23-04-2019	USD	500.00	500.00	6.750	100.000	101.200	101.700	101.200	4.819	3.522	1.753	4.010
Lebanon / 20-05-2019	USD	650.00	650.00	6.000	100.000	102.125	102.625	102.125	4.841	3.548	1.820	4.290
Lebanon / 28-11-2019	USD	1,500.00	1,500.00	5.450	100.000	100.800	101.550	100.800	5.100	3.678	2.285	6.500
Lebanon / 09-03-2020	USD	1,200.00	1,200.00	6.375	100.000	102.600	103.400	102.600	5.342	3.915	2.468	7.632
Lebanon / 14-04-2020	USD	700.00	700.00	5.800	100.000	101.150	101.650	101.150	5.356	3.930	2.578	8.216
Lebanon / 19-06-2020	USD	600.00	600.00	6.150	100.000	102.100	102.600	102.100	5.388	3.963	2.664	8.920
Lebanon / 12-04-2021	USD	2,092.47	2,092.47	8.250	100.000	109.350	109.850	109.350	5.513	4.086	3.268	13.210
Lebanon / 27-05-2022	USD	500.00	500.00	6.250	100.000	102.625	103.375	102.625	5.636	3.918	4.231	21.490
Lebanon / 04-10-2022	USD	1,540.00	1,540.00	6.100	100.000	101.800	102.550	101.800	5.703	3.983	4.484	24.165
Lebanon / 27-01-2023	USD	1,100.00	1,100.00	6.000	100.000	100.950	101.250	100.950	5.798	4.079	4.632	26.220
Lebanon / 26-05-2023	USD	500.00	500.00	6.400	100.000	102.625	103.375	102.625	5.871	4.153	4.914	29.130
Lebanon / 22-04-2024	USD	700.00	700.00	6.850	100.000	102.050	103.450	102.050	6.276	4.311	5.432	36.180
Lebanon / 04-11-2024	USD	500.00	538.47	6.250	100.000	100.250	101.000	100.250	6.206	4.243	5.829	41.544
Lebanon / 03-12-2024	USD	250.00	250.00	7.000	100.000	104.500	105.250	104.500	6.238	4.274	5.807	41.474
Lebanon / 26-02-2025	USD	800.00	800.00	6.200	100.000	99.750	100.750	99.750	6.239	4.274	5.959	44.004
Lebanon / 12-06-2025	USD	800.00	800.00	6.250	100.000	99.794	100.794	99.794	6.283	4.317	6.045	46.060
Lebanon / 27-11-2026	USD	1,600.00	1,600.00	6.800	100.000	101.375	102.375	101.375	6.404	4.253	6.977	60.968
Lebanon / 23-03-2027	USD	1,250.00	1,250.00	6.850	100.000	101.930	103.200	101.930	6.578	4.426	7.000	62.621
Lebanon / 29-11-2027	USD	1,000.00	1,000.00	6.750	100.000	101.400	101.900	101.400	6.563	4.413	7.443	70.500
Lebanon / 03-11-2028	USD	500.00	893.20	6.850	100.000	100.375	101.125	100.375	6.602	4.450	7.873	80.064
Lebanon / 25-05-2029	USD	1,000.00	1,000.00	6.850	100.000	101.750	102.500	101.750	6.635	4.485	8.109	85.520
Lebanon / 26-02-2030	USD	1,400.00	1,400.00	6.850	100.000	99.875	100.625	99.875	6.663	4.510	8.343	92.668
Lebanon / 22-04-2031	USD	300.00	300.00	7.000	100.000	101.050	102.450	101.050	6.880	4.727	8.760	103.530
Lebanon / 23-03-2032	USD	1,000.00	1,000.00	7.000	100.000	101.800	102.570	101.800	6.804	4.652	9.065	112.717
Lebanon / 02-11-2035	USD	600.00	600.00	7.050	100.000	100.700	101.550	100.700	6.981	4.828	10.202	149.059
Lebanon / 23-03-2037	USD	750.00	750.00	7.250	100.000	101.550	102.700	101.550	7.102	4.950	10.373	158.785
TOTAL PUBLIC SECTOR EUROBONDS		30,488.781	27,193.68									

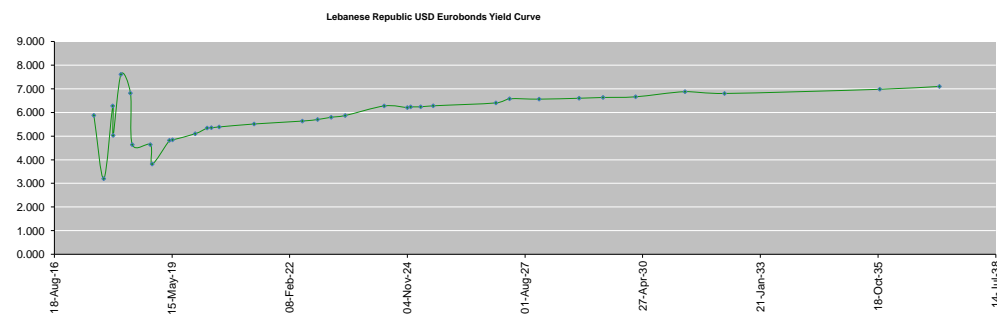
EURO CDS
Not Available

MATURITY	SIZE MM	TYPE	COUPON	Issue P.	BID \$	Ask \$	MID. P	YIELD	SPREAD	DURATION	CONVEXITY
BANK MED S.A.L/14-12-2017	USD 500	Euro CD	5.38	99.46	102.05	102.10	102.05	1.38	0.29	0.50	0.50
BANK BYBLOS S.A.L/21-06-2021	USD 300	Note	7	100	102.74	103.10	102.74	6.22	4.50	3.39	14.31

World Yields in Native Terms	O/N	3 Months	6 Months	9 Months	1 Year	2 Years	3 Years	5 Years	7 Years	10 Years	30 Years
EUR	-	-0.90	-0.73	-0.71	-0.78	-0.74	-0.71	-0.47	-0.17	0.25	1.10
U.S.A	-	0.99	1.09	--	1.16	1.30	1.43	1.72	1.97	2.15	2.81
U.K	-	0.17	0.20	--	0.13	0.10	0.17	0.45	0.68	0.99	1.66
Japan	-	-0.08	-0.10	-0.10	-0.13	-0.11	-0.11	-0.09	-0.07	0.04	0.80

Libor	USD	EUR	JPY	GBP
1 Months	1.09	-0.40	-0.02	0.25
2 Months	1.15	-0.39	-0.01	0.27
3 Months	1.22	-0.37	-0.01	0.29
6 Months	1.42	-0.29	0.02	0.42
1 Year	1.72	-0.18	0.13	0.62

Spot Rates	Bid	Ask
Lebanese Pound	1504.00	1509.00
Euro	1.12	1.1212
British Sterling Pound	1.29	1.2907
Japanese Yen	109.44	109.4700
Gold	1289.31	1290.08



Disclaimer: The Capital Markets Authority (CMA) publishes reports for general information purposes only. However, under no circumstances the CMA will accept any responsibility or liability in connection with the use of the information provided in these reports or on this website.

Contact us by email: research@cma.gov.lb