

LISTED COMPANIES	LISTED SHARES	MARKET CAP.	TOTAL ORDINARY SHARES	PREFERRED SHARES	PREFERRED SHARES ISSUE PRICE	TOTAL MARKET CAP.	CUR.	TRADED VOLUME	TRADED VALUE	CLOSING PRICE	OPEN PRICE	HIGH PRICE	LOW PRICE	PREVIOUS PRICE
	(MM)	(MM \$)	(MM)	(MM)	USD	(MM \$)			USD					
SOLIDERE A	100.00	905.00	100.00			905.00	USD	12,033	108,942	9.05	9.06	9.10	9.03	9.17
SOLIDERE B	65.00	567.45	65.00			567.45	USD	9,012	81,065	8.73	9.17	9.17	8.56	9.04
BQ.LIB. POUR LE COMMERCE	51.03	50.52	152.70			151.17	USD	-	-	0.99	-	-	-	0.99
BQ.LIB. POUR LE COMMERCE PEF. "B"	0.55	55.00		0.55		55.00	USD	-	-	100.00	-	-	-	100.00
BQ.LIB. POUR LE COMMERCE PEF. "C"	0.35	35.00		0.35		35.00	USD	-	-	100.00	-	-	-	100.00
BQ.LIB. POUR LE COMMERCE PEF. "D"	0.75	75.00		0.75		75.00	USD	-	-	100.00	-	-	-	100.00
BANQUE AUDI	399.75	2478.45	399.75			2478.45	USD	-	-	6.20	-	-	-	6.20
BANQUE AUDI GDR	116.24	726.49				726.49	USD	3,191	19,944	6.25	6.25	6.25	6.25	6.25
BANQUE AUDI PREFERRED "F"	1.50	156.00		1.50	100.00	156.00	USD	-	-	104.00	-	-	-	104.00
BANQUE AUDI PREFERRED "G"	1.50	150.75		1.50	100.00	150.75	USD	-	-	100.50	-	-	-	100.50
BANQUE AUDI PREFERRED "H"	0.75	75.38		0.75	100.00	75.38	USD	-	-	100.50	-	-	-	100.50
BANQUE AUDI PREFERRED "I"	2.50	252.50		2.50	100.00	252.50	USD	-	-	101.00	-	-	-	101.00
BANK OF BEIRUT	16.82	316.26	50.47			948.79	USD	-	-	18.80	-	-	-	18.80
BANK OF BEIRUT PRIORITY	4.76	100.00				100.00	USD	-	-	21.00	-	-	-	21.00
BANK OF BEIRUT PREFERRED SHARES "H"	5.40	135.54		5.40	25.00	135.54	USD	-	-	25.10	-	-	-	25.10
BANK OF BEIRUT PREFERRED SHARES "I"	5.00	125.75		5.00	25.00	125.75	USD	-	-	25.15	-	-	-	25.15
BANK OF BEIRUT PREFERRED SHARES "J"	3.00	78.75		3.00	25.00	78.75	USD	-	-	26.25	-	-	-	26.25
BANK OF BEIRUT PREFERRED SHARES "K"	4.00	100.60		4.00	25.00	100.60	USD	-	-	25.15	-	-	-	25.15
BYBLOS BANK	565.52	904.82	565.52			904.82	USD	102,331	164,080	1.60	1.61	1.61	1.60	1.65
BYBLOS BANK GDR	1.31	104.73				104.73	USD	-	-	80.00	-	-	-	80.00
BYBLOS BANK PREFERRED SHARES 2008	2.00	203.00		2.00	100.00	203.00	USD	-	-	101.50	-	-	-	101.50
BYBLOS BANK PREFERRED SHARES 2009	2.00	201.40		2.00	96.00	201.40	USD	-	-	100.70	-	-	-	100.70
BQ.EUROPEENNE PR.M.O	51.40	87.38	62.00			105.40	USD	-	-	1.70	-	-	-	1.70
BQ.EUROPEENNE PR.M.O PREFERRED 20	0.35	35.00		0.35	100.00	35.00	USD	-	-	100.00	-	-	-	100.00
BLOM BANK GDR	73.90	875.67				875.67	USD	106,477	1,261,186	11.85	11.80	11.85	11.80	11.85
BLOM BANK	215.00	2354.25	215.00			2354.25	USD	17,700	193,815	10.95	10.95	10.95	10.95	10.95
BLOM BANK PREFERRED 2011	20.00	207.00		20.00	10.00	207.00	USD	-	-	10.35	-	-	-	10.35
RASAMNY-YOUNIS MOTORS CO	10.92	35.49	27.30			88.73	USD	-	-	3.25	-	-	-	3.25
HOLCIM Liban	19.52	227.17	19.52			227.17	USD	930	10,825	11.64	11.64	11.64	11.64	11.90
STE DES CIMENTS BLANCS B	6.00	18.84	6.00			18.84	USD	-	-	3.14	-	-	-	3.14
STE DES CIMENTS BLANCS N	3.00	4.71	3.00			4.71	USD	-	-	1.57	-	-	-	1.57

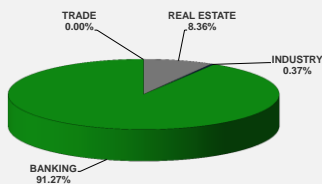
TOTAL EXECUTED 1,749.81 11,643.89 1,666.25 12,448.32 251,674 \$1,839,857

Official USD Closing 1507.5

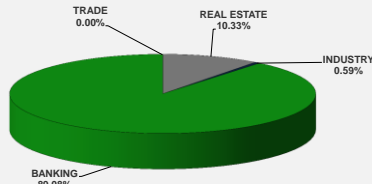
LEBANESE GLOBAL DEPOSITARY RECEIPTS	SHARES MM	BID \$	ASK \$	MID PRICE \$
BLOM BANK	73.90	11.65	11.75	11.70
BYBLOS BANK	1.31	77.00	0.00	77.00
SOLIDERE	9.09	8.35	9.40	8.88
AUDI BANK	116.24	6.12	6.35	6.24

STOCK INDEX	VALUE	PREVIOUS VALUE	% OF CHANGE
MARKET VALUE WEIGHTED INDEX	97.99	99.65	-1.67%
NUMBER OF TRANSACTIONS	47		

BEIRUT STOCK EXCHANGE DAILY TRADING VOLUME



BEIRUT STOCK EXCHANGE DAILY TRADING VALUE \$



Disclaimer: The Capital Markets Authority (CMA) publishes reports for general information purposes only. However, under no circumstances the CMA will accept any responsibility or liability in connection with the use of the information provided in these reports or on this website.

MATURITY	CURRENCY	ISSUED AMOUNT (MM)	OUTSTANDING AMOUNT (MM)	COUPON	ISSUE P.	BID\$	ASK\$	MID. P	YIELD	SPREAD	DURATION	CONVEXITY
Lebanon / 20-07-2017	USD	300.00	75.00	3.750	100.000	99.750	99.875	99.750	6.044	5.246	0.105	0.022
Lebanon / 12-10-2017	USD	775.00	775.00	5.000	100.000	100.621	102.010	100.621	3.092	2.101	0.332	0.221
Lebanon / 27-12-2017	USD	950.00	65.00	5.000	100.000	99.625	99.875	99.625	6.316	4.611	0.277	0.270
Lebanon / 31-12-2017	USD	2,007.51	200.75	4.000	100.000	99.688	100.438	99.688	5.059	3.477	0.290	0.286
Lebanon / 07-03-2018	USD	700.00	70.00	5.000	100.000	98.750	100.750	98.750	7.656	5.561	0.467	0.504
Lebanon / 27-05-2018	USD	200.00	20.00	5.000	100.000	98.750	100.750	98.750	6.838	5.199	0.684	0.860
Lebanon / 12-06-2018	USD	700.00	700.00	5.150	100.000	100.625	102.625	100.625	4.504	3.333	0.971	1.430
Lebanon / 12-11-2018	USD	1,025.00	1,025.00	5.150	100.000	100.640	101.395	100.640	4.675	3.510	1.350	2.511
Lebanon / 28-11-2018	EUR	445.00	445.00	5.350	100.000	101.500	103.500	101.500	4.251	5.013	1.365	3.224
Lebanon / 23-04-2019	USD	500.00	500.00	6.750	100.000	101.125	103.125	101.125	4.858	3.537	1.748	3.990
Lebanon / 20-05-2019	USD	650.00	650.00	6.000	100.000	102.200	102.850	102.200	4.796	3.477	1.813	4.260
Lebanon / 28-11-2019	USD	1,500.00	1,500.00	5.450	100.000	100.625	101.625	100.625	5.175	3.715	2.276	6.462
Lebanon / 09-03-2020	USD	1,200.00	1,200.00	6.375	100.000	102.830	103.170	102.830	5.249	3.784	2.460	7.588
Lebanon / 14-04-2020	USD	700.00	700.00	5.800	100.000	101.000	101.250	101.000	5.412	3.948	2.568	8.161
Lebanon / 19-06-2020	USD	600.00	600.00	6.150	100.000	101.750	102.750	101.750	5.512	4.048	2.655	8.870
Lebanon / 12-04-2021	USD	2,092.47	2,092.47	8.250	100.000	109.082	110.104	109.082	5.582	4.117	3.260	13.160
Lebanon / 27-05-2022	USD	500.00	500.00	6.250	100.000	102.250	103.250	102.250	5.722	3.961	4.221	21.400
Lebanon / 04-10-2022	USD	1,540.00	1,540.00	6.100	100.000	101.500	103.500	101.500	5.768	4.005	4.479	24.114
Lebanon / 27-01-2023	USD	1,100.00	1,100.00	6.000	100.000	100.525	100.775	100.525	5.887	4.127	4.620	26.100
Lebanon / 26-05-2023	USD	500.00	500.00	6.400	100.000	103.000	104.000	103.000	5.797	4.054	4.911	29.090
Lebanon / 22-04-2024	USD	700.00	700.00	6.850	100.000	102.250	102.750	102.250	6.240	4.229	5.421	36.060
Lebanon / 04-11-2024	USD	500.00	538.47	6.250	100.000	100.200	100.900	100.200	6.214	4.203	5.820	41.435
Lebanon / 03-12-2024	USD	250.00	250.00	7.000	100.000	104.760	104.980	104.760	6.194	4.184	5.799	41.376
Lebanon / 26-02-2025	USD	800.00	800.00	6.200	100.000	99.625	100.625	99.625	6.260	4.247	5.949	43.884
Lebanon / 12-06-2025	USD	800.00	800.00	6.250	100.000	99.303	100.303	99.303	6.363	4.348	6.218	47.310
Lebanon / 27-11-2026	USD	1,600.00	1,600.00	6.800	100.000	101.050	103.050	101.050	6.450	4.250	6.972	60.892
Lebanon / 23-03-2027	USD	1,250.00	1,250.00	6.850	100.000	101.875	102.875	101.875	6.585	4.385	6.988	62.458
Lebanon / 29-11-2027	USD	1,000.00	1,000.00	6.750	100.000	101.250	103.250	101.250	6.582	4.383	7.447	70.550
Lebanon / 03-11-2028	USD	500.00	893.20	6.850	100.000	100.000	101.000	100.000	6.649	4.449	7.859	79.848
Lebanon / 25-05-2029	USD	1,000.00	1,000.00	6.850	100.000	101.625	102.625	101.625	6.650	4.472	8.101	85.390
Lebanon / 26-02-2030	USD	1,400.00	1,400.00	6.850	100.000	99.650	100.500	99.650	6.690	4.488	8.330	92.453
Lebanon / 22-04-2031	USD	300.00	300.00	7.000	100.000	101.000	102.000	101.000	6.885	4.685	8.745	103.260
Lebanon / 23-03-2032	USD	1,000.00	1,000.00	7.000	100.000	101.850	101.950	101.850	6.798	4.598	9.047	112.400
Lebanon / 02-11-2035	USD	600.00	600.00	7.050	100.000	100.580	101.420	100.580	6.992	4.792	10.188	148.775
Lebanon / 23-03-2037	USD	750.00	750.00	7.250	100.000	101.750	102.750	101.750	7.083	4.883	10.371	158.749
TOTAL PUBLIC SECTOR EUROBONDS		30,489.849	27,194.75									

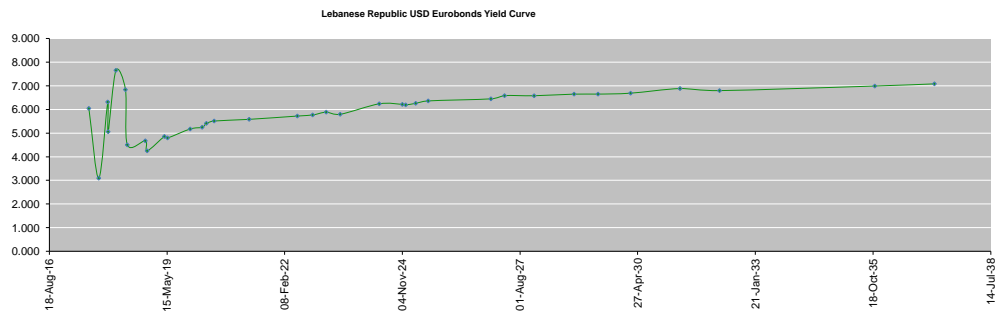
EURO CDS
Not Available

MATURITY	SIZE MM	TYPE	COUPON	Issue P.	BID \$	Ask \$	MID. P	YIELD	SPREAD	DURATION	CONVEXITY
BANK MED S.A.L/14-12-2017	USD 500	Euro CD	5.38	99.46	102.02	102.07	102.02	1.38	0.28	0.49	0.49
BANK BYBLOS S.A.L/21-06-2021	USD 300	Note	7	100	102.58	102.94	102.58	6.27	4.50	3.38	14.25

World Yields in Native Terms	O/N	3 Months	6 Months	9 Months	1 Year	2 Years	3 Years	5 Years	7 Years	10 Years	30 Years
EUR	-	-0.91	-0.73	-0.74	-0.76	-0.71	-0.68	-0.43	-0.14	0.29	1.14
U.S.A	-	0.99	1.10	-	1.17	1.32	1.46	1.76	2.01	2.20	2.86
U.K	-	0.17	0.20	-	0.15	0.12	0.19	0.49	0.72	1.04	1.69
Japan	-	-0.09	-0.10	-0.10	-0.12	-0.10	-0.09	-0.08	-0.04	0.07	0.85

Libor	USD	EUR	JPY	GBP
1 Months	1.10	-0.40	-0.02	0.25
2 Months	1.15	-0.38	-0.01	0.27
3 Months	1.22	-0.37	-0.01	0.29
6 Months	1.41	-0.29	0.02	0.42
1 Year	1.72	-0.18	0.13	0.62

Spot Rates	Bid	Ask
Lebanese Pound	1506.50	1511.50
Euro	1.12	1.1236
British Sterling Pound	1.29	1.2948
Japanese Yen	110.09	110.1300
Gold	1283.73	1285.23



Disclaimer: The Capital Markets Authority (CMA) publishes reports for general information purposes only. However, under no circumstances the CMA will accept any responsibility or liability in connection with the use of the information provided in these reports or on this website.

Contact us by email: research@cma.gov.lb