

LISTED COMPANIES	LISTED SHARES	MARKET CAP.	TOTAL ORDINARY SHARES	PREFERRED SHARES	PREFERRED SHARES ISSUE PRICE	TOTAL MARKET CAP.	CUR.	TRADED VOLUME	TRADED VALUE	CLOSING PRICE	OPEN PRICE	HIGH PRICE	LOW PRICE	PREVIOUS PRICE
	(MM)	(MM \$)	(MM)	(MM)	USD	(MM \$)								
SOLIDERE A	100.00	900.00	100.00			900.00	USD	4,533	40,783	9.00	9.03	9.15	8.95	9.05
SOLIDERE B	65.00	581.75	65.00			581.75	USD	15,787	140,069	8.95	8.65	9.00	8.60	8.73
BQ.LIB. POUR LE COMMERCE	51.03	50.52	152.70			151.17	USD	-	-	0.99	-	-	-	0.99
BQ.LIB. POUR LE COMMERCE PEF. "B"	0.55	55.00		0.55		55.00	USD	-	-	100.00	-	-	-	100.00
BQ.LIB. POUR LE COMMERCE PEF. "C"	0.35	35.00		0.35		35.00	USD	-	-	100.00	-	-	-	100.00
BQ.LIB. POUR LE COMMERCE PEF. "D"	0.75	75.00		0.75		75.00	USD	-	-	100.00	-	-	-	100.00
BANQUE AUDI	399.75	2478.45	399.75			2478.45	USD	5,000	31,006	6.20	6.21	6.21	6.20	6.20
BANQUE AUDI GDR	116.24	726.49				726.49	USD	-	-	6.25	-	-	-	6.25
BANQUE AUDI PREFERRED "F"	1.50	156.00		1.50	100.00	156.00	USD	-	-	104.00	-	-	-	104.00
BANQUE AUDI PREFERRED "G"	1.50	150.75		1.50	100.00	150.75	USD	-	-	100.50	-	-	-	100.50
BANQUE AUDI PREFERRED "H"	0.75	75.38		0.75	100.00	75.38	USD	-	-	100.50	-	-	-	100.50
BANQUE AUDI PREFERRED "I"	2.50	252.50		2.50	100.00	252.50	USD	-	-	101.00	-	-	-	101.00
BANK OF BEIRUT	16.82	316.26	50.47			948.79	USD	-	-	18.80	-	-	-	18.80
BANK OF BEIRUT PRIORITY	4.76	100.00				100.00	USD	-	-	21.00	-	-	-	21.00
BANK OF BEIRUT PREFERRED SHARES "H"	5.40	135.54		5.40	25.00	135.54	USD	-	-	25.10	-	-	-	25.10
BANK OF BEIRUT PREFERRED SHARES "I"	5.00	125.75		5.00	25.00	125.75	USD	-	-	25.15	-	-	-	25.15
BANK OF BEIRUT PREFERRED SHARES "J"	3.00	78.75		3.00	25.00	78.75	USD	-	-	26.25	-	-	-	26.25
BANK OF BEIRUT PREFERRED SHARES "K"	4.00	100.60		4.00	25.00	100.60	USD	-	-	25.15	-	-	-	25.15
BYBLOS BANK	565.52	916.13	565.52			916.13	USD	2,718	4,406	1.62	1.65	1.65	1.61	1.60
BYBLOS BANK GDR	1.31	104.73				104.73	USD	-	-	80.00	-	-	-	80.00
BYBLOS BANK PREFERRED SHARES 2008	2.00	203.00		2.00	100.00	203.00	USD	-	-	101.50	-	-	-	101.50
BYBLOS BANK PREFERRED SHARES 2009	2.00	201.40		2.00	96.00	201.40	USD	-	-	100.70	-	-	-	100.70
BQ.EUROPEENNE PR.M.O	51.40	87.38	62.00			105.40	USD	-	-	1.70	-	-	-	1.70
BQ.EUROPEENNE PR.M.O PREFERRED 20	0.35	35.00		0.35	100.00	35.00	USD	-	-	100.00	-	-	-	100.00
BLOM BANK GDR	73.90	879.36				879.36	USD	134,691	1,599,845	11.90	11.85	11.90	11.85	11.85
BLOM BANK	215.00	2354.25	215.00			2354.25	USD	17,071	186,927	10.95	10.95	10.95	10.95	10.95
BLOM BANK PREFERRED 2011	20.00	207.00		20.00	10.00	207.00	USD	-	-	10.35	-	-	-	10.35
RASAMNY-YOUNIS MOTORS CO	10.92	35.49	27.30			88.73	USD	-	-	3.25	-	-	-	3.25
HOLCIM Liban	19.52	227.36	19.52			227.36	USD	13	151	11.65	11.65	11.65	11.65	11.64
STE DES CIMENTS BLANCS B	6.00	16.80	6.00			16.80	USD	364	1,019	2.80	2.80	2.80	2.80	3.14
STE DES CIMENTS BLANCS N	3.00	4.71	3.00			4.71	USD	-	-	1.57	-	-	-	1.57

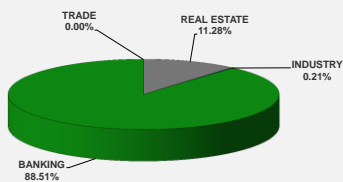
<b>TOTAL EXECUTED</b>	<b>1,749.81</b>	<b>11,666.35</b>	<b>1,666.25</b>	<b>12,470.78</b>	<b>180,177</b>	<b>\$2,004,206</b>
-----------------------	-----------------	------------------	-----------------	------------------	----------------	--------------------

Official USD Closing 1507.5

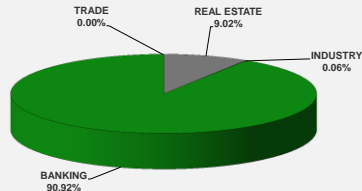
LEBANESE GLOBAL DEPOSITARY RECEIPTS	SHARES MM	BID \$	ASK \$	MID PRICE \$
BLOM BANK	73.90	11.80	11.85	11.83
BYBLOS BANK	1.31	80.00	82.00	81.00
SOLIDERE	9.09	8.80	9.00	8.90
AUDI BANK	116.24	6.12	6.30	6.21

STOCK INDEX	VALUE	PREVIOUS VALUE	% OF CHANGE
MARKET VALUE WEIGHTED INDEX	98.48	97.99	0.50%
NUMBER OF TRANSACTIONS	50		

BEIRUT STOCK EXCHANGE DAILY TRADING VOLUME



BEIRUT STOCK EXCHANGE DAILY TRADING VALUE \$



**Disclaimer:** The Capital Markets Authority (CMA) publishes reports for general information purposes only. However, under no circumstances the CMA will accept any responsibility or liability in connection with the use of the information provided in these reports or on this website.

MATURITY	CURRENCY	ISSUED AMOUNT (MM)	OUTSTANDING AMOUNT (MM)	COUPON	ISSUE P.	BID\$	ASK\$	MID. P	YIELD	SPREAD	DURATION	CONVEXITY
Lebanon / 20-07-2017	USD	300.00	75.00	3.750	100.000	99.750	99.875	99.750	6.107	5.309	0.102	0.021
Lebanon / 12-10-2017	USD	775.00	775.00	5.000	100.000	100.621	102.010	100.621	3.076	2.077	0.329	0.217
Lebanon / 27-12-2017	USD	950.00	65.00	5.000	100.000	99.625	99.875	99.625	6.329	4.605	0.274	0.267
Lebanon / 31-12-2017	USD	2,007.51	200.75	4.000	100.000	99.688	100.438	99.688	5.069	3.462	0.287	0.283
Lebanon / 07-03-2018	USD	700.00	70.00	5.000	100.000	98.750	100.750	98.750	7.671	5.562	0.464	0.500
Lebanon / 27-05-2018	USD	200.00	20.00	5.000	100.000	98.750	100.750	98.750	6.845	5.197	0.681	0.855
Lebanon / 12-06-2018	USD	700.00	700.00	5.150	100.000	100.625	102.625	100.625	4.502	3.326	0.968	1.420
Lebanon / 12-11-2018	USD	1,025.00	1,025.00	5.150	100.000	100.900	101.400	100.900	4.483	3.302	1.348	2.505
Lebanon / 28-11-2018	EUR	445.00	445.00	5.350	100.000	102.125	103.125	102.125	3.809	4.564	1.363	3.220
Lebanon / 23-04-2019	USD	500.00	500.00	6.750	100.000	101.000	101.500	101.000	4.927	3.598	1.741	3.960
Lebanon / 20-05-2019	USD	650.00	650.00	6.000	100.000	101.875	102.375	101.875	4.970	3.643	1.808	4.240
Lebanon / 28-11-2019	USD	1,500.00	1,500.00	5.450	100.000	100.875	101.375	100.875	5.066	3.595	2.274	6.448
Lebanon / 09-03-2020	USD	1,200.00	1,200.00	6.375	100.000	102.500	103.000	102.500	5.377	3.901	2.456	7.565
Lebanon / 14-04-2020	USD	700.00	700.00	5.800	100.000	101.000	101.500	101.000	5.412	3.937	2.566	8.150
Lebanon / 19-06-2020	USD	600.00	600.00	6.150	100.000	101.875	102.375	101.875	5.467	3.992	2.652	8.850
Lebanon / 12-04-2021	USD	2,092.47	2,092.47	8.250	100.000	109.000	109.500	109.000	5.603	4.128	3.255	13.120
Lebanon / 27-05-2022	USD	500.00	500.00	6.250	100.000	102.125	102.875	102.125	5.750	3.983	4.216	21.360
Lebanon / 04-10-2022	USD	1,540.00	1,540.00	6.100	100.000	101.350	103.600	101.350	5.801	4.031	4.476	24.087
Lebanon / 27-01-2023	USD	1,100.00	1,100.00	6.000	100.000	100.450	100.550	100.450	5.903	4.134	4.615	26.060
Lebanon / 26-05-2023	USD	500.00	500.00	6.400	100.000	102.250	103.000	102.250	5.945	4.177	4.899	28.980
Lebanon / 22-04-2024	USD	700.00	700.00	6.850	100.000	102.125	102.875	102.125	6.262	4.248	5.418	36.300
Lebanon / 04-11-2024	USD	500.00	538.47	6.250	100.000	99.750	100.500	99.750	6.291	4.277	5.812	41.342
Lebanon / 03-12-2024	USD	250.00	250.00	7.000	100.000	104.250	105.000	104.250	6.278	4.263	5.793	41.309
Lebanon / 26-02-2025	USD	800.00	800.00	6.200	100.000	99.400	100.250	99.400	6.298	4.284	5.942	43.803
Lebanon / 12-06-2025	USD	800.00	800.00	6.250	100.000	99.625	101.625	99.625	6.310	4.313	6.227	47.410
Lebanon / 27-11-2026	USD	1,600.00	1,600.00	6.800	100.000	101.100	101.950	101.100	6.442	4.236	6.960	60.733
Lebanon / 23-03-2027	USD	1,250.00	1,250.00	6.850	100.000	101.750	102.500	101.750	6.602	4.395	6.981	62.356
Lebanon / 29-11-2027	USD	1,000.00	1,000.00	6.750	100.000	100.875	101.625	100.875	6.632	4.426	7.424	70.220
Lebanon / 03-11-2028	USD	500.00	893.20	6.850	100.000	99.750	100.500	99.750	6.681	4.473	7.848	79.677
Lebanon / 25-05-2029	USD	1,000.00	1,000.00	6.850	100.000	101.300	102.050	101.300	6.690	4.484	8.088	85.180
Lebanon / 26-02-2030	USD	1,400.00	1,400.00	6.650	100.000	99.500	100.250	99.500	6.707	4.499	8.322	92.320
Lebanon / 22-04-2031	USD	300.00	300.00	7.000	100.000	101.375	102.125	101.375	6.844	4.636	8.750	103.340
Lebanon / 23-03-2032	USD	1,000.00	1,000.00	7.000	100.000	101.250	102.000	101.250	6.863	4.655	9.036	112.188
Lebanon / 02-11-2035	USD	600.00	600.00	7.050	100.000	100.500	101.250	100.500	7.000	4.793	10.180	148.603
Lebanon / 23-03-2037	USD	750.00	750.00	7.250	100.000	101.500	102.250	101.500	7.106	4.899	10.351	158.290
<b>TOTAL PUBLIC SECTOR EUROBONDS</b>		<b>30,487.179</b>	<b>27,192.08</b>									

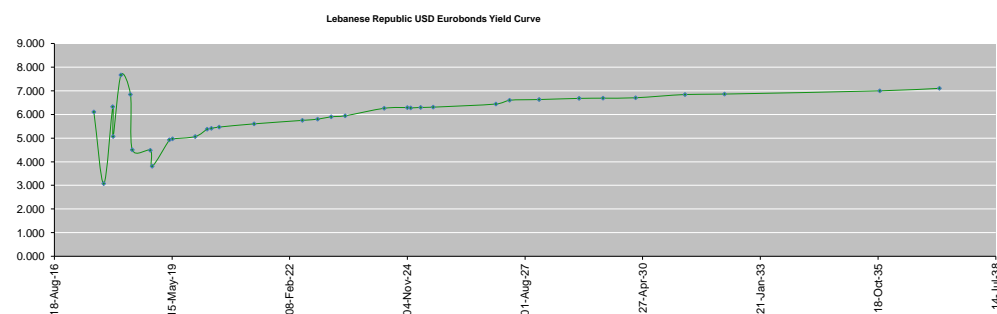
EURO CDS
Not Available

MATURITY	SIZE MM	TYPE	COUPON	Issue P.	BID \$	Ask \$	MID. P	YIELD	SPREAD	DURATION	CONVEXITY
BANK MED S.A.L/14-12-2017	USD 500	Euro CD	5.38	99.46	102.01	102.06	102.01	1.36	0.25	0.49	0.48
BANK BYBLOS S.A.L/21-06-2021	USD 300	Note	7	100	102.57	102.93	102.57	6.27	4.50	3.37	14.23

World Yields in Native Terms	O/N	3 Months	6 Months	9 Months	1 Year	2 Years	3 Years	5 Years	7 Years	10 Years	30 Years
EUR	-	-0.92	-0.74	-0.71	-0.76	-0.73	-0.68	-0.45	-0.16	0.26	1.11
U.S.A	-	1.00	1.12	--	1.18	1.33	1.48	1.77	2.01	2.21	2.86
U.K	-	0.17	0.20	--	0.15	0.10	0.17	0.45	0.69	1.01	1.69
Japan	-	-0.10	-0.10	-0.10	-0.12	-0.10	-0.10	-0.07	-0.06	0.05	0.83

Libor	USD	EUR	JPY	GBP
1 Months	1.12	-0.40	-0.03	0.25
2 Months	1.16	-0.38	-0.02	0.27
3 Months	1.23	-0.37	-0.01	0.29
6 Months	1.42	-0.29	0.02	0.42
1 Year	1.73	-0.18	0.13	0.62

Spot Rates	Bid	Ask
Lebanese Pound	1505.70	1510.70
Euro	1.12	1.1174
British Sterling Pound	1.27	1.2744
Japanese Yen	110.43	110.4500
Gold	1272.80	1273.55



Disclaimer: The Capital Markets Authority (CMA) publishes reports for general information purposes only. However, under no circumstances the CMA will accept any responsibility or liability in connection with the use of the information provided in these reports or on this website.

Contact us by email: [research@cma.gov.lb](mailto:research@cma.gov.lb)