

LISTED COMPANIES	LISTED SHARES	MARKET CAP.	TOTAL ORDINARY SHARES	PREFERRED SHARES	PREFERRED SHARES ISSUE PRICE	TOTAL MARKET CAP.	CUR.	TRADED VOLUME	TRADED VALUE	CLOSING PRICE	OPEN PRICE	HIGH PRICE	LOW PRICE	PREVIOUS PRICE
	(MM)	(MM \$)	(MM)	(MM)	USD	(MM \$)								
SOLIDERE A	100.00	901.00	100.00			901.00	USD	7,224	65,446	9.01	9.00	9.15	9.00	9.00
SOLIDERE B	65.00	572.65	65.00			572.65	USD	864	7,612	8.81	8.81	8.81	8.81	8.95
BQ.LIB. POUR LE COMMERCE	51.03	50.52	152.70			151.17	USD	-	-	0.99	-	-	-	0.99
BQ.LIB. POUR LE COMMERCE PEF. "B"	0.55	55.00		0.55		55.00	USD	-	-	100.00	-	-	-	100.00
BQ.LIB. POUR LE COMMERCE PEF. "C"	0.35	35.00		0.35		35.00	USD	-	-	100.00	-	-	-	100.00
BQ.LIB. POUR LE COMMERCE PEF. "D"	0.75	75.00		0.75		75.00	USD	-	-	100.00	-	-	-	100.00
BANQUE AUDI	399.75	2478.45	399.75			2478.45	USD	1,000	6,201	6.20	6.21	6.21	6.20	6.20
BANQUE AUDI GDR	116.24	726.49				726.49	USD	-	-	6.25	-	-	-	6.25
BANQUE AUDI PREFERRED "F"	1.50	156.00		1.50	100.00	156.00	USD	-	-	104.00	-	-	-	104.00
BANQUE AUDI PREFERRED "G"	1.50	150.75		1.50	100.00	150.75	USD	-	-	100.50	-	-	-	100.50
BANQUE AUDI PREFERRED "H"	0.75	75.38		0.75	100.00	75.38	USD	-	-	100.50	-	-	-	100.50
BANQUE AUDI PREFERRED "I"	2.50	252.50		2.50	100.00	252.50	USD	-	-	101.00	-	-	-	101.00
BANK OF BEIRUT	16.82	316.26	50.47			948.79	USD	-	-	18.80	-	-	-	18.80
BANK OF BEIRUT PRIORITY	4.76	100.00				100.00	USD	-	-	21.00	-	-	-	21.00
BANK OF BEIRUT PREFERRED SHARES "H"	5.40	135.59		5.40	25.00	135.59	USD	10,045	252,212	25.11	25.05	25.15	25.05	25.10
BANK OF BEIRUT PREFERRED SHARES "I"	5.00	125.75		5.00	25.00	125.75	USD	-	-	25.15	-	-	-	25.15
BANK OF BEIRUT PREFERRED SHARES "J"	3.00	78.75		3.00	25.00	78.75	USD	-	-	26.25	-	-	-	26.25
BANK OF BEIRUT PREFERRED SHARES "K"	4.00	100.60		4.00	25.00	100.60	USD	-	-	25.15	-	-	-	25.15
BYBLOS BANK	565.52	927.44	565.52			927.44	USD	1,945	3,189	1.64	1.65	1.65	1.61	1.62
BYBLOS BANK GDR	1.31	104.73				104.73	USD	-	-	80.00	-	-	-	80.00
BYBLOS BANK PREFERRED SHARES 2008	2.00	203.00		2.00	100.00	203.00	USD	-	-	101.50	-	-	-	101.50
BYBLOS BANK PREFERRED SHARES 2009	2.00	202.20		2.00	96.00	202.20	USD	3,985	402,785	101.10	101.20	101.20	101.00	100.70
BQ.EUROPEENNE PR.M.O	51.40	87.38	62.00			105.40	USD	-	-	1.70	-	-	-	1.70
BQ.EUROPEENNE PR.M.O PREFERRED 20	0.35	35.00		0.35	100.00	35.00	USD	-	-	100.00	-	-	-	100.00
BLOM BANK GDR	73.90	880.10				880.10	USD	59,297	706,505	11.91	11.90	11.95	11.90	11.90
BLOM BANK	215.00	2365.00	215.00			2365.00	USD	149,160	1,639,760	11.00	11.00	11.00	10.95	10.95
BLOM BANK PREFERRED 2011	20.00	207.00		20.00	10.00	207.00	USD	-	-	10.35	-	-	-	10.35
RASAMNY-YOUNIS MOTORS CO	10.92	35.49	27.30			88.73	USD	-	-	3.25	-	-	-	3.25
HOLCIM Liban	19.52	227.36	19.52			227.36	USD	-	-	11.65	-	-	-	11.65
STE DES CIMENTS BLANCS B	6.00	16.80	6.00			16.80	USD	-	-	2.80	-	-	-	2.80
STE DES CIMENTS BLANCS N	3.00	4.71	3.00			4.71	USD	-	-	1.57	-	-	-	1.57

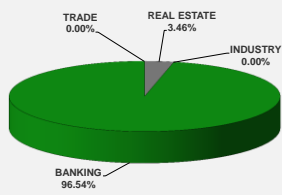
TOTAL EXECUTED 1,749.81 11,681.90 1,666.25 12,486.33 233,520 \$3,083,710

Official USD Closing 1507.5

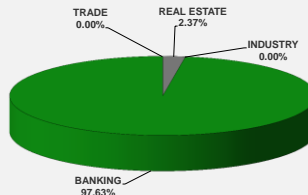
LEBANESE GLOBAL DEPOSITARY RECEIPTS	SHARES MM	BID \$	ASK \$	MID PRICE \$
BLOM BANK	73.90	11.90	11.95	11.93
BYBLOS BANK	1.31	77.00	0.00	77.00
SOLIDERE	9.09	8.82	9.14	8.98
AUDI BANK	116.24	6.12	6.30	6.21

STOCK INDEX	VALUE	PREVIOUS VALUE	% OF CHANGE
MARKET VALUE WEIGHTED INDEX	98.20	98.48	-0.28%
NUMBER OF TRANSACTIONS	49		

BEIRUT STOCK EXCHANGE DAILY TRADING VOLUME



BEIRUT STOCK EXCHANGE DAILY TRADING VALUE \$



Disclaimer: The Capital Markets Authority (CMA) publishes reports for general information purposes only. However, under no circumstances the CMA will accept any responsibility or liability in connection with the use of the information provided in these reports or on this website.

MATURITY	CURRENCY	ISSUED AMOUNT (MM)	OUTSTANDING AMOUNT (MM)	COUPON	ISSUE P.	BID\$	ASK\$	MID. P	YIELD	SPREAD	DURATION	CONVEXITY
Lebanon / 20-07-2017	USD	300.00	75.00	3.750	100.000	99.750	99.875	99.750	6.173	5.365	0.099	0.020
Lebanon / 12-10-2017	USD	775.00	775.00	5.000	100.000	100.621	102.010	100.621	3.060	2.053	0.327	0.214
Lebanon / 27-12-2017	USD	950.00	65.00	5.000	100.000	99.625	99.875	99.625	6.343	4.599	0.271	0.265
Lebanon / 31-12-2017	USD	2,007.51	200.75	4.000	100.000	99.688	100.438	99.688	5.080	3.455	0.284	0.281
Lebanon / 07-03-2018	USD	700.00	70.00	5.000	100.000	98.750	100.750	98.750	7.687	5.553	0.461	0.497
Lebanon / 27-05-2018	USD	200.00	20.00	5.000	100.000	98.750	100.750	98.750	6.852	5.185	0.678	0.850
Lebanon / 12-06-2018	USD	700.00	700.00	5.150	100.000	100.625	102.625	100.625	4.500	3.308	0.965	1.410
Lebanon / 12-11-2018	USD	1,025.00	1,025.00	5.150	100.000	101.000	101.200	101.000	4.408	3.212	1.345	2.495
Lebanon / 28-11-2018	EUR	445.00	445.00	5.350	100.000	102.125	103.125	102.125	3.806	4.540	1.361	3.211
Lebanon / 23-04-2019	USD	500.00	500.00	6.750	100.000	101.000	101.500	101.000	4.926	3.581	1.738	3.950
Lebanon / 20-05-2019	USD	650.00	650.00	6.000	100.000	101.875	102.375	101.875	4.969	3.625	1.805	4.230
Lebanon / 28-11-2019	USD	1,500.00	1,500.00	5.450	100.000	100.650	101.400	100.650	5.163	3.676	2.270	6.431
Lebanon / 09-03-2020	USD	1,200.00	1,200.00	6.375	100.000	102.450	103.150	102.450	5.396	3.903	2.453	7.552
Lebanon / 14-04-2020	USD	700.00	700.00	5.800	100.000	100.875	101.375	100.875	5.459	3.967	2.562	8.131
Lebanon / 19-06-2020	USD	600.00	600.00	6.150	100.000	101.750	102.250	101.750	5.511	4.020	2.648	8.830
Lebanon / 12-04-2021	USD	2,092.47	2,092.47	8.250	100.000	109.000	109.500	109.000	5.601	4.109	3.252	13.100
Lebanon / 27-05-2022	USD	500.00	500.00	6.250	100.000	102.125	102.875	102.125	5.750	3.976	4.213	21.330
Lebanon / 04-10-2022	USD	1,540.00	1,540.00	6.100	100.000	101.550	102.350	101.550	5.757	3.980	4.469	24.020
Lebanon / 27-01-2023	USD	1,100.00	1,100.00	6.000	100.000	100.250	100.500	100.250	5.945	4.170	4.611	26.020
Lebanon / 26-05-2023	USD	500.00	500.00	6.400	100.000	102.250	103.000	102.250	5.945	4.170	4.897	28.950
Lebanon / 22-04-2024	USD	700.00	700.00	6.850	100.000	102.150	102.900	102.150	6.258	4.239	5.416	36.000
Lebanon / 04-11-2024	USD	500.00	538.47	6.250	100.000	99.750	100.500	99.750	6.291	4.272	5.809	41.310
Lebanon / 03-12-2024	USD	250.00	250.00	7.000	100.000	104.150	104.900	104.150	6.294	4.275	5.789	41.262
Lebanon / 26-02-2025	USD	800.00	800.00	6.200	100.000	99.500	100.150	99.500	6.281	4.260	5.939	43.770
Lebanon / 12-06-2025	USD	800.00	800.00	6.250	100.000	99.250	101.250	99.250	6.371	4.345	6.219	47.320
Lebanon / 27-11-2026	USD	1,600.00	1,600.00	6.800	100.000	101.200	102.000	101.200	6.428	4.217	6.959	60.712
Lebanon / 23-03-2027	USD	1,250.00	1,250.00	6.850	100.000	101.750	102.500	101.750	6.602	4.392	6.978	62.318
Lebanon / 29-11-2027	USD	1,000.00	1,000.00	6.750	100.000	101.100	101.350	101.100	6.602	4.391	7.421	70.180
Lebanon / 03-11-2028	USD	500.00	893.20	6.850	100.000	99.750	100.500	99.750	6.681	4.470	7.845	79.633
Lebanon / 25-05-2029	USD	1,000.00	1,000.00	6.850	100.000	101.250	102.000	101.250	6.696	4.486	8.084	85.110
Lebanon / 26-02-2030	USD	1,400.00	1,400.00	6.850	100.000	99.375	100.375	99.375	6.722	4.510	8.320	92.274
Lebanon / 22-04-2031	USD	300.00	300.00	7.000	100.000	101.250	102.250	101.250	6.857	4.647	8.747	103.290
Lebanon / 23-03-2032	USD	1,000.00	1,000.00	7.000	100.000	101.250	102.250	101.250	6.863	4.652	9.037	112.212
Lebanon / 02-11-2035	USD	600.00	600.00	7.050	100.000	100.375	101.375	100.375	7.012	4.802	10.177	148.547
Lebanon / 23-03-2037	USD	750.00	750.00	7.250	100.000	101.375	102.375	101.375	7.118	4.907	10.348	158.234
TOTAL PUBLIC SECTOR EUROBONDS		30,489,448	27,194,35									

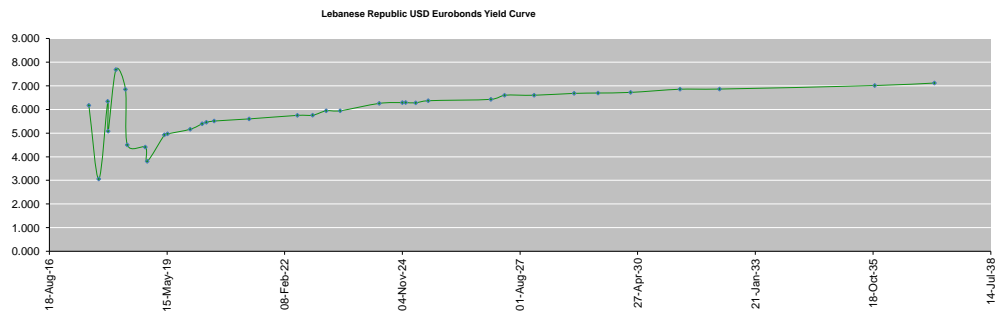
EURO CDS
Not Available

MATURITY	SIZE MM	TYPE	COUPON	Issue P.	BID \$	Ask \$	MID. P	YIELD	SPREAD	DURATION	CONVEXITY
BANK MED S.A.L/14-12-2017	USD 500	Euro CD	5.38	99.46	101.99	102.04	101.99	1.36	0.25	0.50	0.50
BANK BYBLOS S.A.L/21-06-2021	USD 300	Note	7	100	102.54	102.90	102.54	6.28	4.50	3.37	14.21

World Yields in Native Terms	O/N	3 Months	6 Months	9 Months	1 Year	2 Years	3 Years	5 Years	7 Years	10 Years	30 Years
EUR	-	-0.91	-0.71	-0.73	-0.74	-0.73	-0.68	-0.46	-0.16	0.25	1.11
U.S.A	-	1.01	1.13	--	1.20	1.35	1.49	1.77	2.02	2.21	2.86
U.K	-	0.17	0.20	--	0.12	0.09	0.14	0.41	0.65	0.98	1.67
Japan	-	-0.11	-0.11	-0.11	-0.13	-0.11	-0.10	-0.07	-0.05	0.06	0.83

Libor	USD	EUR	JPY	GBP
1 Months	1.13	-0.40	-0.04	0.25
2 Months	1.17	-0.39	-0.02	0.26
3 Months	1.24	-0.37	-0.01	0.29
6 Months	1.42	-0.30	0.02	0.42
1 Year	1.73	-0.18	0.13	0.62

Spot Rates	Bid	Ask
Lebanese Pound	1505.70	1510.70
Euro	1.12	1.1228
British Sterling Pound	1.27	1.2699
Japanese Yen	109.85	109.8700
Gold	1268.71	1269.48



Disclaimer: The Capital Markets Authority (CMA) publishes reports for general information purposes only. However, under no circumstances the CMA will accept any responsibility or liability in connection with the use of the information provided in these reports or on this website.

Contact us by email: research@cma.gov.lb