

LISTED COMPANIES	LISTED SHARES	MARKET CAP.	TOTAL ORDINARY SHARES	PREFERRED SHARES	PREFERRED SHARES ISSUE PRICE	TOTAL MARKET CAP.	CUR.	TRADED VOLUME	TRADED VALUE	CLOSING PRICE	OPEN PRICE	HIGH PRICE	LOW PRICE	PREVIOUS PRICE
	(MM)	(MM \$)	(MM)	(MM)	USD	(MM \$)								
SOLIDERE A	100.00	906.00	100.00			906.00	USD	7,070	63,901	9.06	9.01	9.17	9.00	9.02
SOLIDERE B	65.00	588.25	65.00			588.25	USD	8,289	75,003	9.05	9.00	9.05	9.00	9.02
BQ.LIB. POUR LE COMMERCE	51.03	50.52	152.70			151.17	USD	-	-	0.99	-	-	-	0.99
BQ.LIB. POUR LE COMMERCE PEF. "B"	0.55	55.00		0.55		55.00	USD	-	-	100.00	-	-	-	100.00
BQ.LIB. POUR LE COMMERCE PEF. "C"	0.35	35.00		0.35		35.00	USD	-	-	100.00	-	-	-	100.00
BQ.LIB. POUR LE COMMERCE PEF. "D"	0.75	75.00		0.75		75.00	USD	-	-	100.00	-	-	-	100.00
BANQUE AUDI	399.75	2478.45	399.75			2478.45	USD	1,754	10,875	6.20	6.20	6.20	6.20	6.20
BANQUE AUDI GDR	116.24	726.49				726.49	USD	-	-	6.25	-	-	-	6.25
BANQUE AUDI PREFERRED "F"	1.50	156.00		1.50	100.00	156.00	USD	-	-	104.00	-	-	-	104.00
BANQUE AUDI PREFERRED "G"	1.50	150.75		1.50	100.00	150.75	USD	-	-	100.50	-	-	-	100.50
BANQUE AUDI PREFERRED "H"	0.75	75.38		0.75	100.00	75.38	USD	-	-	100.50	-	-	-	100.50
BANQUE AUDI PREFERRED "I"	2.50	252.50		2.50	100.00	252.50	USD	-	-	101.00	-	-	-	101.00
BANK OF BEIRUT	16.82	316.26	50.47			948.79	USD	-	-	18.80	-	-	-	18.80
BANK OF BEIRUT PRIORITY	4.76	100.00				100.00	USD	-	-	21.00	-	-	-	21.00
BANK OF BEIRUT PREFERRED SHARES "H"	5.40	135.59		5.40	25.00	135.59	USD	-	-	25.11	-	-	-	25.11
BANK OF BEIRUT PREFERRED SHARES "I"	5.00	125.75		5.00	25.00	125.75	USD	-	-	25.15	-	-	-	25.15
BANK OF BEIRUT PREFERRED SHARES "J"	3.00	75.45		3.00	25.00	75.45	USD	-	-	25.15	-	-	-	25.15
BANK OF BEIRUT PREFERRED SHARES "K"	4.00	100.60		4.00	25.00	100.60	USD	-	-	25.15	-	-	-	25.15
BYBLOS BANK	565.52	910.48	565.52			910.48	USD	1,370	2,206	1.61	1.61	1.61	1.61	1.61
BYBLOS BANK GDR	1.31	104.73				104.73	USD	-	-	80.00	-	-	-	80.00
BYBLOS BANK PREFERRED SHARES 2008	2.00	203.00		2.00	100.00	203.00	USD	-	-	101.50	-	-	-	101.50
BYBLOS BANK PREFERRED SHARES 2009	2.00	201.20		2.00	96.00	201.20	USD	5,208	524,142	100.60	101.00	101.00	100.50	100.80
BQ.EUROPEENNE PR.M.O	51.40	87.38	62.00			105.40	USD	-	-	1.70	-	-	-	1.70
BQ.EUROPEENNE PR.M.O PREFERRED 20	0.35	35.00		0.35	100.00	35.00	USD	-	-	100.00	-	-	-	100.00
BLOM BANK GDR	73.90	884.54				884.54	USD	53,801	643,517	11.97	11.95	12.00	11.95	11.95
BLOM BANK	215.00	2365.00	215.00			2365.00	USD	25,000	275,000	11.00	11.00	11.00	11.00	11.00
BLOM BANK PREFERRED 2011	20.00	207.00		20.00	10.00	207.00	USD	-	-	10.35	-	-	-	10.35
RASAMNY-YOUNIS MOTORS CO	10.92	35.49	27.30			88.73	USD	-	-	3.25	-	-	-	3.25
HOLCIM Liban	19.52	244.73	19.52			244.73	USD	5,883	73,767	12.54	12.10	12.60	12.10	11.65
STE DES CIMENTS BLANCS B	6.00	16.80	6.00			16.80	USD	-	-	2.80	-	-	-	2.80
STE DES CIMENTS BLANCS N	3.00	4.71	3.00			4.71	USD	-	-	1.57	-	-	-	1.57

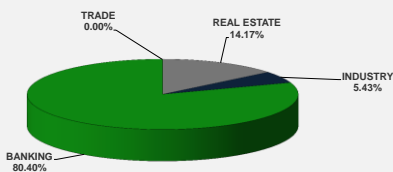
TOTAL EXECUTED 1,749.81 11,703.04 1,666.25 12,507.47 108,375 \$1,668,411

Official USD Closing 1507.5

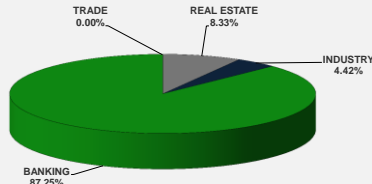
LEBANESE GLOBAL DEPOSITARY RECEIPTS	SHARES MM	BID \$	ASK \$	MID PRICE \$
BLOM BANK	73.90	11.85	11.95	11.90
BYBLOS BANK	1.31	77.00	0.00	77.00
SOLIDERE	9.09	8.72	9.45	9.09
AUDI BANK	116.24	6.13	6.30	6.22

STOCK INDEX	VALUE	PREVIOUS VALUE	% OF CHANGE
MARKET VALUE WEIGHTED INDEX	99.17	98.87	0.31%
NUMBER OF TRANSACTIONS	36		

BEIRUT STOCK EXCHANGE DAILY TRADING VOLUME



BEIRUT STOCK EXCHANGE DAILY TRADING VALUE \$



Disclaimer: The Capital Markets Authority (CMA) publishes reports for general information purposes only. However, under no circumstances the CMA will accept any responsibility or liability in connection with the use of the information provided in these reports or on this website.

MATURITY	CURRENCY	ISSUED AMOUNT (MM)	OUTSTANDING AMOUNT (MM)	COUPON	ISSUE P.	BID\$	ASK\$	MID. P	YIELD	SPREAD	DURATION	CONVEXITY
Lebanon / 20-07-2017	USD	300.00	75.00	3.750	100.000	99.750	99.875	99.750	6.317	5.449	0.094	0.018
Lebanon / 12-10-2017	USD	775.00	775.00	5.000	100.000	100.621	101.883	100.621	3.027	2.019	0.321	0.206
Lebanon / 27-12-2017	USD	950.00	65.00	5.000	100.000	99.625	99.875	99.625	6.371	4.601	0.266	0.259
Lebanon / 31-12-2017	USD	2,007.51	200.75	4.000	100.000	99.688	100.438	99.688	5.101	3.461	0.279	0.275
Lebanon / 07-03-2018	USD	700.00	70.00	5.000	100.000	98.750	100.750	98.750	7.718	5.549	0.456	0.489
Lebanon / 27-05-2018	USD	200.00	20.00	5.000	100.000	98.750	100.750	98.750	6.866	5.176	0.673	0.840
Lebanon / 12-06-2018	USD	700.00	700.00	5.150	100.000	100.625	102.625	100.625	4.496	3.278	0.960	1.400
Lebanon / 12-11-2018	USD	1,025.00	1,025.00	5.150	100.000	100.768	101.450	100.768	4.576	3.369	1.339	2.478
Lebanon / 28-11-2018	EUR	445.00	445.00	5.350	100.000	102.500	103.500	102.500	3.537	4.217	1.359	3.208
Lebanon / 23-04-2019	USD	500.00	500.00	6.750	100.000	101.000	103.000	101.000	4.925	3.570	1.737	3.950
Lebanon / 20-05-2019	USD	650.00	650.00	6.000	100.000	102.050	102.750	102.050	4.871	3.518	1.801	4.210
Lebanon / 28-11-2019	USD	1,500.00	1,500.00	5.450	100.000	100.750	101.750	100.750	5.119	3.767	2.266	6.411
Lebanon / 09-03-2020	USD	1,200.00	1,200.00	6.375	100.000	102.400	103.150	102.400	5.413	3.913	2.448	7.522
Lebanon / 14-04-2020	USD	700.00	700.00	5.800	100.000	100.500	101.250	100.500	5.603	4.103	2.556	8.092
Lebanon / 19-06-2020	USD	600.00	600.00	6.150	100.000	101.500	102.250	101.500	5.601	4.101	2.642	8.800
Lebanon / 12-04-2021	USD	2,092.47	2,092.47	8.250	100.000	109.000	109.750	109.000	5.598	4.098	3.247	13.070
Lebanon / 27-05-2022	USD	500.00	500.00	6.250	100.000	101.875	102.375	101.875	5.807	4.033	4.205	21.260
Lebanon / 04-10-2022	USD	1,540.00	1,540.00	6.100	100.000	101.250	103.250	101.250	5.822	4.047	4.466	23.993
Lebanon / 27-01-2023	USD	1,100.00	1,100.00	6.000	100.000	100.350	100.750	100.350	5.924	4.150	4.608	25.990
Lebanon / 26-05-2023	USD	500.00	500.00	6.400	100.000	102.375	103.375	102.375	5.919	4.147	4.894	28.920
Lebanon / 22-04-2024	USD	700.00	700.00	6.850	100.000	102.375	102.745	102.375	6.217	4.205	5.411	35.940
Lebanon / 04-11-2024	USD	500.00	538.47	6.250	100.000	100.000	100.800	100.000	6.248	4.239	5.807	41.284
Lebanon / 03-12-2024	USD	250.00	250.00	7.000	100.000	104.760	104.850	104.760	6.193	4.181	5.787	41.238
Lebanon / 26-02-2025	USD	800.00	800.00	6.200	100.000	99.500	100.150	99.500	6.281	4.269	5.934	43.703
Lebanon / 12-06-2025	USD	800.00	800.00	6.250	100.000	99.375	101.375	99.375	6.351	4.334	6.215	47.270
Lebanon / 27-11-2026	USD	1,600.00	1,600.00	6.800	100.000	101.000	102.000	101.000	6.456	4.259	6.952	60.612
Lebanon / 23-03-2027	USD	1,250.00	1,250.00	6.850	100.000	101.875	102.875	101.875	6.585	4.386	6.977	62.303
Lebanon / 29-11-2027	USD	1,000.00	1,000.00	6.750	100.000	101.050	101.450	101.050	6.609	4.417	7.416	70.100
Lebanon / 03-11-2028	USD	500.00	893.20	6.850	100.000	99.659	100.350	99.659	6.692	4.495	7.837	79.505
Lebanon / 25-05-2029	USD	1,000.00	1,000.00	6.850	100.000	101.500	102.500	101.500	6.665	4.461	8.088	85.170
Lebanon / 26-02-2030	USD	1,400.00	1,400.00	6.850	100.000	99.320	100.550	99.320	6.729	4.532	8.316	92.208
Lebanon / 22-04-2031	USD	300.00	300.00	7.000	100.000	101.500	102.500	101.500	6.829	4.624	8.749	103.320
Lebanon / 23-03-2032	USD	1,000.00	1,000.00	7.000	100.000	101.500	101.900	101.500	6.835	4.637	9.030	112.083
Lebanon / 02-11-2035	USD	600.00	600.00	7.050	100.000	100.600	101.250	100.600	6.990	4.792	10.174	148.483
Lebanon / 23-03-2037	USD	750.00	750.00	7.250	100.000	101.500	102.500	101.500	7.106	4.908	10.348	158.254
<b>TOTAL PUBLIC SECTOR EUROBONDS</b>		<b>30,488.336</b>	<b>27,193.24</b>									

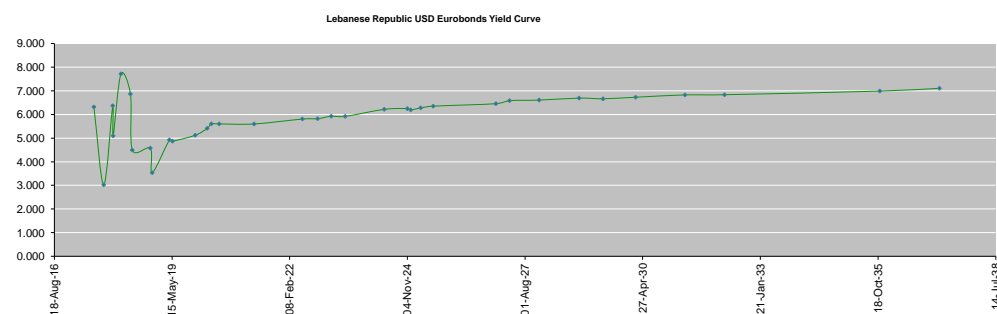
EURO CDS
Not Available

MATURITY	SIZE MM	TYPE	COUPON	Issue P.	BID \$	Ask \$	MID. P	YIELD	SPREAD	DURATION	CONVEXITY
BANK MED S.A.L/14-12-2017	USD 500	Euro CD	5.38	99.46	101.97	102.02	101.97	1.36	0.23	0.49	0.49
BANK BYBLOS S.A.L/21-06-2021	USD 300	Note	7	100	102.55	102.91	102.55	6.27	4.50	3.36	14.17

World Yields in Native Terms	O/N	3 Months	6 Months	9 Months	1 Year	2 Years	3 Years	5 Years	7 Years	10 Years	30 Years
EUR	-	-0.90	-0.73	-0.71	-0.71	-0.69	-0.66	-0.43	-0.15	0.26	1.08
U.S.A	-	1.01	1.13	--	1.21	1.36	1.50	1.77	2.01	2.20	2.85
U.K	-	0.17	0.20	--	0.14	0.13	0.18	0.43	0.66	1.01	1.71
Japan	-	-0.10	-0.10	-0.10	-0.13	-0.11	-0.09	-0.07	-0.02	0.06	0.81

Libor	USD	EUR	JPY	GBP
1 Months	1.16	-0.40	-0.03	0.25
2 Months	1.19	-0.39	-0.01	0.27
3 Months	1.25	-0.37	-0.01	0.29
6 Months	1.42	-0.30	0.02	0.42
1 Year	1.74	-0.18	0.13	0.61

Spot Rates	Bid	Ask
Lebanese Pound	1504.00	1509.00
Euro	1.12	1.1203
British Sterling Pound	1.27	1.2734
Japanese Yen	110.26	110.2800
Gold	1267.01	1267.78



Disclaimer: The Capital Markets Authority (CMA) publishes reports for general information purposes only. However, under no circumstances the CMA will accept any responsibility or liability in connection with the use of the information provided in these reports or on this website.

Contact us by email: [research@cma.gov.lb](mailto:research@cma.gov.lb)