

LISTED COMPANIES	LISTED SHARES	MARKET CAP.	TOTAL ORDINARY SHARES	PREFERRED SHARES	PREFERRED SHARES ISSUE PRICE	TOTAL MARKET CAP.	CUR.	TRADED VOLUME	TRADED VALUE	CLOSING PRICE	OPEN PRICE	HIGH PRICE	LOW PRICE	PREVIOUS PRICE
	(MM)	(MM \$)	(MM)	(MM)	USD	(MM \$)								
SOLIDERE A	100.00	896.00	100.00			896.00	USD	10,884	97,405	8.96	9.05	9.05	8.80	9.05
SOLIDERE B	65.00	566.80	65.00			566.80	USD	963	8,393	8.72	8.75	8.75	8.65	9.04
BQ.LIB. POUR LE COMMERCE	51.03	50.52	152.70			151.17	USD	-	-	0.99	-	-	-	0.99
BQ.LIB. POUR LE COMMERCE PEF. "B"	0.55	55.00		0.55		55.00	USD	-	-	100.00	-	-	-	100.00
BQ.LIB. POUR LE COMMERCE PEF. "C"	0.35	35.00		0.35		35.00	USD	-	-	100.00	-	-	-	100.00
BQ.LIB. POUR LE COMMERCE PEF. "D"	0.75	75.00		0.75		75.00	USD	-	-	100.00	-	-	-	100.00
BANQUE AUDI	399.75	2474.45	399.75			2474.45	USD	124,853	772,840	6.19	6.19	6.19	6.19	6.20
BANQUE AUDI GDR	116.24	720.68				720.68	USD	8,000	49,600	6.20	6.20	6.20	6.20	6.25
BANQUE AUDI PREFERRED "F"	1.50	156.00		1.50	100.00	156.00	USD	-	-	104.00	-	-	-	104.00
BANQUE AUDI PREFERRED "G"	1.50	150.75		1.50	100.00	150.75	USD	-	-	100.50	-	-	-	100.50
BANQUE AUDI PREFERRED "H"	0.75	75.38		0.75	100.00	75.38	USD	-	-	100.50	-	-	-	100.50
BANQUE AUDI PREFERRED "I"	2.50	253.25		2.50	100.00	253.25	USD	10,700	1,083,440	101.30	101.40	101.40	101.20	101.30
BANK OF BEIRUT	16.82	316.26	50.47			948.79	USD	-	-	18.80	-	-	-	18.80
BANK OF BEIRUT PRIORITY	4.76	100.00				100.00	USD	-	-	21.00	-	-	-	21.00
BANK OF BEIRUT PREFERRED SHARES "H"	5.40	135.59		5.40	25.00	135.59	USD	-	-	25.11	-	-	-	25.11
BANK OF BEIRUT PREFERRED SHARES "I"	5.00	125.75		5.00	25.00	125.75	USD	-	-	25.15	-	-	-	25.15
BANK OF BEIRUT PREFERRED SHARES "J"	3.00	75.45		3.00	25.00	75.45	USD	-	-	25.15	-	-	-	25.15
BANK OF BEIRUT PREFERRED SHARES "K"	4.00	100.60		4.00	25.00	100.60	USD	-	-	25.15	-	-	-	25.15
BYBLOS BANK	565.52	910.48	565.52			910.48	USD	-	-	1.61	-	-	-	1.61
BYBLOS BANK GDR	1.31	104.73				104.73	USD	-	-	80.00	-	-	-	80.00
BYBLOS BANK PREFERRED SHARES 2008	2.00	203.00		2.00	100.00	203.00	USD	-	-	101.50	-	-	-	101.50
BYBLOS BANK PREFERRED SHARES 2009	2.00	202.00		2.00	96.00	202.00	USD	-	-	101.00	-	-	-	101.00
BQ.EUROPEENNE PR.M.O	51.40	87.38	62.00			105.40	USD	-	-	1.70	-	-	-	1.70
BQ.EUROPEENNE PR.M.O PREFERRED 20	0.35	35.00		0.35	100.00	35.00	USD	-	-	100.00	-	-	-	100.00
BLOM BANK GDR	73.90	886.75				886.75	USD	11,050	132,600	12.00	12.00	12.00	12.00	12.00
BLOM BANK	215.00	2375.75	215.00			2375.75	USD	34,500	381,225	11.05	11.05	11.05	11.05	11.03
BLOM BANK PREFERRED 2011	20.00	207.00		20.00	10.00	207.00	USD	-	-	10.35	-	-	-	10.35
RASAMNY-YOUNIS MOTORS CO	10.92	35.49	27.30			88.73	USD	-	-	3.25	-	-	-	3.25
HOLCIM Liban	19.52	244.73	19.52			244.73	USD	-	-	12.54	-	-	-	12.54
STE DES CIMENTS BLANCS B	6.00	16.80	6.00			16.80	USD	-	-	2.80	-	-	-	2.80
STE DES CIMENTS BLANCS N	3.00	4.71	3.00			4.71	USD	-	-	1.57	-	-	-	1.57

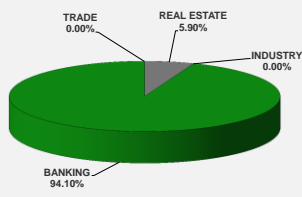
TOTAL EXECUTED 1,749.81 11,676.30 1,666.25 12,480.73 200,950 \$2,525,503

Official USD Closing 1607.5

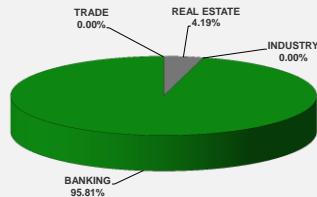
LEBANESE GLOBAL DEPOSITARY RECEIPTS	SHARES MM	BID \$	ASK \$	MID PRICE \$
BLOM BANK	73.90	11.95	12.00	11.98
BYBLOS BANK	1.31	77.00	0.00	77.00
SOLIDERE	9.09	8.70	9.00	8.85
AUDI BANK	116.24	6.11	6.15	6.13

STOCK INDEX	VALUE	PREVIOUS VALUE	% OF CHANGE
MARKET VALUE WEIGHTED INDEX	97.71	99.23	-1.53%
NUMBER OF TRANSACTIONS	37		

BEIRUT STOCK EXCHANGE DAILY TRADING VOLUME



BEIRUT STOCK EXCHANGE DAILY TRADING VALUE \$



Disclaimer: The Capital Markets Authority (CMA) publishes reports for general information purposes only. However, under no circumstances the CMA will accept any responsibility or liability in connection with the use of the information provided in these reports or on this website.

MATURITY	CURRENCY	ISSUED AMOUNT (MM)	OUTSTANDING AMOUNT (MM)	COUPON	ISSUE P.	BID\$	ASK\$	MID. P	YIELD	SPREAD	DURATION	CONVEXITY
Lebanon / 20-07-2017	USD	300.00	75.00	3.750	100.000	99.750	99.875	99.750	6.683	5.835	0.083	0.014
Lebanon / 12-10-2017	USD	775.00	775.00	5.000	100.000	100.621	101.883	100.621	2.958	1.948	0.310	0.192
Lebanon / 27-12-2017	USD	950.00	65.00	5.000	100.000	99.625	99.875	99.625	6.431	4.624	0.255	0.248
Lebanon / 31-12-2017	USD	2,007.51	200.75	4.000	100.000	99.688	100.438	99.688	5.147	3.475	0.268	0.264
Lebanon / 07-03-2018	USD	700.00	70.00	5.000	100.000	98.750	100.750	98.750	7.784	5.590	0.445	0.474
Lebanon / 27-05-2018	USD	200.00	20.00	5.000	100.000	98.750	100.750	98.750	6.895	5.204	0.662	0.820
Lebanon / 12-06-2018	USD	700.00	700.00	5.150	100.000	100.750	102.750	100.750	4.357	3.163	0.950	1.370
Lebanon / 12-11-2018	USD	1,025.00	1,025.00	5.150	100.000	101.000	101.370	101.000	4.399	3.199	1.329	2.445
Lebanon / 28-11-2018	EUR	445.00	445.00	5.350	100.000	102.250	103.125	102.250	3.701	4.366	1.346	3.156
Lebanon / 23-04-2019	USD	500.00	500.00	6.750	100.000	101.125	103.125	101.125	4.850	3.494	1.727	3.910
Lebanon / 20-05-2019	USD	650.00	650.00	6.000	100.000	101.600	103.200	101.600	5.110	3.761	1.790	4.170
Lebanon / 28-11-2019	USD	1,500.00	1,500.00	5.450	100.000	100.550	102.100	100.550	5.205	3.857	2.256	6.359
Lebanon / 09-03-2020	USD	1,200.00	1,200.00	6.375	100.000	102.830	103.170	102.830	5.241	3.742	2.438	7.472
Lebanon / 14-04-2020	USD	700.00	700.00	5.800	100.000	100.950	101.800	100.950	5.428	3.930	2.548	8.049
Lebanon / 19-06-2020	USD	600.00	600.00	6.150	100.000	101.875	102.875	101.875	5.463	3.966	2.714	9.020
Lebanon / 12-04-2021	USD	2,092.47	2,092.47	8.250	100.000	109.035	109.800	109.035	5.582	4.081	3.237	13.000
Lebanon / 27-05-2022	USD	500.00	500.00	6.250	100.000	102.250	103.250	102.250	5.719	3.951	4.199	21.210
Lebanon / 04-10-2022	USD	1,540.00	1,540.00	6.100	100.000	101.300	103.000	101.300	5.811	4.037	4.455	23.884
Lebanon / 27-01-2023	USD	1,100.00	1,100.00	6.000	100.000	100.450	100.850	100.450	5.903	4.134	4.598	25.890
Lebanon / 26-05-2023	USD	500.00	500.00	6.400	100.000	102.125	103.125	102.125	5.988	4.200	4.881	28.790
Lebanon / 22-04-2024	USD	700.00	700.00	6.850	100.000	102.500	103.000	102.500	6.194	4.199	5.402	35.840
Lebanon / 04-11-2024	USD	500.00	538.47	6.250	100.000	100.300	101.000	100.300	6.197	4.202	5.800	41.189
Lebanon / 03-12-2024	USD	250.00	250.00	7.000	100.000	104.375	105.375	104.375	6.256	4.260	5.777	41.119
Lebanon / 26-02-2025	USD	800.00	800.00	6.200	100.000	99.600	100.400	99.600	6.265	4.270	5.926	43.598
Lebanon / 12-06-2025	USD	800.00	800.00	6.250	100.000	99.750	101.750	99.750	6.290	4.292	6.210	47.190
Lebanon / 27-11-2026	USD	1,600.00	1,600.00	6.800	100.000	101.500	102.500	101.500	6.385	4.214	6.950	60.571
Lebanon / 23-03-2027	USD	1,250.00	1,250.00	6.850	100.000	102.250	103.250	102.250	6.533	4.362	6.974	62.241
Lebanon / 29-11-2027	USD	1,000.00	1,000.00	6.750	100.000	101.500	103.500	101.500	6.549	4.378	7.430	70.290
Lebanon / 03-11-2028	USD	500.00	893.20	6.850	100.000	100.000	101.000	100.000	6.649	4.476	7.837	79.501
Lebanon / 25-05-2029	USD	1,000.00	1,000.00	6.850	100.000	101.250	102.250	101.250	6.695	4.526	8.071	84.890
Lebanon / 26-02-2030	USD	1,400.00	1,400.00	6.850	100.000	99.600	100.500	99.600	6.696	4.522	8.308	92.074
Lebanon / 22-04-2031	USD	300.00	300.00	7.000	100.000	100.750	101.750	100.750	6.913	4.741	8.716	102.740
Lebanon / 23-03-2032	USD	1,000.00	1,000.00	7.000	100.000	101.500	102.500	101.500	6.835	4.665	9.029	112.061
Lebanon / 02-11-2035	USD	600.00	600.00	7.050	100.000	100.580	101.170	100.580	6.992	4.818	10.161	148.213
Lebanon / 23-03-2037	USD	750.00	750.00	7.250	100.000	101.875	102.875	101.875	7.071	4.899	10.356	158.429
TOTAL PUBLIC SECTOR EUROBONDS		30,487.045	27,191.95									

EURO CDS

Not Available

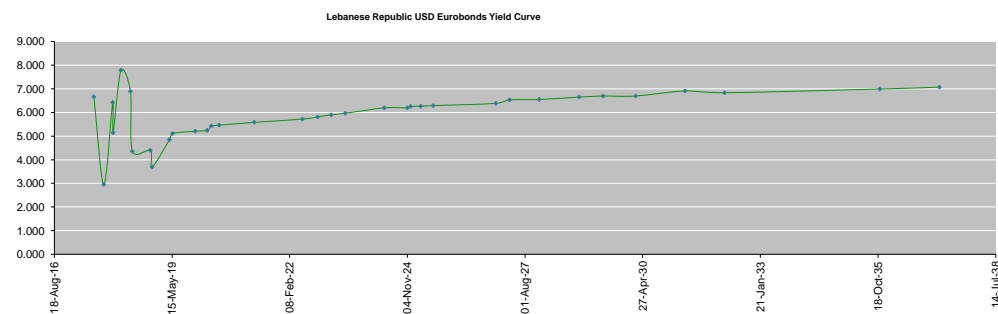
LEBANESE PRIVATE SECTOR EUROBONDS

MATURITY	SIZE MM	TYPE	COUPON	Issue P.	BID \$	Ask \$	MID. P	YIELD	SPREAD	DURATION	CONVEXITY
BANK MED S.A.L/14-12-2017	USD 500	Euro CD	5.38	99.46	101.92	101.97	101.92	1.37	0.26	0.48	0.46
BANK BYBLOS S.A.L/21-06-2021	USD 300	Note	7	100	102.55	102.91	102.55	6.27	4.50	3.35	14.09

World Yields in Native Terms	O/N	3 Months	6 Months	9 Months	1 Year	2 Years	3 Years	5 Years	7 Years	10 Years	30 Years
EUR	-	-0.89	-0.72	-0.64	-0.68	-0.62	-0.59	-0.37	-0.11	0.30	1.13
U.S.A	-	1.01	1.13	--	1.20	1.35	1.50	1.77	2.00	2.17	2.79
U.K	-	0.17	0.20	--	0.17	0.17	0.23	0.48	0.71	1.04	1.73
Japan	-	-0.10	-0.10	-0.10	-0.13	-0.11	-0.10	-0.07	-0.03	0.05	0.81

Libor	USD	EUR	JPY	GBP
1 Months	1.21	-0.40	-0.04	0.25
2 Months	1.24	-0.39	-0.01	0.27
3 Months	1.27	-0.37	-0.01	0.29
6 Months	1.43	-0.30	0.02	0.42
1 Year	1.73	-0.18	0.13	0.61

Spot Rates	Bid	Ask
Lebanese Pound	1505.70	1510.70
Euro	1.12	1.1172
British Sterling Pound	1.28	1.2770
Japanese Yen	111.39	111.4100
Gold	1255.43	1255.54



Disclaimer: The Capital Markets Authority (CMA) publishes reports for general information purposes only. However, under no circumstances the CMA will accept any responsibility or liability in connection with the use of the information provided in these reports or on this website.

Contact us by email: research@cma.gov.lb