

LISTED COMPANIES	LISTED SHARES	MARKET CAP.	TOTAL ORDINARY SHARES	PREFERRED SHARES	PREFERRED SHARES ISSUE PRICE	TOTAL MARKET CAP.	CUR.	TRADED VOLUME	TRADED VALUE	CLOSING PRICE	OPEN PRICE	HIGH PRICE	LOW PRICE	PREVIOUS PRICE
	(MM)	(MM \$)	(MM)	(MM)	USD	(MM \$)								
SOLIDERE A	100.00	850.00	100.00			850.00	USD	8,688	73,824	8.50	8.50	8.50	8.41	8.54
SOLIDERE B	65.00	565.50	65.00			565.50	USD	500	4,350	8.70	8.70	8.70	8.70	8.53
BQ.LIB. POUR LE COMMERCE	51.03	50.52	152.70			151.17	USD	-	-	0.99	-	-	-	0.99
BQ.LIB. POUR LE COMMERCE PEF. "B"	0.55	55.00		0.55		55.00	USD	-	-	100.00	-	-	-	100.00
BQ.LIB. POUR LE COMMERCE PEF. "C"	0.35	35.00		0.35		35.00	USD	-	-	100.00	-	-	-	100.00
BQ.LIB. POUR LE COMMERCE PEF. "D"	0.75	75.00		0.75		75.00	USD	-	-	100.00	-	-	-	100.00
BANQUE AUDI	399.75	2474.45	399.75			2474.45	USD	-	-	6.19	-	-	-	6.19
BANQUE AUDI GDR	116.24	720.68				720.68	USD	-	-	6.20	-	-	-	6.20
BANQUE AUDI PREFERRED "F"	1.50	156.00		1.50	100.00	156.00	USD	-	-	104.00	-	-	-	104.00
BANQUE AUDI PREFERRED "G"	1.50	150.30		1.50	100.00	150.30	USD	3,250	325,650	100.20	100.20	100.20	100.20	100.50
BANQUE AUDI PREFERRED "H"	0.75	75.38		0.75	100.00	75.38	USD	-	-	100.50	-	-	-	100.50
BANQUE AUDI PREFERRED "I"	2.50	252.50		2.50	100.00	252.50	USD	7,540	761,548	101.00	101.10	101.10	101.00	101.40
BANK OF BEIRUT	16.82	316.26	50.47			948.79	USD	-	-	18.80	-	-	-	18.80
BANK OF BEIRUT PRIORITY	4.76	100.00				100.00	USD	-	-	21.00	-	-	-	21.00
BANK OF BEIRUT PREFERRED SHARES "H"	5.40	135.81		5.40	25.00	135.81	USD	-	-	25.15	-	-	-	25.15
BANK OF BEIRUT PREFERRED SHARES "I"	5.00	125.75		5.00	25.00	125.75	USD	1,980	49,797	25.15	25.15	25.15	25.15	25.15
BANK OF BEIRUT PREFERRED SHARES "J"	3.00	75.45		3.00	25.00	75.45	USD	-	-	25.15	-	-	-	25.15
BANK OF BEIRUT PREFERRED SHARES "K"	4.00	100.60		4.00	25.00	100.60	USD	-	-	25.15	-	-	-	25.15
BYBLOS BANK	565.52	916.13	565.52			916.13	USD	-	-	1.62	-	-	-	1.62
BYBLOS BANK GDR	1.31	104.73				104.73	USD	-	-	80.00	-	-	-	80.00
BYBLOS BANK PREFERRED SHARES 2008	2.00	201.80		2.00	100.00	201.80	USD	-	-	100.90	-	-	-	100.90
BYBLOS BANK PREFERRED SHARES 2009	2.00	203.00		2.00	96.00	203.00	USD	98	9,947	101.50	101.50	101.50	101.50	101.00
BQ.EUROPEENNE PR.M.O	51.40	87.38	62.00			105.40	USD	-	-	1.70	-	-	-	1.70
BQ.EUROPEENNE PR.M.O PREFERRED 20	0.35	35.00		0.35	100.00	35.00	USD	-	-	100.00	-	-	-	100.00
BLOM BANK GDR	73.90	891.92				891.92	USD	20,225	244,111	12.07	12.10	12.10	12.05	12.10
BLOM BANK	215.00	2386.50	215.00			2386.50	USD	40,040	443,942	11.10	11.05	11.10	11.05	11.10
BLOM BANK PREFERRED 2011	20.00	207.00		20.00	10.00	207.00	USD	-	-	10.35	-	-	-	10.35
RASAMNY-YOUNIS MOTORS CO	10.92	35.49	27.30			88.73	USD	-	-	3.25	-	-	-	3.25
HOLCIM Liban	19.52	234.19	19.52			234.19	USD	400	4,800	12.00	12.00	12.00	12.00	12.54
STE DES CIMENTS BLANCS B	6.00	16.80	6.00			16.80	USD	-	-	2.80	-	-	-	2.80
STE DES CIMENTS BLANCS N	3.00	4.71	3.00			4.71	USD	-	-	1.57	-	-	-	1.57

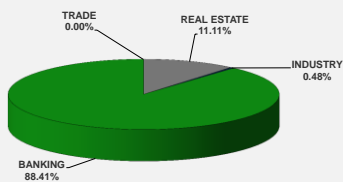
TOTAL EXECUTED 1,749.81 11,638.85 1,666.25 12,443.28 82,721 \$1,917,969

Official USD Closing 1607.5

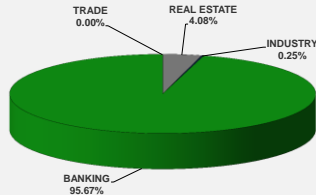
LEBANESE GLOBAL DEPOSITARY RECEIPTS	SHARES MM	BID \$	ASK \$	MID PRICE \$
BLOM BANK	73.90	12.00	12.10	12.05
BYBLOS BANK	1.31	78.00	0.00	78.00
SOLIDERE	9.09	8.40	8.65	8.53
AUDI BANK	116.24	5.83	6.00	5.92

STOCK INDEX	VALUE	PREVIOUS VALUE	% OF CHANGE
MARKET VALUE WEIGHTED INDEX	95.39	95.09	0.32%
NUMBER OF TRANSACTIONS	31		

BEIRUT STOCK EXCHANGE DAILY TRADING VOLUME



BEIRUT STOCK EXCHANGE DAILY TRADING VALUE \$



Disclaimer: The Capital Markets Authority (CMA) publishes reports for general information purposes only. However, under no circumstances the CMA will accept any responsibility or liability in connection with the use of the information provided in these reports or on this website.

MATURITY	CURRENCY	ISSUED AMOUNT (MM)	OUTSTANDING AMOUNT (MM)	COUPON	ISSUE P.	BIDS	ASKS	MID. P	YIELD	SPREAD	DURATION	CONVEXITY
Lebanon / 20-07-2017	USD	300.00	75.00	3.750	100.000	99.750	99.875	99.750	6.989	6.176	0.075	0.011
Lebanon / 12-10-2017	USD	775.00	775.00	5.000	100.000	100.496	101.757	100.496	3.313	2.291	0.302	0.182
Lebanon / 27-12-2017	USD	950.00	65.00	5.000	100.000	99.625	99.875	99.625	6.479	4.621	0.247	0.240
Lebanon / 31-12-2017	USD	2,007.51	200.75	4.000	100.000	99.750	100.250	99.750	4.947	3.350	0.259	0.255
Lebanon / 07-03-2018	USD	700.00	70.00	5.000	100.000	98.750	100.750	98.750	7.835	5.668	0.437	0.463
Lebanon / 27-05-2018	USD	200.00	20.00	5.000	100.000	98.750	100.750	98.750	6.917	5.162	0.654	0.805
Lebanon / 12-06-2018	USD	700.00	700.00	5.150	100.000	100.625	102.625	100.625	4.482	3.235	0.941	1.350
Lebanon / 12-11-2018	USD	1,025.00	1,025.00	5.150	100.000	100.880	101.120	100.880	4.484	3.249	1.320	2.417
Lebanon / 28-11-2018	EUR	445.00	445.00	5.350	100.000	102.250	103.250	102.250	3.695	4.404	1.341	3.140
Lebanon / 23-04-2019	USD	500.00	500.00	6.750	100.000	101.125	103.125	101.125	4.847	3.491	1.719	3.880
Lebanon / 20-05-2019	USD	650.00	650.00	6.000	100.000	101.750	103.750	101.750	5.024	3.678	1.784	4.140
Lebanon / 28-11-2019	USD	1,500.00	1,500.00	5.450	100.000	100.700	101.500	100.700	5.138	3.789	2.247	6.312
Lebanon / 09-03-2020	USD	1,200.00	1,200.00	6.375	100.000	102.500	103.250	102.500	5.368	3.869	2.429	7.425
Lebanon / 14-04-2020	USD	700.00	700.00	5.800	100.000	100.850	101.600	100.850	5.466	3.968	2.539	7.998
Lebanon / 19-06-2020	USD	600.00	600.00	6.150	100.000	101.750	102.750	101.750	5.507	4.004	2.705	8.960
Lebanon / 12-04-2021	USD	2,092.47	2,092.47	8.250	100.000	109.050	109.800	109.050	5.572	4.074	3.229	12.940
Lebanon / 27-05-2022	USD	500.00	500.00	6.250	100.000	102.125	103.125	102.125	5.747	3.984	4.190	21.130
Lebanon / 04-10-2022	USD	1,540.00	1,540.00	6.100	100.000	101.150	102.850	101.150	5.843	4.081	4.445	23.796
Lebanon / 27-01-2023	USD	1,100.00	1,100.00	6.000	100.000	100.350	100.800	100.350	5.924	4.163	4.589	25.810
Lebanon / 26-05-2023	USD	500.00	500.00	6.400	100.000	102.500	103.500	102.500	5.893	4.129	4.876	28.740
Lebanon / 22-04-2024	USD	700.00	700.00	6.850	100.000	102.495	102.500	102.495	6.194	4.216	5.391	35.720
Lebanon / 04-11-2024	USD	500.00	538.47	6.250	100.000	100.500	101.250	100.500	6.163	4.185	5.795	41.123
Lebanon / 03-12-2024	USD	250.00	250.00	7.000	100.000	104.510	104.750	104.510	6.233	4.254	5.766	40.987
Lebanon / 26-02-2025	USD	800.00	800.00	6.200	100.000	100.050	100.150	100.050	6.190	4.210	5.919	43.514
Lebanon / 12-06-2025	USD	800.00	800.00	6.250	100.000	99.375	101.375	99.375	6.351	4.377	6.197	47.030
Lebanon / 27-11-2026	USD	1,600.00	1,600.00	6.800	100.000	100.750	102.250	100.750	6.491	4.341	6.933	60.342
Lebanon / 23-03-2027	USD	1,250.00	1,250.00	6.850	100.000	101.760	102.240	101.760	6.600	4.446	6.951	61.939
Lebanon / 29-11-2027	USD	1,000.00	1,000.00	6.750	100.000	101.130	101.370	101.130	6.598	4.444	7.397	69.810
Lebanon / 03-11-2028	USD	500.00	893.20	6.850	100.000	99.250	99.750	99.250	6.744	4.589	7.806	79.029
Lebanon / 25-05-2029	USD	1,000.00	1,000.00	6.850	100.000	101.125	102.125	101.125	6.711	4.553	8.060	84.710
Lebanon / 26-02-2030	USD	1,400.00	1,400.00	6.850	100.000	99.375	100.375	99.375	6.723	4.572	8.295	91.859
Lebanon / 22-04-2031	USD	300.00	300.00	7.000	100.000	100.875	101.875	100.875	6.899	4.750	8.712	102.660
Lebanon / 23-03-2032	USD	1,000.00	1,000.00	7.000	100.000	101.380	101.480	101.380	6.848	4.694	9.002	111.576
Lebanon / 02-11-2035	USD	600.00	600.00	7.050	100.000	100.300	101.100	100.300	7.019	4.865	10.146	147.884
Lebanon / 23-03-2037	USD	750.00	750.00	7.250	100.000	101.500	101.700	101.500	7.106	4.951	10.311	157.429
TOTAL PUBLIC SECTOR EUROBONDS		30,485.888	27,190.79									

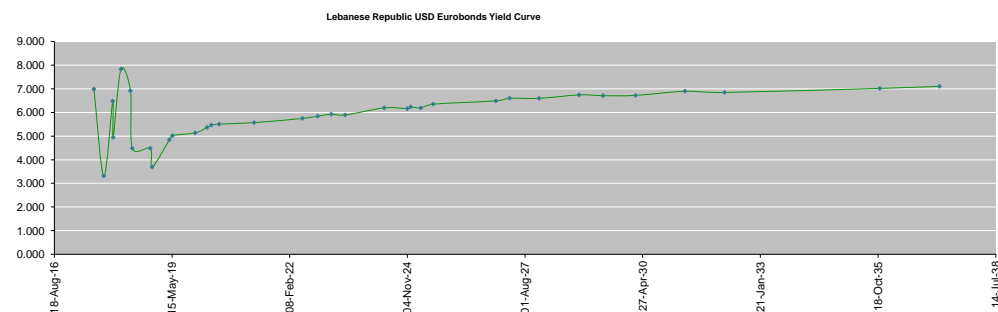
EURO CDS
Not Available

MATURITY	SIZE MM	TYPE	COUPON	Issue P.	BID \$	Ask \$	MID. P	YIELD	SPREAD	DURATION	CONVEXITY
BANK MED S.A.L/14-12-2017	USD 500	Euro CD	5.38	99.46	101.88	101.93	101.88	1.38	0.25	0.47	0.45
BANK BYBLOS S.A.L/21-06-2021	USD 300	Note	7	100	102.59	102.95	102.59	6.26	4.50	3.35	14.03

World Yields in Native Terms	O/N	3 Months	6 Months	9 Months	1 Year	2 Years	3 Years	5 Years	7 Years	10 Years	30 Years
EUR	-	-0.86	-0.73	-0.68	-0.70	-0.65	-0.62	-0.40	-0.15	0.25	1.05
U.S.A	-	1.02	1.14	--	1.23	1.35	1.50	1.76	1.98	2.15	2.73
U.K	-	0.18	0.21	--	0.21	0.18	0.23	0.46	0.69	1.02	1.70
Japan	-	-0.09	-0.10	-0.10	-0.09	-0.09	-0.08	-0.07	-0.02	0.06	0.80

Libor	USD	EUR	JPY	GBP
1 Months	1.22	-0.40	-0.03	0.25
2 Months	1.25	-0.39	-0.01	0.27
3 Months	1.29	-0.37	0.00	0.29
6 Months	1.44	-0.30	0.02	0.42
1 Year	1.74	-0.18	0.13	0.62

Spot Rates	Bid	Ask
Lebanese Pound	1505.60	1510.60
Euro	1.11	1.1146
British Sterling Pound	1.27	1.2699
Japanese Yen	111.34	111.3700
Gold	1245.75	1245.87



Disclaimer: The Capital Markets Authority (CMA) publishes reports for general information purposes only. However, under no circumstances the CMA will accept any responsibility or liability in connection with the use of the information provided in these reports or on this website.

Contact us by email: research@cma.gov.lb