

LISTED COMPANIES	LISTED SHARES	MARKET CAP.	TOTAL ORDINARY SHARES	PREFERRED SHARES	PREFERRED SHARES ISSUE PRICE	TOTAL MARKET CAP.	CUR.	TRADED VOLUME	TRADED VALUE	CLOSING PRICE	OPEN PRICE	HIGH PRICE	LOW PRICE	PREVIOUS PRICE
	(MM)	(MM \$)	(MM)	(MM)	USD	(MM \$)								
SOLIDERE A	100.00	799.00	100.00			799.00	USD	12,279	97,096	7.99	7.74	8.00	7.61	7.74
SOLIDERE B	65.00	501.15	65.00			501.15	USD	2,104	16,215	7.71	7.70	7.89	7.40	7.83
BQ.LIB. POUR LE COMMERCE	51.03	50.52	152.70			151.17	USD	-	-	0.99	-	-	-	0.99
BQ.LIB. POUR LE COMMERCE PEF. "B"	0.55	55.00		0.55		55.00	USD	-	-	100.00	-	-	-	100.00
BQ.LIB. POUR LE COMMERCE PEF. "C"	0.35	35.00		0.35		35.00	USD	-	-	100.00	-	-	-	100.00
BQ.LIB. POUR LE COMMERCE PEF. "D"	0.75	75.00		0.75		75.00	USD	-	-	100.00	-	-	-	100.00
BANQUE AUDI	399.75	2398.50	399.75			2398.50	USD	-	-	6.00	-	-	-	6.00
BANQUE AUDI GDR	116.24	720.68				720.68	USD	4,395	27,233	6.20	6.19	6.20	6.19	6.17
BANQUE AUDI PREFERRED "F"	1.50	156.00		1.50	100.00	156.00	USD	-	-	104.00	-	-	-	104.00
BANQUE AUDI PREFERRED "G"	1.50	150.15		1.50	100.00	150.15	USD	408	40,841	100.10	100.10	100.10	100.10	100.20
BANQUE AUDI PREFERRED "H"	0.75	75.38		0.75	100.00	75.38	USD	1,060	106,530	100.50	100.50	100.50	100.50	100.50
BANQUE AUDI PREFERRED "I"	2.50	252.50		2.50	100.00	252.50	USD	2,800	282,800	101.00	101.00	101.00	101.00	101.00
BANK OF BEIRUT	16.82	316.26	50.47			948.79	USD	225,000	4,230,000	18.80	18.80	18.80	18.80	18.80
BANK OF BEIRUT PRIORITY	4.76	100.00				100.00	USD	-	-	21.00	-	-	-	21.00
BANK OF BEIRUT PREFERRED SHARES "H"	5.40	135.81		5.40	25.00	135.81	USD	4,800	120,720	25.15	25.15	25.15	25.15	25.15
BANK OF BEIRUT PREFERRED SHARES "I"	5.00	125.75		5.00	25.00	125.75	USD	-	-	25.15	-	-	-	25.15
BANK OF BEIRUT PREFERRED SHARES "J"	3.00	75.45		3.00	25.00	75.45	USD	-	-	25.15	-	-	-	25.15
BANK OF BEIRUT PREFERRED SHARES "K"	4.00	100.60		4.00	25.00	100.60	USD	-	-	25.15	-	-	-	25.15
BYBLOS BANK	565.52	921.79	565.52			921.79	USD	5,000	8,150	1.63	1.63	1.63	1.63	1.66
BYBLOS BANK GDR	1.31	104.73				104.73	USD	-	-	80.00	-	-	-	80.00
BYBLOS BANK PREFERRED SHARES 2008	2.00	202.20		2.00	100.00	202.20	USD	100	10,110	101.10	101.10	101.10	101.10	101.10
BYBLOS BANK PREFERRED SHARES 2009	2.00	203.00		2.00	96.00	203.00	USD	-	-	101.50	-	-	-	101.50
BQ.EUROPEENNE PR.M.O	51.40	87.38	62.00			105.40	USD	-	-	1.70	-	-	-	1.70
BQ.EUROPEENNE PR.M.O PREFERRED 20	0.35	35.00		0.35	100.00	35.00	USD	-	-	100.00	-	-	-	100.00
BLOM BANK GDR	73.90	901.53				901.53	USD	9,300	113,460	12.20	12.20	12.20	12.20	12.05
BLOM BANK	215.00	2408.00	215.00			2408.00	USD	90	1,008	11.20	11.20	11.20	11.20	11.20
BLOM BANK PREFERRED 2011	20.00	207.00		20.00	10.00	207.00	USD	-	-	10.35	-	-	-	10.35
RASAMNY-YOUNIS MOTORS CO	10.92	35.49	27.30			88.73	USD	-	-	3.25	-	-	-	3.25
HOLCIM Liban	19.52	268.35	19.52			268.35	USD	-	-	13.75	-	-	-	13.75
STE DES CIMENTS BLANCS B	6.00	20.70	6.00			20.70	USD	-	-	3.45	-	-	-	3.45
STE DES CIMENTS BLANCS N	3.00	4.71	3.00			4.71	USD	-	-	1.57	-	-	-	1.57

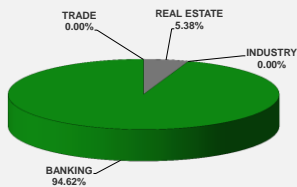
TOTAL EXECUTED 1,749.81 11,522.62 1,666.25 12,327.05 267,336 \$5,054,163

Official USD Closing 1607.5

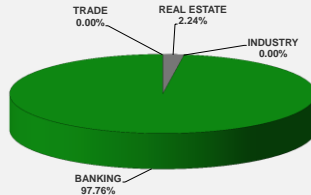
LEBANESE GLOBAL DEPOSITARY RECEIPTS	SHARES MM	BID \$	ASK \$	MID PRICE \$
BLOM BANK	73.90	12.10	12.15	12.13
BYBLOS BANK	1.31	77.00	0.00	77.00
SOLIDERE	9.09	record could not be found	record could not be found	record could not be found
AUDI BANK	116.24	6.01	6.20	6.11

STOCK INDEX	VALUE	PREVIOUS VALUE	% OF CHANGE
MARKET VALUE WEIGHTED INDEX	89.98	89.14	0.94%
NUMBER OF TRANSACTIONS	41		

BEIRUT STOCK EXCHANGE DAILY TRADING VOLUME



BEIRUT STOCK EXCHANGE DAILY TRADING VALUE \$



Disclaimer: The Capital Markets Authority (CMA) publishes reports for general information purposes only. However, under no circumstances the CMA will accept any responsibility or liability in connection with the use of the information provided in these reports or on this website.

MATURITY	CURRENCY	ISSUED AMOUNT (MM)	OUTSTANDING AMOUNT (MM)	COUPON	ISSUE P.	BID\$	ASK\$	MID. P	YIELD	SPREAD	DURATION	CONVEXITY
Lebanon / 20-07-2017	USD	300.00	75.00	3.750	100.000	99.750	99.875	99.750	6.989	6.176	0.075	0.011
Lebanon / 12-10-2017	USD	775.00	775.00	5.000	100.000	100.120	101.101	100.120	4.492	3.442	0.265	0.140
Lebanon / 27-12-2017	USD	950.00	32.50	5.000	100.000	99.625	99.875	99.625	5.804	4.657	0.463	0.428
Lebanon / 31-12-2017	USD	2,007.51	100.38	4.000	100.000	99.563	100.313	99.563	4.922	3.764	0.474	0.449
Lebanon / 07-03-2018	USD	700.00	70.00	5.000	100.000	98.750	100.750	98.750	8.081	5.747	0.402	0.416
Lebanon / 27-05-2018	USD	200.00	20.00	5.000	100.000	98.750	100.750	98.750	7.021	5.217	0.619	0.743
Lebanon / 12-06-2018	USD	700.00	700.00	5.150	100.000	100.375	102.375	100.375	4.731	3.993	0.904	1.270
Lebanon / 12-11-2018	USD	1,025.00	1,025.00	5.150	100.000	100.700	100.750	100.700	4.604	3.355	1.283	2.303
Lebanon / 28-11-2018	EUR	445.00	445.00	5.350	100.000	102.000	102.750	102.000	3.837	4.514	1.304	3.002
Lebanon / 23-04-2019	USD	500.00	500.00	6.750	100.000	100.500	101.500	100.500	5.200	3.808	1.678	3.720
Lebanon / 20-05-2019	USD	650.00	650.00	6.000	100.000	101.375	102.375	101.375	5.215	3.825	1.744	3.980
Lebanon / 28-11-2019	USD	1,500.00	1,500.00	5.450	100.000	100.200	100.850	100.200	5.357	3.968	2.208	6.121
Lebanon / 09-03-2020	USD	1,200.00	1,200.00	6.375	100.000	101.750	102.500	101.750	5.657	4.104	2.390	7.214
Lebanon / 14-04-2020	USD	700.00	700.00	5.800	100.000	100.100	101.550	100.100	5.756	4.203	2.501	7.791
Lebanon / 19-06-2020	USD	600.00	600.00	6.150	100.000	101.000	102.000	101.000	5.775	4.225	2.665	8.730
Lebanon / 12-04-2021	USD	2,092.47	2,092.47	8.250	100.000	107.627	108.500	107.627	5.955	4.410	3.185	12.640
Lebanon / 27-05-2022	USD	500.00	500.00	6.250	100.000	100.750	101.750	100.750	6.069	4.179	4.144	20.720
Lebanon / 04-10-2022	USD	1,540.00	1,540.00	6.100	100.000	100.100	100.850	100.100	6.076	4.178	4.397	23.349
Lebanon / 27-01-2023	USD	1,100.00	1,100.00	6.000	100.000	99.120	99.630	99.120	6.188	4.307	4.542	25.360
Lebanon / 26-05-2023	USD	500.00	500.00	6.400	100.000	101.150	102.150	101.150	6.162	4.273	4.828	28.260
Lebanon / 22-04-2024	USD	700.00	700.00	6.850	100.000	101.500	101.690	101.500	6.372	4.236	5.346	35.220
Lebanon / 04-11-2024	USD	500.00	538.47	6.250	100.000	99.380	100.120	99.380	6.355	4.219	5.745	40.543
Lebanon / 03-12-2024	USD	250.00	250.00	7.000	100.000	103.800	104.000	103.800	6.348	4.211	5.722	40.467
Lebanon / 26-02-2025	USD	800.00	800.00	6.200	100.000	98.370	99.350	98.370	6.472	4.325	5.866	42.888
Lebanon / 12-06-2025	USD	800.00	800.00	6.250	100.000	98.125	100.125	98.125	6.556	4.402	6.144	46.370
Lebanon / 27-11-2026	USD	1,600.00	1,600.00	6.800	100.000	99.700	101.200	99.700	6.642	4.334	6.880	59.603
Lebanon / 23-03-2027	USD	1,250.00	1,250.00	6.850	100.000	100.980	100.990	100.980	6.709	4.410	6.897	61.185
Lebanon / 29-11-2027	USD	1,000.00	1,000.00	6.750	100.000	99.800	99.950	99.800	6.776	4.478	7.334	68.890
Lebanon / 03-11-2028	USD	500.00	893.20	6.850	100.000	98.350	98.600	98.350	6.860	4.561	7.748	78.115
Lebanon / 25-05-2029	USD	1,000.00	1,000.00	6.850	100.000	99.750	100.750	99.750	6.880	4.573	7.992	83.620
Lebanon / 26-02-2030	USD	1,400.00	1,400.00	6.850	100.000	98.000	99.000	98.000	6.888	4.579	8.223	90.661
Lebanon / 22-04-2031	USD	300.00	300.00	7.000	100.000	100.250	101.250	100.250	6.970	4.662	8.658	101.720
Lebanon / 23-03-2032	USD	1,000.00	1,000.00	7.000	100.000	100.100	100.350	100.100	6.987	4.689	8.928	110.218
Lebanon / 02-11-2035	USD	600.00	600.00	7.050	100.000	99.050	99.700	99.050	7.142	4.842	10.053	145.922
Lebanon / 23-03-2037	USD	750.00	750.00	7.250	100.000	100.350	100.650	100.350	7.215	4.916	10.223	155.509
TOTAL PUBLIC SECTOR EUROBONDS		30,495.856	27,067.89									

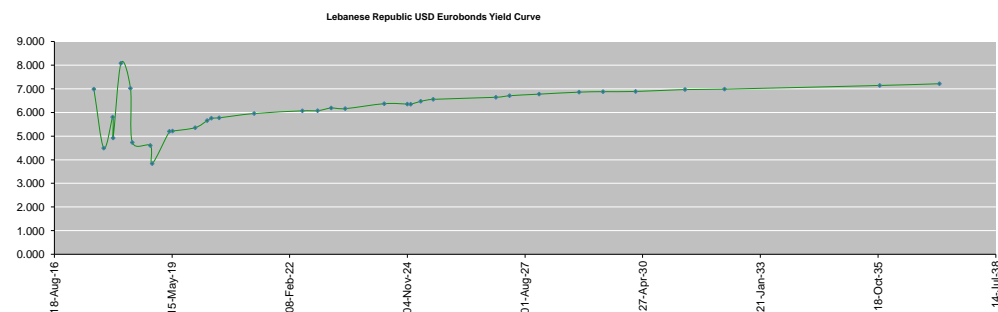
EURO CDS
Not Available

MATURITY	SIZE MM	TYPE	COUPON	Issue P.	BID \$	Ask \$	MID. P	YIELD	SPREAD	DURATION	CONVEXITY
BANK MED S.A.L/14-12-2017	USD 500	Euro CD	5.38	99.46	101.73	101.77	101.73	1.41	0.27	0.44	0.38
BANK BYBLOS S.A.L/21-06-2021	USD 300	Note	7	100	102.11	102.46	102.11	6.39	4.50	3.42	14.25

World Yields in Native Terms	O/N	3 Months	6 Months	9 Months	1 Year	2 Years	3 Years	5 Years	7 Years	10 Years	30 Years
EUR	-	-0.78	-0.76	-0.67	-0.68	-0.59	-0.52	-0.25	0.03	0.45	1.24
U.S.A	-	1.03	1.15	-	1.24	1.39	1.54	1.88	2.14	2.30	2.83
U.K	-	0.21	0.28	-	0.31	0.33	0.41	0.68	0.92	1.26	1.86
Japan	-	-0.07	-0.09	-0.09	-0.11	-0.12	-0.09	-0.07	0.00	0.09	0.86

Libor	USD	EUR	JPY	GBP
1 Months	1.22	-0.40	-0.02	0.25
2 Months	1.25	-0.39	0.00	0.27
3 Months	1.30	-0.37	0.00	0.31
6 Months	1.45	-0.31	0.02	0.46
1 Year	1.74	-0.19	0.12	0.68

Spot Rates	Bid	Ask
Lebanese Pound	1504.00	1509.00
Euro	1.14	1.1369
British Sterling Pound	1.30	1.2971
Japanese Yen	112.91	112.9200
Gold	1231.28	1231.39



Disclaimer: The Capital Markets Authority (CMA) publishes reports for general information purposes only. However, under no circumstances the CMA will accept any responsibility or liability in connection with the use of the information provided in these reports or on this website.

Contact us by email: research@cma.gov.lb