

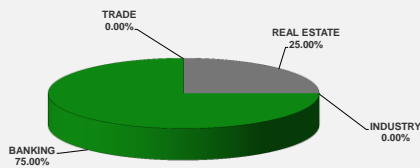
LISTED COMPANIES	LISTED SHARES	MARKET CAP.	TOTAL ORDINARY SHARES	PREFERRED SHARES	PREFERRED SHARES ISSUE PRICE	TOTAL MARKET CAP.	CUR.	TRADED VOLUME	TRADED VALUE	CLOSING PRICE	OPEN PRICE	HIGH PRICE	LOW PRICE	PREVIOUS PRICE
	(MM)	(MM \$)	(MM)	(MM)	USD	(MM \$)								
SOLIDERE A	100.00	807.00	100.00			807.00	USD	15,526	122,318	8.07	7.80	8.22	7.80	7.99
SOLIDERE B	65.00	519.35	65.00			519.35	USD	39,911	313,389	7.99	7.98	7.99	7.81	7.98
BQ.LIB. POUR LE COMMERCE	51.03	50.52	152.70			151.17	USD	-	-	0.99	-	-	-	0.99
BQ.LIB. POUR LE COMMERCE PEF. "B"	0.55	55.00		0.55		55.00	USD	-	-	100.00	-	-	-	100.00
BQ.LIB. POUR LE COMMERCE PEF. "C"	0.35	35.00		0.35		35.00	USD	-	-	100.00	-	-	-	100.00
BQ.LIB. POUR LE COMMERCE PEF. "D"	0.75	75.00		0.75		75.00	USD	-	-	100.00	-	-	-	100.00
BANQUE AUDI	399.75	2402.49	399.75			2402.49	USD	-	-	6.01	-	-	-	6.01
BANQUE AUDI GDR	116.24	699.75				699.75	USD	31,746	191,121	6.02	6.03	6.03	6.02	6.18
BANQUE AUDI PREFERRED "G"	1.50	150.45		1.50	100.00	150.45	USD	-	-	100.30	-	-	-	100.30
BANQUE AUDI PREFERRED "H"	0.75	75.38		0.75	100.00	75.38	USD	-	-	100.50	-	-	-	100.50
BANQUE AUDI PREFERRED "I"	2.50	252.50		2.50	100.00	252.50	USD	-	-	101.00	-	-	-	101.00
BANK OF BEIRUT	16.82	316.26	50.47			948.79	USD	-	-	18.80	-	-	-	18.80
BANK OF BEIRUT PRIORITY	4.76	100.00				100.00	USD	-	-	21.00	-	-	-	21.00
BANK OF BEIRUT PREFERRED SHARES "H"	5.40	136.35		5.40	25.00	136.35	USD	-	-	25.25	-	-	-	25.25
BANK OF BEIRUT PREFERRED SHARES "I"	5.00	126.25		5.00	25.00	126.25	USD	2,100	53,025	25.25	25.25	25.25	25.25	25.25
BANK OF BEIRUT PREFERRED SHARES "J"	3.00	75.75		3.00	25.00	75.75	USD	2,400	60,600	25.25	25.25	25.25	25.25	25.25
BANK OF BEIRUT PREFERRED SHARES "K"	4.00	101.00		4.00	25.00	101.00	USD	-	-	25.25	-	-	-	25.25
BYBLOS BANK	565.52	916.13	565.52			916.13	USD	98,851	160,472	1.62	1.62	1.63	1.62	1.63
BYBLOS BANK GDR	1.31	104.73				104.73	USD	-	-	80.00	-	-	-	80.00
BYBLOS BANK PREFERRED SHARES 2008	2.00	202.20		2.00	100.00	202.20	USD	-	-	101.10	-	-	-	101.10
BYBLOS BANK PREFERRED SHARES 2009	2.00	202.20		2.00	96.00	202.20	USD	-	-	101.10	-	-	-	101.10
BQ.EUROPEENNE PR.M.O	51.40	84.30	62.00			101.68	USD	-	-	1.64	-	-	-	1.64
BQ.EUROPEENNE PR.M.O PREFERRED 20	0.35	35.00		0.35	100.00	35.00	USD	-	-	100.00	-	-	-	100.00
BLOM BANK GDR	73.90	908.92				908.92	USD	21,200	260,700	12.30	12.30	12.30	12.25	12.25
BLOM BANK	215.00	2429.50	215.00			2429.50	USD	10,000	113,000	11.30	11.30	11.30	11.30	11.32
BLOM BANK PREFERRED 2011	20.00	207.00		20.00	10.00	207.00	USD	-	-	10.35	-	-	-	10.35
RASAMNY-YOUNIS MOTORS CO	10.92	35.49	27.30			88.73	USD	-	-	3.25	-	-	-	3.25
HOLCIM Liban	19.52	273.42	19.52			273.42	USD	-	-	14.01	-	-	-	14.01
STE DES CIMENTS BLANCS B	6.00	21.48	6.00			21.48	USD	-	-	3.58	-	-	-	3.58
STE DES CIMENTS BLANCS N	3.00	4.86	3.00			4.86	USD	-	-	1.62	-	-	-	1.62

TOTAL EXECUTED 1,748.31 11,403.29 1,666.25 12,207.08 221,734 \$1,274,625

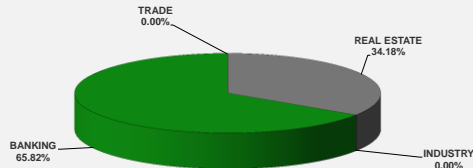
Official USD Closing 1507.5

LEBANESE GLOBAL DEPOSITARY RECEIPTS	SHARES MM	BID \$	ASK \$	MID PRICE \$	STOCK INDEX	VALUE	PREVIOUS VALUE	% OF CHANGE
BLOM BANK	73.90	12.15	12.20	12.18	MARKET VALUE WEIGHTED INDEX	86.67	86.34	0.38%
BYBLOS BANK	1.31	78.00	0.00	78.00	NUMBER OF TRANSACTIONS	38		
AUDI BANK	116.24	6.02	6.16	6.09				

BEIRUT STOCK EXCHANGE DAILY TRADING VOLUME



BEIRUT STOCK EXCHANGE DAILY TRADING VALUE \$



Disclaimer: The Capital Markets Authority (CMA) publishes reports for general information purposes only. However, under no circumstances the CMA will accept any responsibility or liability in connection with the use of the information provided in these reports or on this website.

MATURITY	CURRENCY	ISSUED AMOUNT (MM)	OUTSTANDING AMOUNT (MM)	COUPON	ISSUE P.	BID\$	ASK\$	MID. P	YIELD	SPREAD	DURATION	CONVEXITY
Lebanon / 20-07-2017	USD	300.00	75.00	3.750	100.000	99.750	99.875	99.750	6.989	6.176	0.075	0.011
Lebanon / 12-10-2017	USD	775.00	775.00	5.000	100.000	100.050	100.450	100.050	4.700	3.543	0.215	0.092
Lebanon / 27-12-2017	USD	950.00	32.50	5.000	100.000	99.625	99.875	99.625	5.882	4.754	0.415	0.345
Lebanon / 31-12-2017	USD	2,007.51	100.38	4.000	100.000	99.688	100.438	99.688	4.722	3.585	0.426	0.363
Lebanon / 07-03-2018	USD	700.00	70.00	5.000	100.000	98.750	100.750	98.750	8.506	5.921	0.353	0.355
Lebanon / 27-05-2018	USD	200.00	20.00	5.000	100.000	98.750	100.750	98.750	7.187	5.303	0.570	0.661
Lebanon / 12-06-2018	USD	700.00	700.00	5.150	100.000	100.250	102.250	100.250	4.851	3.617	0.855	1.160
Lebanon / 12-11-2018	USD	1,025.00	1,025.00	5.150	100.000	100.177	100.841	100.177	5.002	3.764	1.234	2.153
Lebanon / 28-11-2018	EUR	445.00	445.00	5.350	100.000	101.750	102.500	101.750	3.980	4.654	1.260	2.845
Lebanon / 23-04-2019	USD	500.00	500.00	6.750	100.000	100.125	102.125	100.125	5.418	4.054	1.630	3.530
Lebanon / 20-05-2019	USD	650.00	650.00	6.000	100.000	100.910	102.290	100.910	5.463	4.103	1.694	3.790
Lebanon / 28-11-2019	USD	1,500.00	1,500.00	5.450	100.000	99.950	100.288	99.950	5.469	4.116	2.157	5.873
Lebanon / 09-03-2020	USD	1,200.00	1,200.00	6.375	100.000	101.810	102.190	101.810	5.620	4.095	2.341	6.957
Lebanon / 14-04-2020	USD	700.00	700.00	5.800	100.000	99.800	100.650	99.800	5.876	4.356	2.449	7.506
Lebanon / 19-06-2020	USD	600.00	600.00	6.150	100.000	100.625	101.625	100.625	5.910	4.385	2.615	8.440
Lebanon / 12-04-2021	USD	2,092.47	2,092.47	8.250	100.000	107.061	108.010	107.061	6.094	4.577	3.133	12.290
Lebanon / 27-05-2022	USD	500.00	500.00	6.250	100.000	100.250	101.250	100.250	6.187	4.365	4.091	20.260
Lebanon / 04-10-2022	USD	1,540.00	1,540.00	6.100	100.000	99.300	100.190	99.300	6.259	4.443	4.341	22.843
Lebanon / 27-01-2023	USD	1,100.00	1,100.00	6.000	100.000	98.620	99.205	98.620	6.300	4.486	4.489	24.860
Lebanon / 26-05-2023	USD	500.00	500.00	6.400	100.000	100.625	101.625	100.625	6.288	4.446	4.774	27.720
Lebanon / 22-04-2024	USD	700.00	700.00	6.850	100.000	100.875	101.375	100.875	6.485	4.413	5.292	34.620
Lebanon / 04-11-2024	USD	500.00	538.47	6.250	100.000	98.850	99.650	98.850	6.448	4.376	5.690	39.894
Lebanon / 03-12-2024	USD	250.00	250.00	7.000	100.000	103.750	103.760	103.750	6.352	4.279	5.672	39.874
Lebanon / 26-02-2025	USD	800.00	800.00	6.200	100.000	98.350	99.150	98.350	6.477	4.392	5.816	42.280
Lebanon / 12-06-2025	USD	800.00	800.00	6.250	100.000	98.375	100.375	98.375	6.515	4.433	6.099	45.800
Lebanon / 27-11-2026	USD	1,600.00	1,600.00	6.800	100.000	99.400	100.150	99.400	6.686	4.419	6.819	58.762
Lebanon / 23-03-2027	USD	1,250.00	1,250.00	6.850	100.000	100.630	100.990	100.630	6.758	4.499	6.846	60.453
Lebanon / 29-11-2027	USD	1,000.00	1,000.00	6.750	100.000	99.750	100.000	99.750	6.782	4.525	7.286	68.160
Lebanon / 03-11-2028	USD	500.00	893.20	6.850	100.000	98.450	98.950	98.450	6.848	4.587	7.705	77.421
Lebanon / 25-05-2029	USD	1,000.00	1,000.00	6.850	100.000	99.500	100.500	99.500	6.911	4.644	7.938	82.740
Lebanon / 26-02-2030	USD	1,400.00	1,400.00	6.850	100.000	97.750	98.700	97.750	6.920	4.654	8.167	89.721
Lebanon / 22-04-2031	USD	300.00	300.00	7.000	100.000	99.625	100.625	99.625	7.041	4.772	8.591	100.540
Lebanon / 23-03-2032	USD	1,000.00	1,000.00	7.000	100.000	100.010	100.620	100.010	6.997	4.739	8.882	109.388
Lebanon / 02-11-2035	USD	600.00	600.00	7.050	100.000	99.050	99.950	99.050	7.142	4.884	10.010	145.048
Lebanon / 23-03-2037	USD	750.00	750.00	7.250	100.000	100.130	100.740	100.130	7.236	4.978	10.171	154.430
<b>TOTAL PUBLIC SECTOR EUROBONDS</b>		<b>30,501.419</b>	<b>27,073.45</b>									

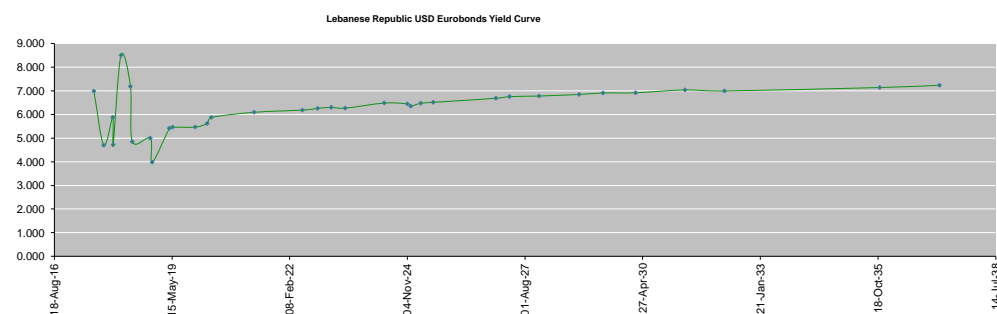
EURO CDS
Not Available

MATURITY	SIZE MM	TYPE	COUPON	Issue P.	BID \$	Ask \$	MID. P	YIELD	SPREAD	DURATION	CONVEXITY
BANK MED S.A.L/14-12-2017	USD 500	Euro CD	5.38	99.46	101.55	101.59	101.55	1.38	0.27	0.39	0.30
BANK BYBLOS S.A.L/21-06-2021	USD 300	Note	7	100	102.35	102.70	102.35	6.31	4.50	3.38	13.89

World Yields in Native Terms	O/N	3 Months	6 Months	9 Months	1 Year	2 Years	3 Years	5 Years	7 Years	10 Years	30 Years
EUR	-	-0.76	-0.72	-0.68	-0.68	-0.65	-0.54	-0.15	0.09	0.54	1.28
U.S.A	-	1.12	1.12	--	1.22	1.35	1.51	1.81	2.07	2.26	2.83
U.K	-	0.20	0.26	--	0.31	0.27	0.33	0.58	0.84	1.20	1.84
Japan	-	-0.12	-0.11	-0.09	-0.10	-0.11	-0.07	-0.06	0.00	0.07	0.87

Libor	USD	EUR	JPY	GBP
1 Months	1.23	-0.40	-0.03	0.25
2 Months	1.26	-0.39	-0.01	0.27
3 Months	1.31	-0.38	-0.01	0.29
6 Months	1.45	-0.30	0.01	0.43
1 Year	1.73	-0.18	0.12	0.63

Spot Rates	Bid	Ask
Lebanese Pound	1505.60	1510.60
Euro	1.15	1.1495
British Sterling Pound	1.30	1.2954
Japanese Yen	112.19	112.2200
Gold	1238.60	1239.35



Disclaimer: The Capital Markets Authority (CMA) publishes reports for general information purposes only. However, under no circumstances the CMA will accept any responsibility or liability in connection with the use of the information provided in these reports or on this website.

Contact us by email: [research@cma.gov.lb](mailto:research@cma.gov.lb)