

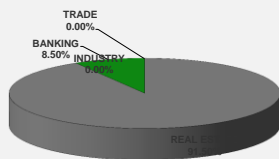
LISTED COMPANIES	LISTED SHARES	MARKET CAP.	TOTAL ORDINARY SHARES	PREFERRED SHARES	PREFERRED SHARES ISSUE PRICE	TOTAL MARKET CAP.	CUR.	TRADED VOLUME	TRADED VALUE	CLOSING PRICE	OPEN PRICE	HIGH PRICE	LOW PRICE	PREVIOUS PRICE
	(MM)	(MM \$)	(MM)	(MM)	USD	(MM \$)								
SOLIDERE A	100.00	811.00	100.00			811.00	USD	117,119	931,659	8.11	8.00	8.22	7.95	8.07
SOLIDERE B	65.00	515.45	65.00			515.45	USD	1,350	10,703	7.93	7.99	7.99	7.78	7.99
BQ.LIB. POUR LE COMMERCE	51.03	50.52	152.70			151.17	USD	-	-	0.99	-	-	-	0.99
BQ.LIB. POUR LE COMMERCE PREF. "B"	0.55	55.00		0.55		55.00	USD	-	-	100.00	-	-	-	100.00
BQ.LIB. POUR LE COMMERCE PREF. "C"	0.35	35.00		0.35		35.00	USD	-	-	100.00	-	-	-	100.00
BQ.LIB. POUR LE COMMERCE PREF. "D"	0.75	75.00		0.75		75.00	USD	-	-	100.00	-	-	-	100.00
BANQUE AUDI	399.75	2402.49	399.75			2402.49	USD	-	-	6.01	-	-	-	6.01
BANQUE AUDI GDR	116.24	709.05				709.05	USD	1,000	6,100	6.10	6.10	6.10	6.10	6.02
BANQUE AUDI PREFERRED "G"	1.50	150.45		1.50	100.00	150.45	USD	-	-	100.30	-	-	-	100.30
BANQUE AUDI PREFERRED "H"	0.75	75.38		0.75	100.00	75.38	USD	-	-	100.50	-	-	-	100.50
BANQUE AUDI PREFERRED "I"	2.50	252.50		2.50	100.00	252.50	USD	-	-	101.00	-	-	-	101.00
BANK OF BEIRUT	16.82	316.26	50.47			948.79	USD	-	-	18.80	-	-	-	18.80
BANK OF BEIRUT PRIORITY	4.76	100.00				100.00	USD	-	-	21.00	-	-	-	21.00
BANK OF BEIRUT PREFERRED SHARES "H"	5.40	136.35		5.40	25.00	136.35	USD	-	-	25.25	-	-	-	25.25
BANK OF BEIRUT PREFERRED SHARES "I"	5.00	126.25		5.00	25.00	126.25	USD	-	-	25.25	-	-	-	25.25
BANK OF BEIRUT PREFERRED SHARES "J"	3.00	75.75		3.00	25.00	75.75	USD	-	-	25.25	-	-	-	25.25
BANK OF BEIRUT PREFERRED SHARES "K"	4.00	101.00		4.00	25.00	101.00	USD	-	-	25.25	-	-	-	25.25
BYBLOS BANK	565.52	916.13	565.52			916.13	USD	-	-	1.62	-	-	-	1.62
BYBLOS BANK GDR	1.31	104.73				104.73	USD	-	-	80.00	-	-	-	80.00
BYBLOS BANK PREFERRED SHARES 2008	2.00	202.20		2.00	100.00	202.20	USD	-	-	101.10	-	-	-	101.10
BYBLOS BANK PREFERRED SHARES 2009	2.00	202.20		2.00	96.00	202.20	USD	-	-	101.10	-	-	-	101.10
BQ.EUROPEENNE PR.M.O	51.40	84.30	62.00			101.68	USD	-	-	1.64	-	-	-	1.64
BQ.EUROPEENNE PR.M.O PREFERRED 20	0.35	35.00		0.35	100.00	35.00	USD	-	-	100.00	-	-	-	100.00
BLOM BANK GDR	73.90	908.92				908.92	USD	-	-	12.30	-	-	-	12.30
BLOM BANK	215.00	2429.50	215.00			2429.50	USD	10,000	113,000	11.30	11.30	11.30	11.30	11.30
BLOM BANK PREFERRED 2011	20.00	207.00		20.00	10.00	207.00	USD	-	-	10.35	-	-	-	10.35
RASAMNY-YOUNIS MOTORS CO	10.92	35.49	27.30			88.73	USD	-	-	3.25	-	-	-	3.25
HOLCIM Liban	19.52	273.42	19.52			273.42	USD	-	-	14.01	-	-	-	14.01
STE DES CIMENTS BLANCS B	6.00	21.48	6.00			21.48	USD	-	-	3.58	-	-	-	3.58
STE DES CIMENTS BLANCS N	3.00	4.86	3.00			4.86	USD	-	-	1.62	-	-	-	1.62

<b>TOTAL EXECUTED</b>	<b>1,748.31</b>	<b>11,412.68</b>	<b>1,666.25</b>	<b>12,216.48</b>	<b>129,469</b>	<b>\$1,061,462</b>
-----------------------	-----------------	------------------	-----------------	------------------	----------------	--------------------

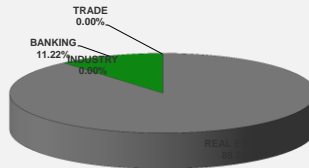
Official USD Closing 1507.5

LEBANESE GLOBAL DEPOSITARY RECEIPTS	SHARES MM	BID \$	ASK \$	MID PRICE \$	STOCK INDEX	VALUE	PREVIOUS VALUE	% OF CHANGE
BLOM BANK	73.90	12.15	12.25	12.20	MARKET VALUE WEIGHTED INDEX	86.71	86.67	0.05%
BYBLOS BANK	1.31	77.00	0.00	77.00	NUMBER OF TRANSACTIONS	27		
AUDI BANK	116.24	6.01	6.17	6.09				

BEIRUT STOCK EXCHANGE DAILY TRADING VOLUME



BEIRUT STOCK EXCHANGE DAILY TRADING VALUE \$



Disclaimer: The Capital Markets Authority (CMA) publishes reports for general information purposes only. However, under no circumstances the CMA will accept any responsibility or liability in connection with the use of the information provided in these reports or on this website.

MATURITY	CURRENCY	ISSUED AMOUNT (MM)	OUTSTANDING AMOUNT (MM)	COUPON	ISSUE P.	BIDS	ASKS	MID. P	YIELD	SPREAD	DURATION	CONVEXITY
Lebanon / 20-07-2017	USD	300.00	#N/A *The record could not be found	3.750	100.000	#N/A *The record could not be found	#N/A *The record could not be found	#N/A *The record could not be found	#N/A *The record could not be found	#VALUE!	#N/A *The record could not be found	#N/A *The record could not be found
Lebanon / 12-10-2017	USD	775.00	775.00	5.000	100.000	100.050	100.500	100.050	4.697	3.503	0.212	0.090
Lebanon / 27-12-2017	USD	950.00	32.50	5.000	100.000	99.625	99.875	99.625	5.887	4.759	0.412	0.340
Lebanon / 31-12-2017	USD	2,007.51	100.38	4.000	100.000	99.688	100.438	99.688	4.726	3.599	0.424	0.359
Lebanon / 07-03-2018	USD	700.00	70.00	5.000	100.000	98.750	100.750	98.750	8.533	5.930	0.350	0.352
Lebanon / 27-05-2018	USD	200.00	20.00	5.000	100.000	98.750	100.750	98.750	7.197	5.312	0.567	0.657
Lebanon / 12-06-2018	USD	700.00	700.00	5.150	100.000	100.375	102.375	100.375	4.704	3.473	0.853	1.150
Lebanon / 12-11-2018	USD	1,025.00	1,025.00	5.150	100.000	100.176	100.830	100.176	5.002	3.767	1.231	2.145
Lebanon / 28-11-2018	EUR	445.00	445.00	5.350	100.000	101.750	102.750	101.750	3.970	4.650	1.250	2.815
Lebanon / 23-04-2019	USD	500.00	500.00	6.750	100.000	100.125	101.125	100.125	5.418	4.061	1.624	3.510
Lebanon / 20-05-2019	USD	650.00	650.00	6.000	100.000	100.750	102.050	100.750	5.555	4.199	1.691	3.770
Lebanon / 28-11-2019	USD	1,500.00	1,500.00	5.450	100.000	99.950	100.300	99.950	5.469	4.115	2.155	5.861
Lebanon / 09-03-2020	USD	1,200.00	1,200.00	6.375	100.000	101.625	102.450	101.625	5.696	4.184	2.338	6.945
Lebanon / 14-04-2020	USD	700.00	700.00	5.800	100.000	99.800	100.700	99.800	5.877	4.370	2.447	7.492
Lebanon / 19-06-2020	USD	600.00	600.00	6.150	100.000	100.750	101.750	100.750	5.863	4.362	2.613	8.430
Lebanon / 12-04-2021	USD	2,092.47	2,092.47	8.250	100.000	107.070	108.014	107.070	6.090	4.581	3.131	12.270
Lebanon / 27-05-2022	USD	500.00	500.00	6.250	100.000	100.375	101.375	100.375	6.157	4.352	4.089	20.250
Lebanon / 04-10-2022	USD	1,540.00	1,540.00	6.100	100.000	99.300	100.190	99.300	6.259	4.446	4.339	22.819
Lebanon / 27-01-2023	USD	1,100.00	1,100.00	6.000	100.000	98.620	99.190	98.620	6.300	4.489	4.486	24.830
Lebanon / 26-05-2023	USD	500.00	500.00	6.400	100.000	100.500	101.500	100.500	6.294	4.480	4.770	27.680
Lebanon / 22-04-2024	USD	700.00	700.00	6.850	100.000	101.085	101.365	101.085	6.447	4.384	5.290	34.600
Lebanon / 04-11-2024	USD	500.00	538.47	6.250	100.000	99.000	99.750	99.000	6.422	4.359	5.689	39.879
Lebanon / 03-12-2024	USD	250.00	250.00	7.000	100.000	103.840	103.850	103.840	6.337	4.274	5.670	39.855
Lebanon / 26-02-2025	USD	800.00	800.00	6.200	100.000	98.484	99.250	98.484	6.455	4.389	5.815	42.266
Lebanon / 12-06-2025	USD	800.00	800.00	6.250	100.000	98.750	100.750	98.750	6.453	4.397	6.102	45.820
Lebanon / 27-11-2026	USD	1,600.00	1,600.00	6.600	100.000	99.800	100.950	99.800	6.627	4.380	6.827	58.861
Lebanon / 23-03-2027	USD	1,250.00	1,250.00	6.850	100.000	100.630	101.120	100.630	6.758	4.510	6.844	60.431
Lebanon / 29-11-2027	USD	1,000.00	1,000.00	6.750	100.000	99.700	99.950	99.700	6.789	4.542	7.282	68.110
Lebanon / 03-11-2028	USD	500.00	893.20	6.850	100.000	98.500	99.000	98.500	6.841	4.593	7.703	77.396
Lebanon / 25-05-2029	USD	1,000.00	1,000.00	6.850	100.000	99.500	100.500	99.500	6.911	4.659	7.935	82.690
Lebanon / 26-02-2030	USD	1,400.00	1,400.00	6.650	100.000	97.710	99.040	97.710	6.925	4.676	8.168	89.742
Lebanon / 22-04-2031	USD	300.00	300.00	7.000	100.000	99.625	100.625	99.625	7.041	4.801	8.588	100.490
Lebanon / 23-03-2032	USD	1,000.00	1,000.00	7.000	100.000	100.010	100.620	100.010	6.997	4.750	8.880	109.339
Lebanon / 02-11-2035	USD	600.00	600.00	7.050	100.000	98.800	99.700	98.800	7.167	4.921	9.996	144.758
Lebanon / 23-03-2037	USD	750.00	750.00	7.250	100.000	100.380	100.870	100.380	7.212	4.964	10.178	154.579
<b>TOTAL PUBLIC SECTOR EUROBONDS</b>		<b>30,507.827</b>	<b>#VALUE!</b>									

EURO CDS

Not Available

LEBANESE PRIVATE SECTOR EUROBONDS

MATURITY	SIZE MM	TYPE	COUPON	Issue P.	BID \$	Ask \$	MID. P	YIELD	SPREAD	DURATION	CONVEXITY
BANK MED S.A.L/14-12-2017	USD 500	Euro CD	5.38	99.46	101.54	101.58	101.54	1.38	0.27	0.39	0.30
BANK BYBLOS S.A.L/21-06-2021	USD 300	Note	7	100	102.34	102.69	102.34	6.31	4.50	3.37	13.87

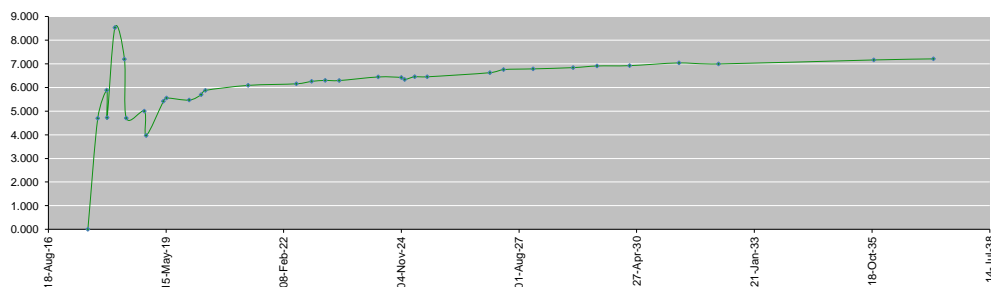
World Yields in Native Terms

	O/N	3 Months	6 Months	9 Months	1 Year	2 Years	3 Years	5 Years	7 Years	10 Years	30 Years
EUR	-	-0.76	-0.70	-0.69	-0.68	-0.65	-0.55	-0.17	0.07	0.51	1.27
U.S.A	-	1.15	1.11	-	1.22	1.35	1.51	1.81	2.06	2.24	2.81
U.K	-	0.20	0.25	-	0.31	0.28	0.33	0.57	0.83	1.19	1.83
Japan	-	-0.12	-0.12	-0.10	-0.11	-0.11	-0.08	-0.06	-0.01	0.07	0.87

Libor	USD	EUR	JPY	GBP
1 Months	1.23	-0.40	-0.03	0.26
2 Months	1.26	-0.39	-0.01	0.27
3 Months	1.31	-0.38	-0.01	0.29
6 Months	1.46	-0.30	0.01	0.43
1 Year	1.74	-0.18	0.12	0.63

Spot Rates	Bid	Ask
Lebanese Pound	1505.70	1510.70
Euro	1.16	1.1640
British Sterling Pound	1.30	1.2997
Japanese Yen	111.50	111.5300
Gold	1249.99	1250.13

Lebanese Republic USD Eurobonds Yield Curve



Disclaimer: The Capital Markets Authority (CMA) publishes reports for general information purposes only. However, under no circumstances the CMA will accept any responsibility or liability in connection with the use of the information provided in these reports or on this website.

Contact us by email: [research@cma.gov.lb](mailto:research@cma.gov.lb)