

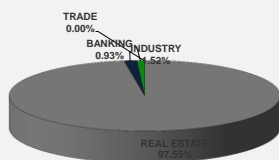
LISTED COMPANIES	LISTED SHARES	MARKET CAP.	TOTAL ORDINARY SHARES	PREFERRED SHARES	PREFERRED SHARES ISSUE PRICE	TOTAL MARKET CAP.	CUR.	TRADED VOLUME	TRADED VALUE	CLOSING PRICE	OPEN PRICE	HIGH PRICE	LOW PRICE	PREVIOUS PRICE
	(MM)	(MM \$)	(MM)	(MM)	USD	(MM \$)								
SOLIDERE A	100.00	823.00	100.00			823.00	USD	641,902	5,239,815	8.23	8.15	8.35	8.15	8.14
SOLIDERE B	65.00	524.55	65.00			524.55	USD	14	113	8.07	8.02	8.08	8.02	8.08
BQ.LIB. POUR LE COMMERCE	51.03	47.46	152.70			142.01	USD	-	-	0.93	-	-	-	0.93
BQ.LIB. POUR LE COMMERCE PEF. "B"	0.55	55.00		0.55		55.00	USD	-	-	100.00	-	-	-	100.00
BQ.LIB. POUR LE COMMERCE PEF. "C"	0.35	35.00		0.35		35.00	USD	1,000	100,000	100.00	100.00	100.00	100.00	100.00
BQ.LIB. POUR LE COMMERCE PEF. "D"	0.75	75.00		0.75		75.00	USD	-	-	100.00	-	-	-	100.00
BANQUE AUDI	399.75	2362.52	399.75			2362.52	USD	-	-	5.91	-	-	-	5.91
BANQUE AUDI GDR	116.24	697.43				697.43	USD	-	-	6.00	-	-	-	6.00
BANQUE AUDI PREFERRED "G"	1.50	151.80		1.50	100.00	151.80	USD	-	-	101.20	-	-	-	101.20
BANQUE AUDI PREFERRED "H"	0.75	75.90		0.75	100.00	75.90	USD	-	-	101.20	-	-	-	101.20
BANQUE AUDI PREFERRED "I"	2.50	253.00		2.50	100.00	253.00	USD	-	-	101.20	-	-	-	101.20
BANK OF BEIRUT	16.82	316.26	50.47			948.79	USD	-	-	18.80	-	-	-	18.80
BANK OF BEIRUT PRIORITY	4.76	100.00				100.00	USD	-	-	21.00	-	-	-	21.00
BANK OF BEIRUT PREFERRED SHARES "H"	5.40	136.62		5.40	25.00	136.62	USD	-	-	25.30	-	-	-	25.30
BANK OF BEIRUT PREFERRED SHARES "I"	5.00	126.25		5.00	25.00	126.25	USD	-	-	25.25	-	-	-	25.25
BANK OF BEIRUT PREFERRED SHARES "J"	3.00	75.90		3.00	25.00	75.90	USD	-	-	25.30	-	-	-	25.30
BANK OF BEIRUT PREFERRED SHARES "K"	4.00	101.00		4.00	25.00	101.00	USD	-	-	25.25	-	-	-	25.25
BYBLOS BANK	565.52	904.82	565.52			904.82	USD	-	-	1.60	-	-	-	1.60
BYBLOS BANK GDR	1.31	104.73				104.73	USD	-	-	80.00	-	-	-	80.00
BYBLOS BANK PREFERRED SHARES 2008	2.00	204.00		2.00	100.00	204.00	USD	-	-	102.00	-	-	-	102.00
BYBLOS BANK PREFERRED SHARES 2009	2.00	202.40		2.00	96.00	202.40	USD	100	10,120	101.20	101.20	101.20	101.20	102.00
BQ.EUROPEENNE PR.M.O	51.40	84.30	62.00			101.68	USD	-	-	1.64	-	-	-	1.64
BQ.EUROPEENNE PR.M.O PREFERRED 20	0.35	35.00		0.35	100.00	35.00	USD	-	-	100.00	-	-	-	100.00
BLOM BANK GDR	73.90	934.05				934.05	USD	5,000	63,175	12.64	12.60	12.65	12.60	12.55
BLOM BANK	215.00	2451.00	215.00			2451.00	USD	-	-	11.40	-	-	-	11.40
RASAMNY-YOUNIS MOTORS CO	10.92	35.49	27.30			88.73	USD	-	-	3.25	-	-	-	3.25
HOLCIM Liban	19.52	244.15	19.52			244.15	USD	10,000	125,100	12.51	12.51	12.51	12.51	12.26
STE DES CIMENTS BLANCS B	6.00	23.10	6.00			23.10	USD	-	-	3.85	-	-	-	3.85
STE DES CIMENTS BLANCS N	3.00	5.46	3.00			5.46	USD	-	-	1.82	-	-	-	1.82

TOTAL EXECUTED	1,728.31	11,185.18	1,666.25			11,982.87		658,016	\$5,538,323					
Official USD Closing	1507.5													

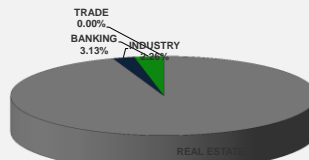
LEBANESE GLOBAL DEPOSITARY RECEIPTS	SHARES MM	BID \$	ASK \$	MID PRICE \$
BLOM BANK	73.90	12.50	12.60	12.55
BYBLOS BANK	1.31	77.00	0.00	77.00
AUDI BANK	116.24	6.00	6.10	6.05

STOCK INDEX	VALUE	PREVIOUS VALUE	% OF CHANGE
MARKET VALUE WEIGHTED INDEX	88.07	87.72	0.40%
NUMBER OF TRANSACTIONS	18		

BEIRUT STOCK EXCHANGE DAILY TRADING VOLUME



BEIRUT STOCK EXCHANGE DAILY TRADING VALUE \$



Disclaimer: The Capital Markets Authority (CMA) publishes reports for general information purposes only. However, under no circumstances the CMA will accept any responsibility or liability in connection with the use of the information provided in these reports or on this website.

MATURITY	CURRENCY	ISSUED AMMOUNT (MM)	OUTSTANDING AMOUNT (MM)	COUPON	ISSUE P.	BID\$	ASK\$	MID. P	YIELD	SPREAD	DURATION	CONVEXITY
Lebanon / 12-10-2017	USD	775.00	775.00	5.000	100.000	100.250	101.210	100.250	0.000	0.000	0.000	0.000
Lebanon / 27-12-2017	USD	950.00	32.50	5.000	100.000	99.824	99.856	99.824	5.503	4.510	0.319	0.204
Lebanon / 31-12-2017	USD	2,007.51	100.38	4.000	100.000	100.000	100.500	100.000	3.974	2.961	0.330	0.218
Lebanon / 07-03-2018	USD	700.00	70.00	5.000	100.000	99.835	101.835	99.835	5.625	4.194	0.263	0.261
Lebanon / 27-05-2018	USD	200.00	20.00	5.000	100.000	99.818	101.818	99.818	5.364	4.003	0.479	0.525
Lebanon / 12-06-2018	USD	700.00	700.00	5.150	100.000	100.375	102.375	100.375	4.647	3.436	0.758	0.950
Lebanon / 12-11-2018	USD	1,025.00	1,025.00	5.150	100.000	100.577	101.044	100.577	4.644	3.423	1.138	1.879
Lebanon / 28-11-2018	EUR	445.00	445.00	5.350	100.000	101.750	102.750	101.750	3.866	4.602	1.154	2.492
Lebanon / 23-04-2019	USD	500.00	500.00	6.750	100.000	100.500	102.500	100.500	5.175	3.869	1.534	3.190
Lebanon / 20-05-2019	USD	650.00	650.00	6.000	100.000	101.250	102.000	101.250	5.226	3.919	1.597	3.420
Lebanon / 28-11-2019	USD	1,500.00	1,500.00	5.450	100.000	100.400	100.950	100.400	5.254	3.948	2.063	5.431
Lebanon / 09-03-2020	USD	1,200.00	1,200.00	6.375	100.000	101.900	102.450	101.900	5.557	4.151	2.245	6.472
Lebanon / 14-04-2020	USD	700.00	700.00	5.800	100.000	100.050	100.750	100.050	5.776	4.362	2.353	6.998
Lebanon / 19-06-2020	USD	600.00	600.00	6.150	100.000	100.750	101.750	100.750	5.852	4.438	2.519	7.900
Lebanon / 12-04-2021	USD	2,092.47	2,092.47	8.250	100.000	107.020	107.354	107.020	6.056	4.649	3.035	11.630
Lebanon / 27-05-2022	USD	500.00	500.00	6.250	100.000	99.625	100.625	99.625	6.340	4.652	3.989	19.390
Lebanon / 04-10-2022	USD	1,540.00	1,540.00	6.100	100.000	98.900	99.700	98.900	6.355	4.678	4.240	21.928
Lebanon / 27-01-2023	USD	1,100.00	1,100.00	6.000	100.000	98.350	98.800	98.350	6.364	4.693	4.524	24.650
Lebanon / 26-05-2023	USD	500.00	500.00	6.400	100.000	99.750	100.750	99.750	6.450	4.761	4.669	26.670
Lebanon / 22-04-2024	USD	700.00	700.00	6.650	100.000	100.250	101.250	100.250	6.601	4.675	5.190	33.510
Lebanon / 04-11-2024	USD	500.00	538.47	6.250	100.000	98.300	98.900	98.300	6.549	4.635	5.585	38.660
Lebanon / 03-12-2024	USD	250.00	250.00	7.000	100.000	102.000	102.917	102.000	6.646	4.731	5.558	38.561
Lebanon / 26-02-2025	USD	800.00	800.00	6.200	100.000	97.898	98.200	97.898	6.560	4.643	5.890	42.300
Lebanon / 12-06-2025	USD	800.00	800.00	6.250	100.000	98.000	100.000	98.000	6.580	4.635	5.997	44.520
Lebanon / 27-11-2026	USD	1,600.00	1,600.00	6.600	100.000	98.800	99.500	98.800	6.775	4.669	6.711	57.261
Lebanon / 23-03-2027	USD	1,250.00	1,250.00	6.850	100.000	100.000	100.120	100.000	6.849	4.752	6.734	58.905
Lebanon / 29-11-2027	USD	1,000.00	1,000.00	6.750	100.000	99.150	99.400	99.150	6.865	4.773	7.177	66.550
Lebanon / 03-11-2028	USD	500.00	893.20	6.650	100.000	97.525	97.850	97.525	6.971	4.876	7.584	75.543
Lebanon / 25-05-2029	USD	1,000.00	1,000.00	6.850	100.000	98.750	99.750	98.750	7.006	4.898	7.822	80.890
Lebanon / 26-02-2030	USD	1,400.00	1,400.00	6.650	100.000	96.950	97.600	96.950	7.021	4.925	8.318	90.677
Lebanon / 22-04-2031	USD	300.00	300.00	7.000	100.000	99.250	100.250	99.250	7.085	4.977	8.483	98.650
Lebanon / 23-03-2032	USD	1,000.00	1,000.00	7.000	100.000	99.000	99.300	99.000	7.111	5.015	8.746	106.939
Lebanon / 02-11-2035	USD	600.00	600.00	7.050	100.000	98.380	99.500	98.380	7.210	5.114	9.888	142.552
Lebanon / 23-03-2037	USD	750.00	750.00	7.250	100.000	98.900	99.150	98.900	7.356	5.259	10.005	150.896
TOTAL PUBLIC SECTOR EUROBONDS		30,225.493	27,022.52									

EURO CDS

Not Available

LEBANESE PRIVATE SECTOR EUROBONDS

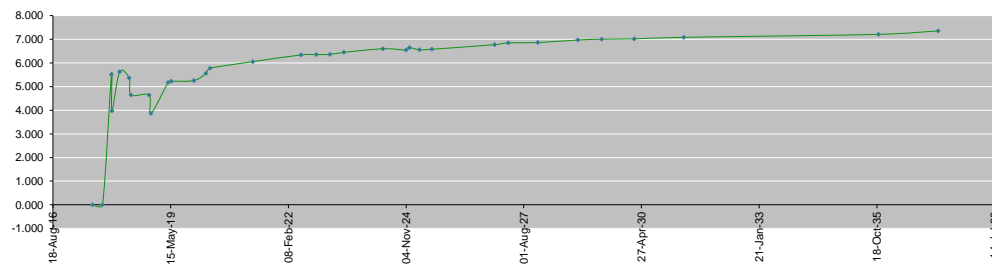
MATURITY	SIZE MM	TYPE	COUPON	Issue P.	BID \$	Ask \$	MID. P	YIELD	SPREAD	DURATION	CONVEXITY
BANK MED S.A.L/14-12-2017	USD 500	Euro CD	5.38	99.46	101.14	101.17	101.14	1.35	0.31	0.29	0.16
BANK BYBLOS S.A.L/21-06-2021	USD 300	Note	7	100	102.73	103.08	102.73	6.18	4.78	3.28	13.22

World Yields in Native Terms	O/N	3 Months	6 Months	9 Months	1 Year	2 Years	3 Years	5 Years	7 Years	10 Years	30 Years
EUR	-	-0.72	-0.75	-0.73	-0.74	-0.75	-0.69	-0.36	-0.13	0.33	1.10
U.S.A	-	1.04	1.13	--	1.22	1.31	1.41	1.68	1.92	2.10	2.70
U.K	-	0.19	0.19	--	0.14	0.15	0.19	0.41	0.65	0.99	1.66
Japan	-	-0.19	-0.15	-0.15	-0.14	-0.15	-0.14	-0.14	-0.10	0.00	0.83

Libor	USD	EUR	JPY	GBP
1 Month	1.24	-0.40	-0.04	0.25
2 Months	1.27	-0.39	-0.04	0.26
3 Months	1.32	-0.37	-0.03	0.28
6 Months	1.46	-0.31	-0.01	0.40
1 Year	1.73	-0.21	0.11	0.60

Spot Rates	Bid	Ask
Lebanese Pound	1505.70	1510.70
Euro	1.20	1.2036
British Sterling Pound	1.30	1.2957
Japanese Yen	108.53	108.5600
Gold	1322.60	1323.65

Lebanese Republic USD Eurobonds Yield Curve



Disclaimer: The Capital Markets Authority (CMA) publishes reports for general information purposes only. However, under no circumstances the CMA will accept any responsibility or liability in connection with the use of the information provided in these reports or on this website.

Contact us by email: research@cma.gov.lb