

LISTED COMPANIES	LISTED SHARES	MARKET CAP.	TOTAL ORDINARY SHARES	PREFERRED SHARES	PREFERRED SHARES ISSUE PRICE	TOTAL MARKET CAP.	CUR.	TRADED VOLUME	TRADED VALUE	CLOSING PRICE	OPEN PRICE	HIGH PRICE	LOW PRICE	PREVIOUS PRICE
	(MM)	(MM \$)	(MM)	(MM)	USD	(MM \$)								
SOLIDERE A	100.00	819.00	100.00			819.00	USD	27,404	224,402	8.19	8.18	8.20	8.16	8.23
SOLIDERE B	65.00	523.90	65.00			523.90	USD	542	4,370	8.06	8.04	8.11	8.04	8.07
BQ.LIB. POUR LE COMMERCE	51.03	47.46	152.70			142.01	USD	-	-	0.93	-	-	-	0.93
BQ.LIB. POUR LE COMMERCE PEF. "B"	0.55	55.00		0.55		55.00	USD	-	-	100.00	-	-	-	100.00
BQ.LIB. POUR LE COMMERCE PEF. "C"	0.35	35.00		0.35		35.00	USD	-	-	100.00	-	-	-	100.00
BQ.LIB. POUR LE COMMERCE PEF. "D"	0.75	75.00		0.75		75.00	USD	-	-	100.00	-	-	-	100.00
BANQUE AUDI	399.75	2390.50	399.75			2390.50	USD	1,140	6,817	5.98	5.98	5.98	5.98	5.91
BANQUE AUDI GDR	116.24	702.08				702.08	USD	20,000	120,750	6.04	6.00	6.05	6.00	6.00
BANQUE AUDI PREFERRED "G"	1.50	151.80		1.50	100.00	151.80	USD	-	-	101.20	-	-	-	101.20
BANQUE AUDI PREFERRED "H"	0.75	75.90		0.75	100.00	75.90	USD	-	-	101.20	-	-	-	101.20
BANQUE AUDI PREFERRED "I"	2.50	253.00		2.50	100.00	253.00	USD	-	-	101.20	-	-	-	101.20
BANK OF BEIRUT	16.82	316.26	50.47			948.79	USD	-	-	18.80	-	-	-	18.80
BANK OF BEIRUT PRIORITY	4.76	100.00				100.00	USD	120,934	2,539,614	21.00	21.00	21.00	21.00	21.00
BANK OF BEIRUT PREFERRED SHARES "H"	5.40	136.62		5.40	25.00	136.62	USD	-	-	25.30	-	-	-	25.30
BANK OF BEIRUT PREFERRED SHARES "I"	5.00	126.25		5.00	25.00	126.25	USD	-	-	25.25	-	-	-	25.25
BANK OF BEIRUT PREFERRED SHARES "J"	3.00	75.90		3.00	25.00	75.90	USD	-	-	25.30	-	-	-	25.30
BANK OF BEIRUT PREFERRED SHARES "K"	4.00	101.00		4.00	25.00	101.00	USD	-	-	25.25	-	-	-	25.25
BYBLOS BANK	565.52	910.48	565.52			910.48	USD	21,275	34,246	1.61	1.61	1.64	1.60	1.60
BYBLOS BANK GDR	1.31	104.73				104.73	USD	-	-	80.00	-	-	-	80.00
BYBLOS BANK PREFERRED SHARES 2008	2.00	203.00		2.00	100.00	203.00	USD	850	86,275	101.50	101.50	101.50	101.50	102.00
BYBLOS BANK PREFERRED SHARES 2009	2.00	202.80		2.00	96.00	202.80	USD	1,000	101,400	101.40	101.40	101.40	101.40	101.20
BQ.EUROPEENNE PR.M.O	51.40	79.67	62.00			96.10	USD	50,000	77,500	1.55	1.55	1.55	1.55	1.64
BQ.EUROPEENNE PR.M.O PREFERRED 20	0.35	34.83		0.35	100.00	34.83	USD	1,000	99,500	99.50	99.50	99.50	99.50	100.00
BLOM BANK GDR	73.90	934.05				934.05	USD	-	-	12.64	-	-	-	12.64
BLOM BANK	215.00	2472.50	215.00			2472.50	USD	2,900	33,350	11.50	11.50	11.50	11.50	11.40
RASAMNY-YOUNIS MOTORS CO	10.92	35.49	27.30			88.73	USD	-	-	3.25	-	-	-	3.25
HOLCIM Liban	19.52	263.47	19.52			263.47	USD	10,000	135,000	13.50	13.50	13.50	13.50	12.51
STE DES CIMENTS BLANCS B	6.00	23.10	6.00			23.10	USD	-	-	3.85	-	-	-	3.85
STE DES CIMENTS BLANCS N	3.00	5.46	3.00			5.46	USD	-	-	1.82	-	-	-	1.82

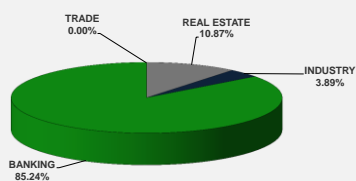
TOTAL EXECUTED 1,728.31 11,254.24 1,666.25 12,050.98 257,045 \$3,463,224

Official USD Closing 1507.5

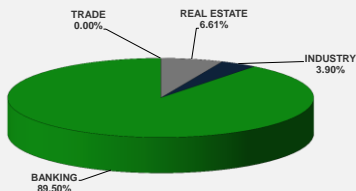
LEBANESE GLOBAL DEPOSITARY RECEIPTS	SHARES MM	BID \$	ASK \$	MID PRICE \$
BLOM BANK	73.90	12.50	12.80	12.65
BYBLOS BANK	1.31	77.00	0.00	77.00
AUDI BANK	116.24	5.90	6.00	5.95

STOCK INDEX	VALUE	PREVIOUS VALUE	% OF CHANGE
MARKET VALUE WEIGHTED INDEX	88.07	88.07	0.00%
NUMBER OF TRANSACTIONS	30		

BEIRUT STOCK EXCHANGE DAILY TRADING VOLUME



BEIRUT STOCK EXCHANGE DAILY TRADING VALUE \$



Disclaimer: The Capital Markets Authority (CMA) publishes reports for general information purposes only. However, under no circumstances the CMA will accept any responsibility or liability in connection with the use of the information provided in these reports or on this website.

MATURITY	CURRENCY	ISSUED AMMOUNT (MM)	OUTSTANDING AMOUNT (MM)	COUPON	ISSUE P.	BID\$	ASK\$	MID. P	YIELD	SPREAD	DURATION	CONVEXITY
Lebanon / 12-10-2017	USD	775.00	775.00	5.000	100.000	100.050	101.210	100.050	0.000	0.000	0.000	0.000
Lebanon / 27-12-2017	USD	950.00	32.50	5.000	100.000	99.831	99.862	99.831	5.485	4.492	0.317	0.201
Lebanon / 31-12-2017	USD	2,007.51	100.38	4.000	100.000	99.875	100.375	99.875	4.354	3.340	0.327	0.213
Lebanon / 07-03-2018	USD	700.00	70.00	5.000	100.000	99.842	101.842	99.842	5.605	4.182	0.260	0.258
Lebanon / 27-05-2018	USD	200.00	20.00	5.000	100.000	99.828	101.828	99.828	5.345	4.003	0.476	0.521
Lebanon / 12-06-2018	USD	700.00	700.00	5.150	100.000	100.500	102.500	100.500	4.482	3.252	0.756	0.950
Lebanon / 12-11-2018	USD	1,025.00	1,025.00	5.150	100.000	100.700	100.950	100.700	4.537	3.308	1.135	1.872
Lebanon / 28-11-2018	EUR	445.00	445.00	5.350	100.000	101.750	102.750	101.750	3.863	4.586	1.151	2.483
Lebanon / 23-04-2019	USD	500.00	500.00	6.750	100.000	100.300	101.050	100.300	5.302	3.981	1.527	3.160
Lebanon / 20-05-2019	USD	650.00	650.00	6.000	100.000	101.410	102.050	101.410	5.127	3.792	1.595	3.410
Lebanon / 28-11-2019	USD	1,500.00	1,500.00	5.450	100.000	100.450	100.850	100.450	5.230	3.895	2.060	5.418
Lebanon / 09-03-2020	USD	1,200.00	1,200.00	6.375	100.000	101.750	102.400	101.750	5.620	4.179	2.242	6.455
Lebanon / 14-04-2020	USD	700.00	700.00	5.800	100.000	100.050	100.750	100.050	5.776	4.335	2.350	6.984
Lebanon / 19-06-2020	USD	600.00	600.00	6.150	100.000	100.625	101.625	100.625	5.900	4.471	2.515	7.880
Lebanon / 12-04-2021	USD	2,092.47	2,092.47	8.250	100.000	106.698	107.031	106.698	6.151	4.709	3.030	11.600
Lebanon / 27-05-2022	USD	500.00	500.00	6.250	100.000	99.375	100.375	99.375	6.402	4.691	3.984	19.350
Lebanon / 04-10-2022	USD	1,540.00	1,540.00	6.100	100.000	98.900	99.650	98.900	6.355	4.636	4.237	21.902
Lebanon / 27-01-2023	USD	1,100.00	1,100.00	6.000	100.000	98.390	98.680	98.390	6.355	4.631	4.521	24.620
Lebanon / 26-05-2023	USD	500.00	500.00	6.400	100.000	99.375	100.375	99.375	6.530	4.818	4.662	26.610
Lebanon / 22-04-2024	USD	700.00	700.00	6.650	100.000	99.800	101.200	99.800	6.686	4.718	5.184	33.450
Lebanon / 04-11-2024	USD	500.00	538.47	6.250	100.000	97.800	98.650	97.800	6.638	4.664	5.577	38.576
Lebanon / 03-12-2024	USD	250.00	250.00	7.000	100.000	101.813	102.729	101.813	6.678	4.709	5.553	38.504
Lebanon / 26-02-2025	USD	800.00	800.00	6.200	100.000	97.150	98.150	97.150	6.690	4.719	5.882	42.207
Lebanon / 12-06-2025	USD	800.00	800.00	6.250	100.000	97.625	99.625	97.625	6.644	4.687	5.989	44.420
Lebanon / 27-11-2026	USD	1,600.00	1,600.00	6.600	100.000	98.800	99.450	98.800	6.775	4.629	6.708	57.218
Lebanon / 23-03-2027	USD	1,250.00	1,250.00	6.850	100.000	99.750	100.000	99.750	6.885	4.735	6.728	58.821
Lebanon / 29-11-2027	USD	1,000.00	1,000.00	6.750	100.000	98.850	99.400	98.850	6.906	4.761	7.171	66.470
Lebanon / 03-11-2028	USD	500.00	893.20	6.650	100.000	97.250	97.950	97.250	7.007	4.869	7.579	75.471
Lebanon / 25-05-2029	USD	1,000.00	1,000.00	6.850	100.000	98.500	99.500	98.500	7.038	4.906	7.813	80.750
Lebanon / 26-02-2030	USD	1,400.00	1,400.00	6.650	100.000	96.850	97.550	96.850	7.033	4.892	8.313	90.599
Lebanon / 22-04-2031	USD	300.00	300.00	7.000	100.000	99.250	100.250	99.250	7.085	4.953	8.480	98.600
Lebanon / 23-03-2032	USD	1,000.00	1,000.00	7.000	100.000	98.800	99.350	98.800	7.133	4.995	8.741	106.846
Lebanon / 02-11-2035	USD	600.00	600.00	7.050	100.000	97.300	98.250	97.300	7.320	5.177	9.833	141.398
Lebanon / 23-03-2037	USD	750.00	750.00	7.250	100.000	98.450	99.044	98.450	7.400	5.255	9.988	150.537
<b>TOTAL PUBLIC SECTOR EUROBONDS</b>		<b>30,220.331</b>	<b>27,017.36</b>									

EURO CDS

Not Available

LEBANESE PRIVATE SECTOR EUROBONDS

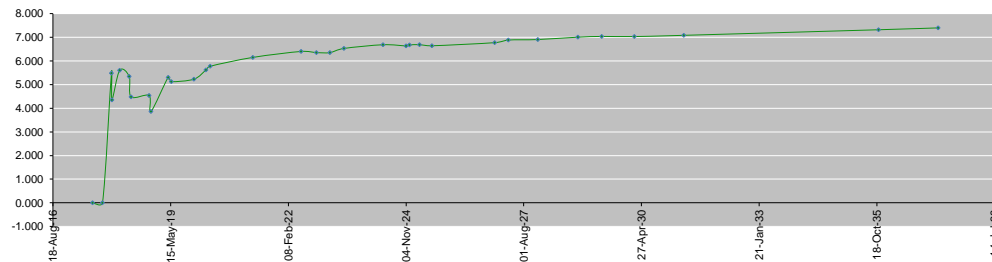
MATURITY	SIZE MM	TYPE	COUPON	Issue P.	BID \$	Ask \$	MID. P	YIELD	SPREAD	DURATION	CONVEXITY
BANK MED S.A.L/14-12-2017	USD 500	Euro CD	5.38	99.46	101.13	101.16	101.13	1.35	0.32	0.28	0.16
BANK BYBLOS S.A.L/21-06-2021	USD 300	Note	7	100	102.58	102.92	102.58	6.23	4.79	3.28	13.19

World Yields in Native Terms	O/N	3 Months	6 Months	9 Months	1 Year	2 Years	3 Years	5 Years	7 Years	10 Years	30 Years
EUR	-	-0.72	-0.77	-0.73	-0.72	-0.75	-0.68	-0.33	-0.10	0.36	1.12
U.S.A	-	1.04	1.13	--	1.23	1.34	1.45	1.73	1.97	2.15	2.75
U.K	-	0.21	0.21	--	0.16	0.19	0.22	0.44	0.69	1.04	1.70
Japan	-	-0.19	-0.15	-0.15	-0.14	-0.15	-0.14	-0.14	-0.09	0.01	0.83

Libor	USD	EUR	JPY	GBP
1 Months	1.24	-0.40	-0.04	0.25
2 Months	1.28	-0.38	-0.04	0.27
3 Months	1.32	-0.37	-0.03	0.28
6 Months	1.45	-0.31	-0.01	0.40
1 Year	1.71	-0.21	0.11	0.59

Spot Rates	Bid	Ask
Lebanese Pound	1505.40	1510.40
Euro	1.19	1.1920
British Sterling Pound	1.29	1.2900
Japanese Yen	110.22	110.2500
Gold	1307.69	1307.82

Lebanese Republic USD Eurobonds Yield Curve



Disclaimer: The Capital Markets Authority (CMA) publishes reports for general information purposes only. However, under no circumstances the CMA will accept any responsibility or liability in connection with the use of the information provided in these reports or on this website.

Contact us by email: [research@cma.gov.lb](mailto:research@cma.gov.lb)