

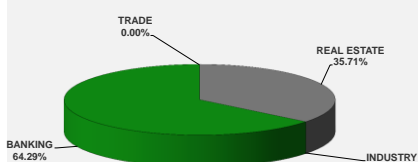
LISTED COMPANIES	LISTED SHARES	MARKET CAP.	TOTAL ORDINARY SHARES	PREFERRED SHARES	PREFERRED SHARES ISSUE PRICE	TOTAL MARKET CAP.	CUR.	TRADED VOLUME	TRADED VALUE	CLOSING PRICE	OPEN PRICE	HIGH PRICE	LOW PRICE	PREVIOUS PRICE
	(MM)	(MM \$)	(MM)	(MM)	USD	(MM \$)								
SOLIDERE A	100.00	818.00	100.00			818.00	USD	2,345	19,161	8.18	8.16	8.18	8.16	8.31
SOLIDERE B	65.00	520.00	65.00			520.00	USD	4,952	39,616	8.00	7.92	8.01	7.92	7.95
BQ.LIB. POUR LE COMMERCE	51.03	47.46	152.70			142.01	USD	-	-	0.93	-	-	-	0.93
BQ.LIB. POUR LE COMMERCE PEF. "B"	0.55	55.00		0.55		55.00	USD	-	-	100.00	-	-	-	100.00
BQ.LIB. POUR LE COMMERCE PEF. "C"	0.35	35.00		0.35		35.00	USD	-	-	100.00	-	-	-	100.00
BQ.LIB. POUR LE COMMERCE PEF. "D"	0.75	75.00		0.75		75.00	USD	-	-	100.00	-	-	-	100.00
BANQUE AUDI	399.75	2386.50	399.75			2386.50	USD	5,000	29,850	5.97	5.97	5.97	5.97	5.98
BANQUE AUDI GDR	116.24	702.08				702.08	USD	-	-	6.04	-	-	-	6.04
BANQUE AUDI PREFERRED "G"	1.50	151.80		1.50	100.00	151.80	USD	-	-	101.20	-	-	-	101.20
BANQUE AUDI PREFERRED "H"	0.75	75.90		0.75	100.00	75.90	USD	-	-	101.20	-	-	-	101.20
BANQUE AUDI PREFERRED "I"	2.50	253.00		2.50	100.00	253.00	USD	-	-	101.20	-	-	-	101.20
BANK OF BEIRUT	16.82	316.26	50.47			948.79	USD	-	-	18.80	-	-	-	18.80
BANK OF BEIRUT PRIORITY	4.76	100.00				100.00	USD	-	-	21.00	-	-	-	21.00
BANK OF BEIRUT PREFERRED SHARES "H"	5.40	136.62		5.40	25.00	136.62	USD	-	-	25.30	-	-	-	25.30
BANK OF BEIRUT PREFERRED SHARES "I"	5.00	126.25		5.00	25.00	126.25	USD	-	-	25.25	-	-	-	25.25
BANK OF BEIRUT PREFERRED SHARES "J"	3.00	75.90		3.00	25.00	75.90	USD	-	-	25.30	-	-	-	25.30
BANK OF BEIRUT PREFERRED SHARES "K"	4.00	101.00		4.00	25.00	101.00	USD	-	-	25.25	-	-	-	25.25
BYBLOS BANK	565.52	904.82	565.52			904.82	USD	6,000	9,600	1.60	1.60	1.60	1.60	1.61
BYBLOS BANK GDR	1.31	104.73				104.73	USD	-	-	80.00	-	-	-	80.00
BYBLOS BANK PREFERRED SHARES 2008	2.00	203.00		2.00	100.00	203.00	USD	-	-	101.50	-	-	-	101.50
BYBLOS BANK PREFERRED SHARES 2009	2.00	204.00		2.00	96.00	204.00	USD	2,000	204,000	102.00	102.00	102.00	102.00	101.40
BQ.EUROPEENNE PR.M.O	51.40	79.67	62.00			96.10	USD	-	-	1.55	-	-	-	1.55
BQ.EUROPEENNE PR.M.O PREFERRED 20	0.35	34.83		0.35	100.00	34.83	USD	-	-	99.50	-	-	-	99.50
BLOM BANK GDR	73.90	927.39				927.39	USD	137	1,719	12.55	12.55	12.55	12.55	12.64
BLOM BANK	215.00	2472.50	215.00			2472.50	USD	-	-	11.50	-	-	-	11.50
RASAMNY-YOUNIS MOTORS CO	10.92	35.49	27.30			88.73	USD	-	-	3.25	-	-	-	3.25
HOLCIM Liban	19.52	263.47	19.52			263.47	USD	-	-	13.50	-	-	-	13.50
STE DES CIMENTS BLANCS B	6.00	23.10	6.00			23.10	USD	-	-	3.85	-	-	-	3.85
STE DES CIMENTS BLANCS N	3.00	5.46	3.00			5.46	USD	-	-	1.82	-	-	-	1.82

<b>TOTAL EXECUTED</b>	<b>1,728.31</b>	<b>11,234.23</b>	<b>1,666.25</b>	<b>12,030.97</b>	<b>20,434</b>	<b>\$303,946</b>
Official USD Closing	1507.5					

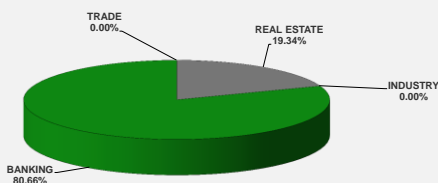
LEBANESE GLOBAL DEPOSITARY RECEIPTS	SHARES MM	BID \$	ASK \$	MID PRICE \$
BLOM BANK	73.90	12.25	12.40	12.33
BYBLOS BANK	1.31	77.00	0.00	77.00
AUDI BANK	116.24	0.00	6.08	6.08

STOCK INDEX	VALUE	PREVIOUS VALUE	% OF CHANGE
MARKET VALUE WEIGHTED INDEX	87.85	88.31	-0.52%
NUMBER OF TRANSACTIONS	19		

BEIRUT STOCK EXCHANGE DAILY TRADING VOLUME



BEIRUT STOCK EXCHANGE DAILY TRADING VALUE \$



**Disclaimer:** The Capital Markets Authority (CMA) publishes reports for general information purposes only. However, under no circumstances the CMA will accept any responsibility or liability in connection with the use of the information provided in these reports or on this website.

MATURITY	CURRENCY	ISSUED AMMOUNT (MM)	OUTSTANDING AMOUNT (MM)	COUPON	ISSUE P.	BID\$	ASK\$	MID. P	YIELD	SPREAD	DURATION	CONVEXITY
Lebanon / 12-10-2017	USD	775.00	775.00	5.000	100.000	100.000	100.350	100.000	4.901	4.029	0.097	0.019
Lebanon / 27-12-2017	USD	950.00	32.50	5.000	100.000	99.849	99.879	99.849	5.449	4.479	0.301	0.181
Lebanon / 31-12-2017	USD	2,007.51	100.38	4.000	100.000	99.875	100.375	99.875	4.371	3.377	0.310	0.193
Lebanon / 07-03-2018	USD	700.00	70.00	5.000	100.000	99.723	101.723	99.723	5.569	4.479	0.491	0.483
Lebanon / 27-05-2018	USD	200.00	20.00	5.000	100.000	99.850	101.850	99.850	5.309	3.972	0.460	0.499
Lebanon / 12-06-2018	USD	700.00	700.00	5.150	100.000	100.500	102.500	100.500	4.467	3.247	0.740	0.920
Lebanon / 12-11-2018	USD	1,025.00	1,025.00	5.150	100.000	100.650	101.100	100.650	4.572	3.352	1.119	1.828
Lebanon / 28-11-2018	EUR	445.00	445.00	5.350	100.000	101.750	102.750	101.750	3.845	4.611	1.136	2.433
Lebanon / 23-04-2019	USD	500.00	500.00	6.750	100.000	100.600	101.350	100.600	5.107	3.788	1.513	3.110
Lebanon / 20-05-2019	USD	650.00	650.00	6.000	100.000	101.650	102.250	101.650	4.972	3.651	1.580	3.360
Lebanon / 28-11-2019	USD	1,500.00	1,500.00	5.450	100.000	100.550	101.050	100.550	5.181	3.860	2.045	5.347
Lebanon / 09-03-2020	USD	1,200.00	1,200.00	6.375	100.000	101.950	102.600	101.950	5.531	4.096	2.227	6.381
Lebanon / 14-04-2020	USD	700.00	700.00	5.800	100.000	100.450	101.000	100.450	5.609	4.179	2.336	6.911
Lebanon / 19-06-2020	USD	600.00	600.00	6.150	100.000	100.875	101.625	100.875	5.801	4.371	2.500	7.790
Lebanon / 12-04-2021	USD	2,092.47	2,092.47	8.250	100.000	107.187	107.520	107.187	5.996	4.565	3.018	11.520
Lebanon / 27-05-2022	USD	500.00	500.00	6.250	100.000	100.000	101.000	100.000	6.247	4.543	3.973	19.260
Lebanon / 04-10-2022	USD	1,540.00	1,540.00	6.100	100.000	99.300	99.950	99.300	6.262	4.555	4.224	21.785
Lebanon / 27-01-2023	USD	1,100.00	1,100.00	6.000	100.000	98.550	99.250	98.550	6.320	4.615	4.508	24.490
Lebanon / 26-05-2023	USD	500.00	500.00	6.400	100.000	100.125	101.125	100.125	6.371	4.667	4.654	26.520
Lebanon / 22-04-2024	USD	700.00	700.00	6.650	100.000	100.375	101.375	100.375	6.577	4.621	5.173	33.330
Lebanon / 04-11-2024	USD	500.00	538.47	6.250	100.000	98.250	99.100	98.250	6.558	4.595	5.567	38.451
Lebanon / 03-12-2024	USD	250.00	250.00	7.000	100.000	102.100	102.900	102.100	6.628	4.667	5.540	38.350
Lebanon / 26-02-2025	USD	800.00	800.00	6.200	100.000	98.031	98.500	98.031	6.537	4.575	5.874	42.101
Lebanon / 12-06-2025	USD	800.00	800.00	6.250	100.000	97.875	99.875	97.875	6.602	4.642	5.976	44.260
Lebanon / 27-11-2026	USD	1,600.00	1,600.00	6.600	100.000	99.200	99.900	99.200	6.716	4.580	6.700	57.091
Lebanon / 23-03-2027	USD	1,250.00	1,250.00	6.850	100.000	100.375	101.375	100.375	6.795	4.662	6.731	58.845
Lebanon / 29-11-2027	USD	1,000.00	1,000.00	6.750	100.000	99.400	100.100	99.400	6.831	4.695	7.168	66.400
Lebanon / 03-11-2028	USD	500.00	893.20	6.650	100.000	98.250	98.450	98.250	6.876	4.739	7.581	75.476
Lebanon / 25-05-2029	USD	1,000.00	1,000.00	6.850	100.000	99.250	100.250	99.250	6.943	4.810	7.816	80.770
Lebanon / 26-02-2030	USD	1,400.00	1,400.00	6.650	100.000	97.300	98.000	97.300	6.977	4.841	8.309	90.515
Lebanon / 22-04-2031	USD	300.00	300.00	7.000	100.000	99.500	100.500	99.500	7.056	4.924	8.472	98.450
Lebanon / 23-03-2032	USD	1,000.00	1,000.00	7.000	100.000	99.100	99.750	99.100	7.100	4.963	8.737	106.764
Lebanon / 02-11-2035	USD	600.00	600.00	7.050	100.000	97.600	98.500	97.600	7.289	5.152	9.830	141.333
Lebanon / 23-03-2037	USD	750.00	750.00	7.250	100.000	98.950	99.750	98.950	7.352	5.215	10.002	150.863
<b>TOTAL PUBLIC SECTOR EUROBONDS</b>		<b>30,219.174</b>	<b>27,016.20</b>									

**EURO CDS**  
Not Available

**LEBANESE PRIVATE SECTOR EUROBONDS**

MATURITY	SIZE MM	TYPE	COUPON	Issue P.	BID \$	Ask \$	MID. P	YIELD	SPREAD	DURATION	CONVEXITY
BANK MED S.A.L/14-12-2017	USD 500	Euro CD	5.38	99.46	101.07	101.09	101.07	1.35	0.24	0.27	0.14
BANK BYBLOS S.A.L/21-06-2021	USD 300	Note	7	100	102.62	102.96	102.62	6.21	4.78	3.26	13.08

**World Yields in Native Terms**

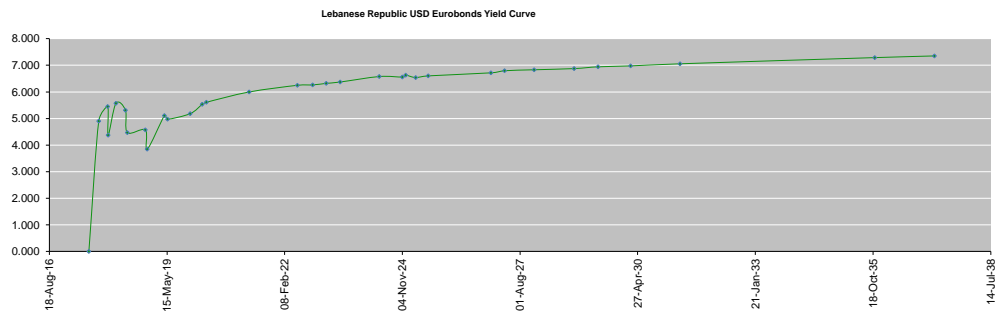
	O/N	3 Months	6 Months	9 Months	1 Year	2 Years	3 Years	5 Years	7 Years	10 Years	30 Years
EUR	-	-0.74	-0.77	-0.75	-0.75	-0.75	-0.68	-0.36	-0.11	0.36	1.15
U.S.A	-	1.01	1.10	--	1.22	1.33	1.43	1.71	1.96	2.14	2.76
U.K	-	0.22	0.21	--	0.15	0.19	0.21	0.45	0.69	1.05	1.71
Japan	-	-0.21	-0.16	-0.15	-0.15	-0.16	-0.14	-0.14	-0.09	0.02	0.80

**Libor**

	USD	EUR	JPY	GBP
1 Months	1.23	-0.40	-0.05	0.25
2 Months	1.27	-0.38	-0.04	0.26
3 Months	1.32	-0.37	-0.03	0.28
6 Months	1.45	-0.31	-0.01	0.40
1 Year	1.71	-0.21	0.11	0.59

**Spot Rates**

	Bid	Ask
Lebanese Pound	1504.00	1509.00
Euro	1.19	1.1895
British Sterling Pound	1.30	1.2958
Japanese Yen	109.33	109.3500
Gold	1330.61	1331.38



**Disclaimer:** The Capital Markets Authority (CMA) publishes reports for general information purposes only. However, under no circumstances the CMA will accept any responsibility or liability in connection with the use of the information provided in these reports or on this website.

Contact us by email: [research@cma.gov.lb](mailto:research@cma.gov.lb)