

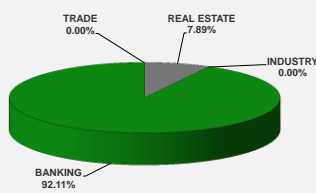
LISTED COMPANIES	LISTED SHARES	MARKET CAP.	TOTAL ORDINARY SHARES	PREFERRED SHARES	PREFERRED SHARES ISSUE PRICE	TOTAL MARKET CAP.	CUR.	TRADED VOLUME	TRADED VALUE	CLOSING PRICE	OPEN PRICE	HIGH PRICE	LOW PRICE	PREVIOUS PRICE
	(MM)	(MM \$)	(MM)	(MM)	USD	(MM \$)								
SOLIDERE A	100.00	800.00	100.00			800.00	USD	6,415	51,360	8.00	8.03	8.03	8.00	8.07
SOLIDERE B	65.00	503.75	65.00			503.75	USD	260	2,016	7.75	7.75	7.76	7.75	7.89
BQ.LIB. POUR LE COMMERCE	51.03	47.46	152.70			142.01	USD	-	-	0.93	-	-	-	0.93
BQ.LIB. POUR LE COMMERCE PEF. "B"	0.55	55.00		0.55		55.00	USD	-	-	100.00	-	-	-	100.00
BQ.LIB. POUR LE COMMERCE PEF. "C"	0.35	35.00		0.35		35.00	USD	-	-	100.00	-	-	-	100.00
BQ.LIB. POUR LE COMMERCE PEF. "D"	0.75	75.00		0.75		75.00	USD	-	-	100.00	-	-	-	100.00
BANQUE AUDI	399.75	2382.51	399.75			2382.51	USD	4,550	27,104	5.96	5.95	5.98	5.95	5.95
BANQUE AUDI GDR	116.24	697.43				697.43	USD	3,320	19,920	6.00	6.00	6.00	6.00	6.00
BANQUE AUDI PREFERRED "G"	1.50	151.80		1.50	100.00	151.80	USD	-	-	101.20	-	-	-	101.20
BANQUE AUDI PREFERRED "H"	0.75	75.90		0.75	100.00	75.90	USD	-	-	101.20	-	-	-	101.20
BANQUE AUDI PREFERRED "I"	2.50	253.00		2.50	100.00	253.00	USD	-	-	101.20	-	-	-	101.20
BANK OF BEIRUT	16.82	316.26	50.47			948.79	USD	-	-	18.80	-	-	-	18.80
BANK OF BEIRUT PRIORITY	4.76	100.00				100.00	USD	-	-	21.00	-	-	-	21.00
BANK OF BEIRUT PREFERRED SHARES "H"	5.40	136.89		5.40	25.00	136.89	USD	14,920	378,222	25.35	25.35	25.35	25.35	25.30
BANK OF BEIRUT PREFERRED SHARES "I"	5.00	126.75		5.00	25.00	126.75	USD	6,000	152,100	25.35	25.35	25.35	25.35	25.25
BANK OF BEIRUT PREFERRED SHARES "J"	3.00	75.90		3.00	25.00	75.90	USD	-	-	25.30	-	-	-	25.30
BANK OF BEIRUT PREFERRED SHARES "K"	4.00	101.00		4.00	25.00	101.00	USD	-	-	25.25	-	-	-	25.25
BYBLOS BANK	565.52	904.82	565.52			904.82	USD	41,921	67,074	1.60	1.60	1.60	1.60	1.60
BYBLOS BANK GDR	1.31	104.73				104.73	USD	-	-	80.00	-	-	-	80.00
BYBLOS BANK PREFERRED SHARES 2008	2.00	202.20		2.00	100.00	202.20	USD	1,000	101,100	101.10	101.10	101.10	101.10	101.00
BYBLOS BANK PREFERRED SHARES 2009	2.00	202.60		2.00	96.00	202.60	USD	500	50,650	101.30	101.30	101.30	101.30	102.00
BQ.EUROPEENNE PR.M.O	51.40	79.67	62.00			96.10	USD	-	-	1.55	-	-	-	1.55
BQ.EUROPEENNE PR.M.O PREFERRED 20	0.35	34.83		0.35	100.00	34.83	USD	-	-	99.50	-	-	-	99.50
BLOM BANK GDR	73.90	931.09				931.09	USD	4,000	50,400	12.60	12.60	12.60	12.60	12.60
BLOM BANK	215.00	2494.00	215.00			2494.00	USD	1,700	19,720	11.60	11.60	11.60	11.60	11.50
RASAMNY-YOUNIS MOTORS CO	10.92	35.49	27.30			88.73	USD	-	-	3.25	-	-	-	3.25
HOLCIM Liban	19.52	244.15	19.52			244.15	USD	-	-	12.51	-	-	-	12.51
STE DES CIMENTS BLANCS B	6.00	23.10	6.00			23.10	USD	-	-	3.85	-	-	-	3.85
STE DES CIMENTS BLANCS N	3.00	5.46	3.00			5.46	USD	-	-	1.82	-	-	-	1.82

TOTAL EXECUTED	1,728.31	11,195.78	1,666.25	11,992.52	84,586	\$919,666
Official USD Closing	1507.5					

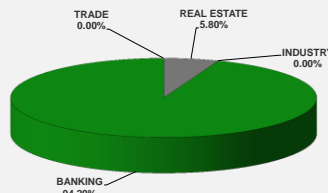
LEBANESE GLOBAL DEPOSITARY RECEIPTS	SHARES MM	BID \$	ASK \$	MID PRICE \$
BLOM BANK	73.90	12.50	12.60	12.55
BYBLOS BANK	1.31	77.00	0.00	77.00
AUDI BANK	116.24	6.00	6.07	6.04

STOCK INDEX	VALUE	PREVIOUS VALUE	% OF CHANGE
MARKET VALUE WEIGHTED INDEX	86.29	86.93	-0.73%
NUMBER OF TRANSACTIONS	36		

BEIRUT STOCK EXCHANGE DAILY TRADING VOLUME



BEIRUT STOCK EXCHANGE DAILY TRADING VALUE \$



Disclaimer: The Capital Markets Authority (CMA) publishes reports for general information purposes only. However, under no circumstances the CMA will accept any responsibility or liability in connection with the use of the information provided in these reports or on this website.

MATURITY	CURRENCY	ISSUED AMMOUNT (MM)	OUTSTANDING AMOUNT (MM)	COUPON	ISSUE P.	BID\$	ASK\$	MID. P	YIELD	SPREAD	DURATION	CONVEXITY
Lebanon / 12-10-2017	USD	775.00	775.00	5.000	100.000	100.170	101.260	100.170	0.000	0.000	0.000	0.000
Lebanon / 27-12-2017	USD	950.00	32.50	5.000	100.000	99.905	99.933	99.905	5.281	4.270	0.282	0.159
Lebanon / 31-12-2017	USD	2,007.51	100.38	4.000	100.000	99.875	100.375	99.875	4.394	3.361	0.291	0.170
Lebanon / 07-03-2018	USD	700.00	70.00	5.000	100.000	99.717	101.717	99.717	5.599	4.441	0.473	0.447
Lebanon / 27-05-2018	USD	200.00	20.00	5.000	100.000	99.842	101.842	99.842	5.341	4.064	0.441	0.472
Lebanon / 12-06-2018	USD	700.00	700.00	5.150	100.000	100.750	102.750	100.750	4.108	2.881	0.722	0.880
Lebanon / 12-11-2018	USD	1,025.00	1,025.00	5.150	100.000	100.700	100.960	100.700	4.519	3.280	1.100	1.776
Lebanon / 28-11-2018	EUR	445.00	445.00	5.350	100.000	101.750	102.750	101.750	3.823	4.583	1.118	2.374
Lebanon / 23-04-2019	USD	500.00	500.00	6.750	100.000	100.625	102.625	100.625	5.087	3.762	1.497	3.060
Lebanon / 20-05-2019	USD	650.00	650.00	6.000	100.000	101.610	102.540	101.610	4.986	3.659	1.562	3.290
Lebanon / 28-11-2019	USD	1,500.00	1,500.00	5.450	100.000	100.600	100.925	100.600	5.155	3.828	2.026	5.260
Lebanon / 09-03-2020	USD	1,200.00	1,200.00	6.375	100.000	102.200	102.700	102.200	5.417	3.953	2.278	6.490
Lebanon / 14-04-2020	USD	700.00	700.00	5.800	100.000	100.500	101.050	100.500	5.587	4.130	2.317	6.815
Lebanon / 19-06-2020	USD	600.00	600.00	6.150	100.000	101.000	102.000	101.000	5.749	4.292	2.482	7.700
Lebanon / 12-04-2021	USD	2,092.47	2,092.47	8.250	100.000	107.488	108.150	107.488	5.896	4.435	3.002	11.420
Lebanon / 27-05-2022	USD	500.00	500.00	6.250	100.000	100.125	100.875	100.125	6.216	4.491	3.954	19.100
Lebanon / 04-10-2022	USD	1,540.00	1,540.00	6.100	100.000	99.050	100.000	99.050	6.321	4.584	4.205	21.609
Lebanon / 27-01-2023	USD	1,100.00	1,100.00	6.000	100.000	98.750	99.100	98.750	6.276	4.542	4.490	24.320
Lebanon / 26-05-2023	USD	500.00	500.00	6.400	100.000	100.375	101.125	100.375	6.318	4.593	4.636	26.350
Lebanon / 22-04-2024	USD	700.00	700.00	6.650	100.000	101.000	101.250	101.000	6.460	4.493	5.157	33.150
Lebanon / 04-11-2024	USD	500.00	538.47	6.250	100.000	98.420	99.080	98.420	6.529	4.544	5.549	38.243
Lebanon / 03-12-2024	USD	250.00	250.00	7.000	100.000	102.350	102.780	102.350	6.583	4.601	5.522	38.142
Lebanon / 26-02-2025	USD	800.00	800.00	6.200	100.000	98.050	98.300	98.050	6.534	4.552	5.854	41.857
Lebanon / 12-06-2025	USD	800.00	800.00	6.250	100.000	97.875	99.875	97.875	6.603	4.621	5.957	44.030
Lebanon / 27-11-2026	USD	1,600.00	1,600.00	6.600	100.000	99.400	100.000	99.400	6.686	4.526	6.684	56.864
Lebanon / 23-03-2027	USD	1,250.00	1,250.00	6.850	100.000	100.150	100.620	100.150	6.828	4.686	6.703	58.461
Lebanon / 29-11-2027	USD	1,000.00	1,000.00	6.750	100.000	99.970	100.150	99.970	6.752	4.595	7.156	66.210
Lebanon / 03-11-2028	USD	500.00	893.20	6.650	100.000	98.100	98.500	98.100	6.896	4.738	7.561	75.164
Lebanon / 25-05-2029	USD	1,000.00	1,000.00	6.850	100.000	99.500	100.500	99.500	6.911	4.754	7.803	80.560
Lebanon / 26-02-2030	USD	1,400.00	1,400.00	6.650	100.000	97.400	98.150	97.400	6.965	4.806	8.293	90.246
Lebanon / 22-04-2031	USD	300.00	300.00	7.000	100.000	99.170	100.570	99.170	7.095	4.948	8.449	98.050
Lebanon / 23-03-2032	USD	1,000.00	1,000.00	7.000	100.000	99.230	99.720	99.230	7.085	4.927	8.719	106.456
Lebanon / 02-11-2035	USD	600.00	600.00	7.050	100.000	97.800	98.820	97.800	7.269	5.111	9.822	141.199
Lebanon / 23-03-2037	USD	750.00	750.00	7.250	100.000	98.880	99.220	98.880	7.359	5.201	9.968	150.150
TOTAL PUBLIC SECTOR EUROBONDS		30,221.266	27,018.29									

EURO CDS

Not Available

LEBANESE PRIVATE SECTOR EUROBONDS

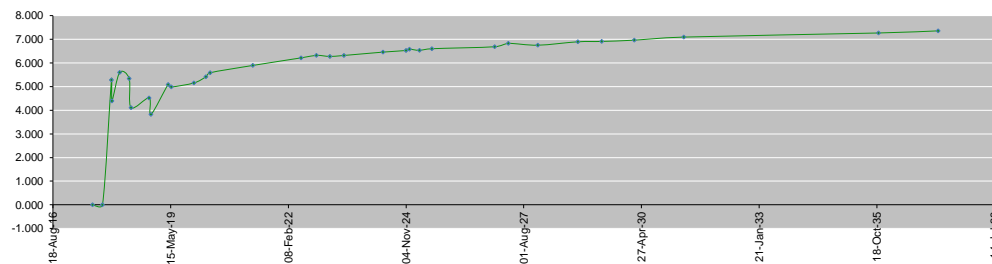
MATURITY	SIZE MM	TYPE	COUPON	Issue P.	BID \$	Ask \$	MID. P	YIELD	SPREAD	DURATION	CONVEXITY
BANK MED S.A.L/14-12-2017	USD 500	Euro CD	5.38	99.46	100.99	101.01	100.99	1.35	0.30	0.25	0.12
BANK BYBLOS S.A.L/21-06-2021	USD 300	Note	7	100	102.52	102.86	102.52	6.24	4.78	3.24	12.95

World Yields in Native Terms	O/N	3 Months	6 Months	9 Months	1 Year	2 Years	3 Years	5 Years	7 Years	10 Years	30 Years
EUR	-	-0.74	-0.79	-0.72	-0.75	-0.74	-0.68	-0.34	-0.10	0.37	1.17
U.S.A	-	1.05	1.16	--	1.24	1.33	1.46	1.74	1.98	2.16	2.76
U.K	-	0.22	0.22	--	0.21	0.25	0.29	0.51	0.74	1.09	1.74
Japan	-	-0.14	-0.16	-0.15	-0.15	-0.14	-0.13	-0.12	-0.08	0.02	0.83

Libor	USD	EUR	JPY	GBP
1 Months	1.24	-0.40	-0.04	0.25
2 Months	1.27	-0.39	-0.04	0.26
3 Months	1.32	-0.38	-0.03	0.29
6 Months	1.45	-0.30	0.00	0.41
1 Year	1.70	-0.22	0.11	0.60

Spot Rates	Bid	Ask
Lebanese Pound	1505.50	1510.50
Euro	1.19	1.1940
British Sterling Pound	1.33	1.3257
Japanese Yen	109.89	109.9000
Gold	1325.91	1326.68

Lebanese Republic USD Eurobonds Yield Curve



Disclaimer: The Capital Markets Authority (CMA) publishes reports for general information purposes only. However, under no circumstances the CMA will accept any responsibility or liability in connection with the use of the information provided in these reports or on this website.

Contact us by email: research@cma.gov.lb