

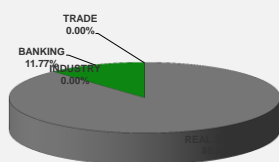
LISTED COMPANIES	LISTED SHARES	MARKET CAP.	TOTAL ORDINARY SHARES	PREFERRED SHARES	PREFERRED SHARES ISSUE PRICE	TOTAL MARKET CAP.	CUR.	TRADED VOLUME	TRADED VALUE	CLOSING PRICE	OPEN PRICE	HIGH PRICE	LOW PRICE	PREVIOUS PRICE
	(MM)	(MM \$)	(MM)	(MM)	USD	(MM \$)								
SOLIDERE A	100.00	798.00	100.00			798.00	USD	19,393	152,534	7.98	7.81	8.00	7.75	7.85
SOLIDERE B	65.00	520.00	65.00			520.00	USD	20,065	160,480	8.00	7.99	8.00	7.99	7.93
BQ.LIB. POUR LE COMMERCE	51.03	47.46	152.70			142.01	USD	-	-	0.93	-	-	-	0.93
BQ.LIB. POUR LE COMMERCE PEF. "B"	0.55	55.00		0.55		55.00	USD	-	-	100.00	-	-	-	100.00
BQ.LIB. POUR LE COMMERCE PEF. "C"	0.35	35.70		0.35		35.70	USD	-	-	102.00	-	-	-	102.00
BQ.LIB. POUR LE COMMERCE PEF. "D"	0.75	75.00		0.75		75.00	USD	-	-	100.00	-	-	-	100.00
BANQUE AUDI	399.75	2338.53	399.75			2338.53	USD	-	-	5.85	-	-	-	5.85
BANQUE AUDI GDR	116.24	691.62				691.62	USD	-	-	5.95	-	-	-	5.95
BANQUE AUDI PREFERRED "G"	1.50	151.50		1.50	100.00	151.50	USD	-	-	101.00	-	-	-	101.00
BANQUE AUDI PREFERRED "H"	0.75	75.90		0.75	100.00	75.90	USD	-	-	101.20	-	-	-	101.20
BANQUE AUDI PREFERRED "I"	2.50	252.50		2.50	100.00	252.50	USD	-	-	101.00	-	-	-	101.00
BANK OF BEIRUT	16.82	316.26	50.47			948.79	USD	-	-	18.80	-	-	-	18.80
BANK OF BEIRUT PRIORITY	4.76	100.00				100.00	USD	-	-	21.00	-	-	-	21.00
BANK OF BEIRUT PREFERRED SHARES "H"	5.40	136.89		5.40	25.00	136.89	USD	-	-	25.35	-	-	-	25.35
BANK OF BEIRUT PREFERRED SHARES "I"	5.00	126.75		5.00	25.00	126.75	USD	4,560	115,596	25.35	25.35	25.35	25.35	25.35
BANK OF BEIRUT PREFERRED SHARES "J"	3.00	76.05		3.00	25.00	76.05	USD	-	-	25.35	-	-	-	25.35
BANK OF BEIRUT PREFERRED SHARES "K"	4.00	101.40		4.00	25.00	101.40	USD	-	-	25.35	-	-	-	25.35
BYBLOS BANK	565.52	910.48	565.52			910.48	USD	-	-	1.61	-	-	-	1.61
BYBLOS BANK GDR	1.31	104.73				104.73	USD	-	-	80.00	-	-	-	80.00
BYBLOS BANK PREFERRED SHARES 2008	2.00	204.00		2.00	100.00	204.00	USD	-	-	102.00	-	-	-	102.00
BYBLOS BANK PREFERRED SHARES 2009	2.00	204.20		2.00	96.00	204.20	USD	-	-	102.10	-	-	-	102.10
BQ.EUROPEENNE PR.M.O	51.40	66.82	62.00			80.60	USD	-	-	1.30	-	-	-	1.30
BQ.EUROPEENNE PR.M.O PREFERRED 20	0.35	34.83		0.35	100.00	34.83	USD	-	-	99.50	-	-	-	99.50
BLOM BANK GDR	73.90	938.48				938.48	USD	605	7,683	12.70	12.70	12.70	12.70	12.67
BLOM BANK	215.00	2504.75	215.00			2504.75	USD	100	1,165	11.65	11.65	11.65	11.65	11.61
RASAMNY-YOUNIS MOTORS CO	10.92	35.49	27.30			88.73	USD	-	-	3.25	-	-	-	3.25
HOLCIM Liban	19.52	273.03	19.52			273.03	USD	-	-	13.99	-	-	-	13.99
STE DES CIMENTS BLANCS B	6.00	23.10	6.00			23.10	USD	-	-	3.85	-	-	-	3.85
STE DES CIMENTS BLANCS N	3.00	5.46	3.00			5.46	USD	-	-	1.82	-	-	-	1.82

<b>TOTAL EXECUTED</b>	<b>1,728.31</b>	<b>11,203.92</b>	<b>1,666.25</b>	<b>11,998.01</b>	<b>44,723</b>	<b>\$437,458</b>
Official USD Closing	1507.5					

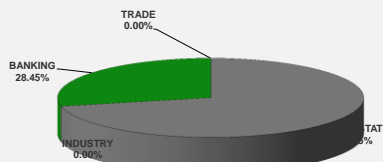
LEBANESE GLOBAL DEPOSITARY RECEIPTS	SHARES MM	BID \$	ASK \$	MID PRICE \$
BLOM BANK	73.90	12.55	12.60	12.58
BYBLOS BANK	1.31	77.00	0.00	77.00
AUDI BANK	116.24	6.00	6.07	6.04

STOCK INDEX	VALUE	PREVIOUS VALUE	% OF CHANGE
MARKET VALUE WEIGHTED INDEX	87.10	86.23	1.01%
NUMBER OF TRANSACTIONS	32		

BEIRUT STOCK EXCHANGE DAILY TRADING VOLUME



BEIRUT STOCK EXCHANGE DAILY TRADING VALUE \$



**Disclaimer:** The Capital Markets Authority (CMA) publishes reports for general information purposes only. However, under no circumstances the CMA will accept any responsibility or liability in connection with the use of the information provided in these reports or on this website.

MATURITY	CURRENCY	ISSUED AMMOUNT (MM)	OUTSTANDING AMOUNT (MM)	COUPON	ISSUE P.	BID\$	ASK\$	MID. P	YIELD	SPREAD	DURATION	CONVEXITY
Lebanon / 12-10-2017	USD	775.00	775.00	5.000	100.000	100.150	100.160	100.150	0.000	0.000	0.000	0.000
Lebanon / 27-12-2017	USD	950.00	32.50	5.000	100.000	99.919	99.940	99.919	5.311	4.257	0.209	0.087
Lebanon / 31-12-2017	USD	2,007.51	100.38	4.000	100.000	99.875	100.375	99.875	4.524	3.441	0.218	0.095
Lebanon / 07-03-2018	USD	700.00	35.00	5.000	100.000	99.740	101.740	99.740	5.629	4.408	0.400	0.321
Lebanon / 27-05-2018	USD	200.00	20.00	5.000	100.000	99.858	101.858	99.858	5.369	3.999	0.368	0.378
Lebanon / 12-06-2018	USD	700.00	700.00	5.150	100.000	100.500	102.500	100.500	4.374	3.148	0.648	0.740
Lebanon / 12-11-2018	USD	1,025.00	1,025.00	5.150	100.000	100.535	100.922	100.535	4.635	3.287	1.026	1.583
Lebanon / 28-11-2018	EUR	445.00	445.00	5.350	100.000	102.000	103.000	102.000	3.511	4.243	1.052	2.173
Lebanon / 23-04-2019	USD	500.00	500.00	6.750	100.000	100.250	100.750	100.250	5.326	3.825	1.418	2.780
Lebanon / 20-05-2019	USD	650.00	650.00	6.000	100.000	101.375	101.875	101.375	5.095	3.589	1.487	3.020
Lebanon / 28-11-2019	USD	1,500.00	1,500.00	5.450	100.000	100.500	100.950	100.500	5.196	3.692	1.952	4.933
Lebanon / 09-03-2020	USD	1,200.00	1,200.00	6.375	100.000	102.100	102.850	102.100	5.431	3.926	2.205	6.130
Lebanon / 14-04-2020	USD	700.00	700.00	5.800	100.000	100.300	100.900	100.300	5.670	4.024	2.243	6.442
Lebanon / 19-06-2020	USD	600.00	600.00	6.150	100.000	100.750	101.500	100.750	5.840	4.195	2.407	7.300
Lebanon / 12-04-2021	USD	2,092.47	2,092.47	8.250	100.000	107.500	108.000	107.500	5.851	4.205	2.930	10.960
Lebanon / 27-05-2022	USD	500.00	500.00	6.250	100.000	100.000	100.500	100.000	6.248	4.282	3.879	18.470
Lebanon / 04-10-2022	USD	1,540.00	1,540.00	6.100	100.000	99.900	100.550	99.900	6.123	4.158	4.138	21.019
Lebanon / 27-01-2023	USD	1,100.00	1,100.00	6.000	100.000	98.750	98.900	98.750	6.279	4.316	4.416	23.630
Lebanon / 26-05-2023	USD	500.00	500.00	6.400	100.000	100.125	100.625	100.125	6.371	4.405	4.560	25.610
Lebanon / 22-04-2024	USD	700.00	700.00	6.650	100.000	100.000	100.625	100.000	6.649	4.450	5.075	32.280
Lebanon / 04-11-2024	USD	500.00	538.47	6.250	100.000	98.000	98.625	98.000	6.608	4.406	5.470	37.344
Lebanon / 03-12-2024	USD	250.00	250.00	7.000	100.000	101.875	102.500	101.875	6.664	4.463	5.445	37.260
Lebanon / 26-02-2025	USD	800.00	800.00	6.200	100.000	97.125	97.875	97.125	6.699	4.501	5.772	40.877
Lebanon / 12-06-2025	USD	800.00	800.00	6.250	100.000	97.000	99.000	97.000	6.756	4.558	5.872	42.990
Lebanon / 27-11-2026	USD	1,600.00	1,600.00	6.600	100.000	98.100	98.800	98.100	6.882	4.511	6.588	55.580
Lebanon / 23-03-2027	USD	1,250.00	1,250.00	6.850	100.000	99.625	100.250	99.625	6.904	4.534	6.850	59.316
Lebanon / 29-11-2027	USD	1,000.00	1,000.00	6.750	100.000	98.750	99.050	98.750	6.922	4.554	7.059	64.820
Lebanon / 03-11-2028	USD	500.00	893.20	6.650	100.000	97.000	97.750	97.000	7.044	4.677	7.466	73.719
Lebanon / 25-05-2029	USD	1,000.00	1,000.00	6.850	100.000	97.625	98.625	97.625	7.153	4.787	7.684	78.700
Lebanon / 26-02-2030	USD	1,400.00	1,400.00	6.650	100.000	96.375	97.375	96.375	7.094	4.728	8.197	88.634
Lebanon / 22-04-2031	USD	300.00	300.00	7.000	100.000	98.125	99.125	98.125	7.219	4.853	8.337	96.160
Lebanon / 23-03-2032	USD	1,000.00	1,000.00	7.000	100.000	97.500	98.500	97.500	7.282	4.912	8.905	108.012
Lebanon / 02-11-2035	USD	600.00	600.00	7.050	100.000	96.000	97.000	96.000	7.456	5.089	9.667	138.026
Lebanon / 23-03-2037	USD	750.00	750.00	7.250	100.000	96.875	97.875	96.875	7.559	5.189	10.179	152.318
<b>TOTAL PUBLIC SECTOR EUROBONDS</b>		<b>30,210.808</b>	<b>26,972.84</b>									

EURO CDS

Not Available

LEBANESE PRIVATE SECTOR EUROBONDS

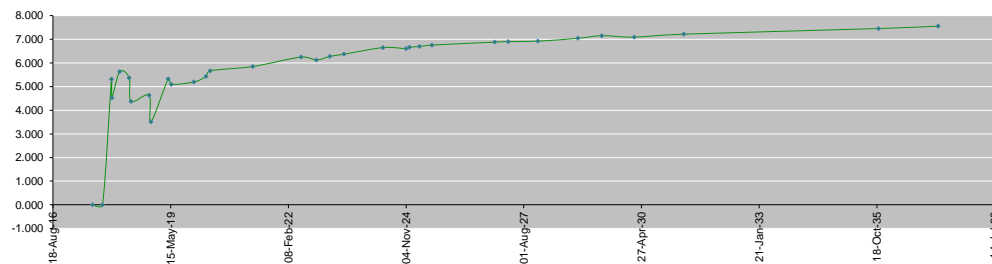
MATURITY	SIZE MM	TYPE	COUPON	Issue P.	BID \$	Ask \$	MID. P	YIELD	SPREAD	DURATION	CONVEXITY
BANK MED S.A.L/14-12-2017	USD 500	Euro CD	5.38	99.46	100.71	100.72	100.71	1.28	0.21	0.18	0.06
BANK BYBLOS S.A.L/21-06-2021	USD 300	Note	7	100	101.72	102.05	101.72	6.47	4.82	3.17	12.43

World Yields in Native Terms	O/N	3 Months	6 Months	9 Months	1 Year	2 Years	3 Years	5 Years	7 Years	10 Years	30 Years
EUR	-	-0.83	-0.85	-0.72	-0.73	-0.69	-0.61	-0.25	0.00	0.48	1.26
U.S.A	-	1.07	1.22	--	1.34	1.50	1.64	1.96	2.20	2.37	2.90
U.K	-	0.22	0.37	--	0.43	0.46	0.55	0.80	1.04	1.39	1.98
Japan	-	0.00	-0.12	-0.09	-0.14	-0.14	-0.11	-0.09	-0.03	0.06	0.89

Libor	USD	EUR	JPY	GBP
1 Months	1.24	-0.41	-0.04	0.27
2 Months	1.27	-0.39	-0.04	0.31
3 Months	1.35	-0.38	-0.05	0.34
6 Months	1.51	-0.31	-0.01	0.50
1 Year	1.80	-0.22	0.10	0.73

Spot Rates	Bid	Ask
Lebanese Pound	1505.50	1510.50
Euro	1.17	1.1708
British Sterling Pound	1.31	1.3079
Japanese Yen	112.94	112.9600
Gold	1268.67	1268.83

Lebanese Republic USD Eurobonds Yield Curve



Disclaimer: The Capital Markets Authority (CMA) publishes reports for general information purposes only. However, under no circumstances the CMA will accept any responsibility or liability in connection with the use of the information provided in these reports or on this website.

Contact us by email: [research@cma.gov.lb](mailto:research@cma.gov.lb)