

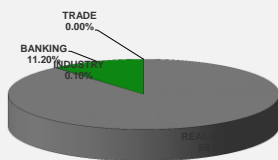
LISTED COMPANIES	LISTED SHARES	MARKET CAP.	TOTAL ORDINARY SHARES	PREFERRED SHARES	PREFERRED SHARES ISSUE PRICE	TOTAL MARKET CAP.	CUR.	TRADED VOLUME	TRADED VALUE	CLOSING PRICE	OPEN PRICE	HIGH PRICE	LOW PRICE	PREVIOUS PRICE
	(MM)	(MM \$)	(MM)	(MM)	USD	(MM \$)								
SOLIDERE A	100.00	799.00	100.00			799.00	USD	460,210	3,665,496	7.99	7.90	8.00	7.85	7.98
SOLIDERE B	65.00	517.40	65.00			517.40	USD	6,802	54,115	7.96	7.85	8.00	7.85	8.00
BQ.LIB. POUR LE COMMERCE	51.03	47.46	152.70			142.01	USD	-	-	0.93	-	-	-	0.93
BQ.LIB. POUR LE COMMERCE PRAF. "B"	0.55	55.00		0.55		55.00	USD	-	-	100.00	-	-	-	100.00
BQ.LIB. POUR LE COMMERCE PRAF. "C"	0.35	35.70		0.35		35.70	USD	-	-	102.00	-	-	-	102.00
BQ.LIB. POUR LE COMMERCE PRAF. "D"	0.75	75.00		0.75		75.00	USD	-	-	100.00	-	-	-	100.00
BANQUE AUDI	399.75	2338.53	399.75			2338.53	USD	2,000	11,700	5.85	5.85	5.85	5.85	5.85
BANQUE AUDI GDR	116.24	697.43				697.43	USD	1,000	6,000	6.00	6.00	6.00	6.00	5.95
BANQUE AUDI PREFERRED "G"	1.50	151.50		1.50	100.00	151.50	USD	-	-	101.00	-	-	-	101.00
BANQUE AUDI PREFERRED "H"	0.75	75.90		0.75	100.00	75.90	USD	-	-	101.20	-	-	-	101.20
BANQUE AUDI PREFERRED "I"	2.50	252.50		2.50	100.00	252.50	USD	-	-	101.00	-	-	-	101.00
BANK OF BEIRUT	16.82	316.26	50.47			948.79	USD	2,000	37,600	18.80	18.80	18.80	18.80	18.80
BANK OF BEIRUT PRIORITY	4.76	100.00				100.00	USD	-	-	21.00	-	-	-	21.00
BANK OF BEIRUT PREFERRED SHARES "H"	5.40	136.89		5.40	25.00	136.89	USD	20,000	507,000	25.35	25.35	25.35	25.35	25.35
BANK OF BEIRUT PREFERRED SHARES "I"	5.00	126.75		5.00	25.00	126.75	USD	15,000	380,250	25.35	25.35	25.35	25.35	25.35
BANK OF BEIRUT PREFERRED SHARES "J"	3.00	76.05		3.00	25.00	76.05	USD	-	-	25.35	-	-	-	25.35
BANK OF BEIRUT PREFERRED SHARES "K"	4.00	101.40		4.00	25.00	101.40	USD	-	-	25.35	-	-	-	25.35
BYBLOS BANK	565.52	910.48	565.52			910.48	USD	-	-	1.61	-	-	-	1.61
BYBLOS BANK GDR	1.31	104.73				104.73	USD	-	-	80.00	-	-	-	80.00
BYBLOS BANK PREFERRED SHARES 2008	2.00	204.00		2.00	100.00	204.00	USD	-	-	102.00	-	-	-	102.00
BYBLOS BANK PREFERRED SHARES 2009	2.00	204.20		2.00	96.00	204.20	USD	-	-	102.10	-	-	-	102.10
BQ.EUROPEENNE PR.M.O	51.40	66.82	62.00			80.60	USD	-	-	1.30	-	-	-	1.30
BQ.EUROPEENNE PR.M.O PREFERRED 20	0.35	34.83		0.35	100.00	34.83	USD	-	-	99.50	-	-	-	99.50
BLOM BANK GDR	73.90	930.35				930.35	USD	19,000	239,240	12.59	12.59	12.60	12.59	12.70
BLOM BANK	215.00	2504.75	215.00			2504.75	USD	-	-	11.65	-	-	-	11.65
RASAMNY-YOUNIS MOTORS CO	10.92	35.49	27.30			88.73	USD	-	-	3.25	-	-	-	3.25
HOLCIM Liban	19.52	273.03	19.52			273.03	USD	-	-	13.99	-	-	-	13.99
STE DES CIMENTS BLANCS B	6.00	21.00	6.00			21.00	USD	540	1,890	3.50	3.50	3.50	3.50	3.85
STE DES CIMENTS BLANCS N	3.00	5.46	3.00			5.46	USD	-	-	1.82	-	-	-	1.82

<b>TOTAL EXECUTED</b>	<b>1,728.31</b>	<b>11,197.91</b>	<b>1,666.25</b>	<b>11,992.00</b>	<b>526,552</b>	<b>\$4,903,291</b>
Official USD Closing	1507.5					

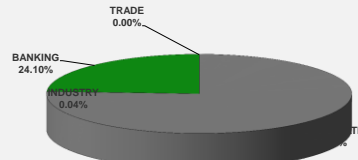
LEBANESE GLOBAL DEPOSITARY RECEIPTS	SHARES MM	BID \$	ASK \$	MID PRICE \$
BLOM BANK	73.90	12.40	12.65	12.53
BYBLOS BANK	1.31	77.00	0.00	77.00
AUDI BANK	116.24	5.90	6.00	5.95

STOCK INDEX	VALUE	PREVIOUS VALUE	% OF CHANGE
MARKET VALUE WEIGHTED INDEX	86.99	87.10	-0.13%
NUMBER OF TRANSACTIONS	35		

BEIRUT STOCK EXCHANGE DAILY TRADING VOLUME



BEIRUT STOCK EXCHANGE DAILY TRADING VALUE \$



Disclaimer: The Capital Markets Authority (CMA) publishes reports for general information purposes only. However, under no circumstances the CMA will accept any responsibility or liability in connection with the use of the information provided in these reports or on this website.

MATURITY	CURRENCY	ISSUED AMMOUNT (MM)	OUTSTANDING AMOUNT (MM)	COUPON	ISSUE P.	BID\$	ASK\$	MID. P	YIELD	SPREAD	DURATION	CONVEXITY
Lebanon / 12-10-2017	USD	775.00	775.00	5.000	100.000	100.050	100.060	100.050	0.000	0.000	0.000	0.000
Lebanon / 27-12-2017	USD	950.00	32.50	5.000	100.000	99.918	99.939	99.918	5.316	4.262	0.209	0.087
Lebanon / 31-12-2017	USD	2,007.51	100.38	4.000	100.000	99.875	100.375	99.875	4.524	3.438	0.218	0.095
Lebanon / 07-03-2018	USD	700.00	35.00	5.000	100.000	99.737	101.737	99.737	5.637	4.400	0.400	0.321
Lebanon / 27-05-2018	USD	200.00	20.00	5.000	100.000	99.856	101.856	99.856	5.375	3.987	0.368	0.378
Lebanon / 12-06-2018	USD	700.00	700.00	5.150	100.000	100.625	102.625	100.625	4.184	2.948	0.648	0.750
Lebanon / 12-11-2018	USD	1,025.00	1,025.00	5.150	100.000	100.670	100.830	100.670	4.507	3.154	1.026	1.584
Lebanon / 28-11-2018	EUR	445.00	445.00	5.350	100.000	102.000	103.000	102.000	3.507	4.248	1.050	2.165
Lebanon / 23-04-2019	USD	500.00	500.00	6.750	100.000	100.625	101.125	100.625	5.070	3.564	1.420	2.790
Lebanon / 20-05-2019	USD	650.00	650.00	6.000	100.000	101.350	102.290	101.350	5.111	3.801	1.488	3.030
Lebanon / 28-11-2019	USD	1,500.00	1,500.00	5.450	100.000	100.350	101.500	100.350	5.271	3.763	1.954	4.938
Lebanon / 09-03-2020	USD	1,200.00	1,200.00	6.375	100.000	102.320	102.800	102.320	5.334	3.825	2.206	6.132
Lebanon / 14-04-2020	USD	700.00	700.00	5.800	100.000	100.300	101.500	100.300	5.670	4.029	2.245	6.451
Lebanon / 19-06-2020	USD	600.00	600.00	6.150	100.000	101.000	101.500	101.000	5.739	4.099	2.408	7.300
Lebanon / 12-04-2021	USD	2,092.47	2,092.47	8.250	100.000	107.673	108.255	107.673	5.798	4.157	2.931	10.970
Lebanon / 27-05-2022	USD	500.00	500.00	6.250	100.000	100.000	100.500	100.000	6.248	4.290	3.879	18.470
Lebanon / 04-10-2022	USD	1,540.00	1,540.00	6.100	100.000	99.920	100.810	99.920	6.119	4.160	4.139	21.030
Lebanon / 27-01-2023	USD	1,100.00	1,100.00	6.000	100.000	98.780	98.970	98.780	6.272	4.315	4.416	23.630
Lebanon / 26-05-2023	USD	500.00	500.00	6.400	100.000	100.000	100.500	100.000	6.398	4.440	4.558	25.600
Lebanon / 22-04-2024	USD	700.00	700.00	6.650	100.000	99.800	100.950	99.800	6.688	4.500	5.075	32.280
Lebanon / 04-11-2024	USD	500.00	538.47	6.250	100.000	97.900	98.723	97.900	6.626	4.436	5.470	37.344
Lebanon / 03-12-2024	USD	250.00	250.00	7.000	100.000	101.900	102.150	101.900	6.659	4.471	5.443	37.238
Lebanon / 26-02-2025	USD	800.00	800.00	6.200	100.000	97.000	98.000	97.000	6.721	4.533	5.772	40.877
Lebanon / 12-06-2025	USD	800.00	800.00	6.250	100.000	97.125	99.125	97.125	6.734	4.546	5.874	43.010
Lebanon / 27-11-2026	USD	1,600.00	1,600.00	6.600	100.000	98.050	99.300	98.050	6.890	4.529	6.592	55.631
Lebanon / 23-03-2027	USD	1,250.00	1,250.00	6.850	100.000	99.410	99.420	99.410	6.935	4.574	6.841	59.193
Lebanon / 29-11-2027	USD	1,000.00	1,000.00	6.750	100.000	98.650	98.900	98.650	6.936	4.576	7.056	64.780
Lebanon / 03-11-2028	USD	500.00	893.20	6.650	100.000	97.000	97.500	97.000	7.044	4.682	7.463	73.676
Lebanon / 25-05-2029	USD	1,000.00	1,000.00	6.850	100.000	98.250	99.250	98.250	7.072	4.711	7.700	78.930
Lebanon / 26-02-2030	USD	1,400.00	1,400.00	6.650	100.000	96.500	97.500	96.500	7.078	4.717	8.200	88.687
Lebanon / 22-04-2031	USD	300.00	300.00	7.000	100.000	98.125	99.125	98.125	7.219	4.859	8.337	96.160
Lebanon / 23-03-2032	USD	1,000.00	1,000.00	7.000	100.000	97.300	98.200	97.300	7.305	4.944	8.897	107.866
Lebanon / 02-11-2035	USD	600.00	600.00	7.050	100.000	96.650	98.000	96.650	7.388	5.027	9.705	138.811
Lebanon / 23-03-2037	USD	750.00	750.00	7.250	100.000	96.680	97.580	96.680	7.578	5.218	10.167	152.051
<b>TOTAL PUBLIC SECTOR EUROBONDS</b>		<b>30,212.499</b>	<b>26,974.53</b>									

EURO CDS
Not Available

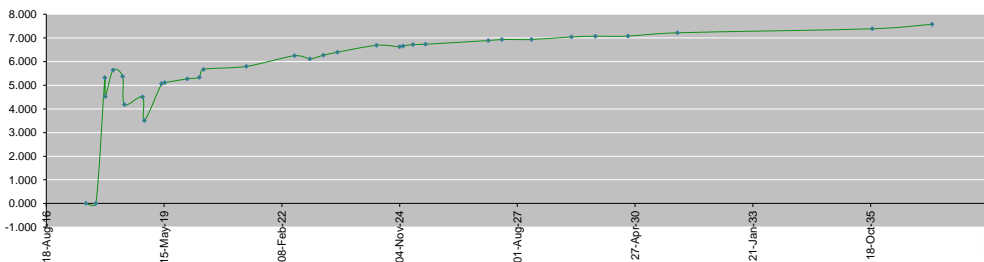
LEBANESE PRIVATE SECTOR EUROBONDS												
MATURITY	SIZE MM	TYPE	COUPON	Issue P.	BID \$	Ask \$	MID. P	YIELD	SPREAD	DURATION	CONVEXITY	
BANK MED S.A.L/14-12-2017	USD 500	Euro CD	5.38	99.46	100.71	100.72	100.71	1.28	0.21	0.18	0.06	
BANK BYBLOS S.A.L/21-06-2021	USD 300	Note	7	100	101.71	102.04	101.71	6.47	4.83	3.16	12.41	

World Yields in Native Terms	O/N	3 Months	6 Months	9 Months	1 Year	2 Years	3 Years	5 Years	7 Years	10 Years	30 Years
EUR	-	-0.82	-0.84	-0.72	-0.74	-0.70	-0.63	-0.26	-0.02	0.45	1.24
U.S.A	-	1.07	1.23	--	1.35	1.51	1.64	1.96	2.19	2.36	2.90
U.K	-	0.22	0.38	--	0.39	0.44	0.52	0.78	1.02	1.38	1.96
Japan	-	-0.12	-0.12	-0.09	-0.14	-0.14	-0.11	-0.09	-0.03	0.06	0.89

Libor	USD	EUR	JPY	GBP
1 Months	1.24	-0.41	-0.04	0.27
2 Months	1.27	-0.39	-0.04	0.31
3 Months	1.35	-0.38	-0.05	0.34
6 Months	1.52	-0.31	-0.01	0.50
1 Year	1.80	-0.22	0.10	0.73

Spot Rates	Bid	Ask
Lebanese Pound	1505.60	1510.60
Euro	1.17	1.1746
British Sterling Pound	1.32	1.3167
Japanese Yen	112.69	112.7100
Gold	1281.56	1281.71

Lebanese Republic USD Eurobonds Yield Curve



**Disclaimer:** The Capital Markets Authority (CMA) publishes reports for general information purposes only. However, under no circumstances the CMA will accept any responsibility or liability in connection with the use of the information provided in these reports or on this website.

Contact us by email: [research@cma.gov.lb](mailto:research@cma.gov.lb)