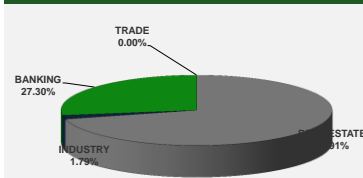


LISTED COMPANIES	LISTED SHARES	MARKET CAP.	TOTAL ORDINARY SHARES	PREFERRED SHARES	PREFERRED SHARES ISSUE PRICE	TOTAL MARKET CAP.	CUR.	TRADED VOLUME	TRADED VALUE	CLOSING PRICE	OPEN PRICE	HIGH PRICE	LOW PRICE	PREVIOUS PRICE
	(MM)	(MM \$)	(MM)	(MM)	USD	(MM \$)								
SOLIDERE A	100.00	753.00	100.00			753.00	USD	43,043	323,895	7.53	7.42	7.59	7.42	7.53
SOLIDERE B	65.00	481.00	65.00			481.00	USD	5,919	43,781	7.40	7.34	7.45	7.34	7.56
BQ.LIB. POUR LE COMMERCE	71.03	66.06	152.70			142.01	USD	-	-	0.93	-	-	-	0.93
BQ.LIB. POUR LE COMMERCE PEF. "B"	0.55	55.00		0.55		55.00	USD	-	-	100.00	-	-	-	100.00
BQ.LIB. POUR LE COMMERCE PEF. "C"	0.35	35.00		0.35		35.00	USD	-	-	100.00	-	-	-	100.00
BQ.LIB. POUR LE COMMERCE PEF. "D"	0.75	75.00		0.75		75.00	USD	-	-	100.00	-	-	-	100.00
BANQUE AUDI	399.75	2358.52	399.75			2358.52	USD	30	177	5.90	5.90	5.90	5.90	5.88
BANQUE AUDI GDR	119.92	701.56				701.56	USD	-	-	5.85	-	-	-	5.85
BANQUE AUDI PREFERRED "G"	1.50	152.25		1.50	100.00	152.25	USD	-	-	101.50	-	-	-	101.50
BANQUE AUDI PREFERRED "H"	0.75	75.90		0.75	100.00	75.90	USD	-	-	101.20	-	-	-	101.20
BANQUE AUDI PREFERRED "I"	2.50	255.00		2.50	100.00	255.00	USD	-	-	102.00	-	-	-	102.00
BANK OF BEIRUT	17.75	333.63	50.47			948.79	USD	-	-	18.80	-	-	-	18.80
BANK OF BEIRUT PRIORITY	4.76	100.00				100.00	USD	-	-	21.00	-	-	-	21.00
BANK OF BEIRUT PREFERRED SHARES "H"	5.40	137.70		5.40	25.00	137.70	USD	-	-	25.50	-	-	-	25.50
BANK OF BEIRUT PREFERRED SHARES "I"	5.00	127.50		5.00	25.00	127.50	USD	-	-	25.50	-	-	-	25.50
BANK OF BEIRUT PREFERRED SHARES "J"	3.00	76.05		3.00	25.00	76.05	USD	-	-	25.35	-	-	-	25.35
BANK OF BEIRUT PREFERRED SHARES "K"	4.00	101.40		4.00	25.00	101.40	USD	-	-	25.35	-	-	-	25.35
BYBLOS BANK	565.52	921.79	565.52			921.79	USD	-	-	1.63	-	-	-	1.63
BYBLOS BANK GDR	1.31	101.19				101.19	USD	-	-	77.30	-	-	-	77.30
BYBLOS BANK PREFERRED SHARES 2008	2.00	204.00		2.00	100.00	204.00	USD	-	-	102.00	-	-	-	102.00
BYBLOS BANK PREFERRED SHARES 2009	2.00	204.20		2.00	96.00	204.20	USD	-	-	102.10	-	-	-	102.10
BQ.EUROPEENNE PR.M.O	51.40	66.82	62.00			80.60	USD	-	-	1.30	-	-	-	1.30
BQ.EUROPEENNE PR.M.O PREFERRED 20	0.35	34.91		0.35	100.00	34.91	USD	1,000	99,750	99.75	99.75	99.75	99.75	100.00
BLOM BANK GDR	73.90	908.18				908.18	USD	12,959	159,248	12.29	12.30	12.30	12.25	12.42
BLOM BANK	215.00	2429.50	215.00			2429.50	USD	4,862	54,923	11.30	11.40	11.40	11.25	11.45
RASAMNY-YOUNIS MOTORS CO	10.92	35.49	27.30			88.73	USD	-	-	3.25	-	-	-	3.25
HOLCIM Liban	19.52	286.89	19.52			286.89	USD	1,238	18,203	14.70	13.50	14.99	13.50	14.27
STE DES CIMENTS BLANCS N	9.00	16.38	3.00			5.46	USD	-	-	1.82	-	-	-	1.82
TOTAL EXECUTED	1,752.92	11,093.93	1,660.25			11,841.13		69,051	\$699,977					
Official USD Closing		1507.5												

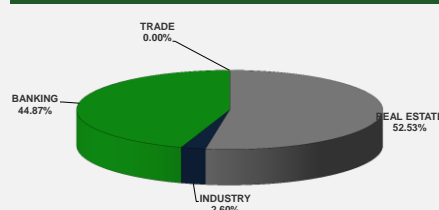
LEBANESE GLOBAL DEPOSITORY RECEIPTS	SHARES MM	BID \$	ASK \$	MID PRICE \$
BLOM BANK	73.90	12.25	12.50	12.38
BYBLOS BANK	1.31	77.10	0.00	77.10
AUDI BANK	116.24	5.83	5.90	5.87

STOCK INDEX	VALUE	PREVIOUS VALUE	% OF CHANGE
MARKET VALUE WEIGHTED INDEX	82.89	83.59	-0.83%
NUMBER OF TRANSACTIONS	33		

BEIRUT STOCK EXCHANGE DAILY TRADING VOLUME



BEIRUT STOCK EXCHANGE DAILY TRADING VALUE \$



Disclaimer: The Capital Markets Authority (CMA) publishes reports for general information purposes only. However, under no circumstances the CMA will accept any responsibility or liability in connection with the use of the information provided in these reports or on this website.

MATURITY	CURRENCY	ISSUED AMOUNT (MM)	OUTSTANDING AMOUNT (MM)	COUPON	ISSUE P.	BID\$	ASK\$	MID. P	YIELD	SPREAD	DURATION	CONVEXITY
Lebanon / 27-12-2017	USD	950.00	32.50	5.000	100.000	99.944	99.957	99.944	5.325	4.389	0.132	0.035
Lebanon / 31-12-2017	USD	2,007.51	100.38	4.000	100.000	99.909	99.923	99.909	4.581	3.568	0.141	0.040
Lebanon / 07-03-2018	USD	700.00	35.00	5.000	100.000	99.486	99.518	99.486	6.545	5.372	0.321	0.206
Lebanon / 27-05-2018	USD	200.00	20.00	5.000	100.000	99.622	99.650	99.622	6.288	4.388	0.284	0.277
Lebanon / 12-06-2018	USD	700.00	700.00	5.150	100.000	99.000	101.000	99.000	6.892	5.584	0.565	0.600
Lebanon / 12-11-2018	USD	1,025.00	1,025.00	5.150	100.000	97.436	98.703	97.436	7.843	6.358	0.937	1.358
Lebanon / 28-11-2018	EUR	445.00	445.00	5.350	100.000	101.500	102.500	101.500	3.866	4.621	0.972	1.929
Lebanon / 23-04-2019	USD	500.00	500.00	6.750	100.000	99.500	100.500	99.500	5.860	4.253	1.381	2.610
Lebanon / 20-05-2019	USD	650.00	650.00	6.000	100.000	97.510	98.390	97.510	7.754	6.133	1.392	2.700
Lebanon / 28-11-2019	USD	1,500.00	1,500.00	5.450	100.000	95.810	96.550	95.810	7.693	6.077	1.851	4.488
Lebanon / 09-03-2020	USD	1,200.00	1,200.00	6.375	100.000	97.115	98.460	97.115	7.744	6.126	2.103	5.632
Lebanon / 14-04-2020	USD	700.00	700.00	5.800	100.000	97.350	98.200	97.350	7.002	5.383	2.216	6.162
Lebanon / 19-06-2020	USD	600.00	600.00	6.150	100.000	100.500	101.500	100.500	5.937	4.210	2.334	6.910
Lebanon / 12-04-2021	USD	2,092.47	2,092.47	8.250	100.000	104.650	105.050	104.650	6.706	4.990	2.951	10.780
Lebanon / 27-05-2022	USD	500.00	500.00	6.250	100.000	99.125	100.125	99.125	6.474	4.481	3.801	17.840
Lebanon / 04-10-2022	USD	1,540.00	1,540.00	6.100	100.000	92.930	94.400	92.930	7.867	5.878	4.000	19.858
Lebanon / 27-01-2023	USD	1,100.00	1,100.00	6.000	100.000	92.650	93.700	92.650	7.736	5.746	4.286	22.460
Lebanon / 26-05-2023	USD	500.00	500.00	6.400	100.000	98.500	99.500	98.500	6.727	4.734	4.472	24.790
Lebanon / 22-04-2024	USD	700.00	700.00	6.650	100.000	95.650	95.700	95.650	7.512	5.321	5.113	31.990
Lebanon / 04-11-2024	USD	500.00	538.47	6.250	100.000	91.900	92.590	91.900	7.774	5.592	5.490	36.826
Lebanon / 03-12-2024	USD	250.00	250.00	7.000	100.000	96.500	96.630	96.500	7.649	5.464	5.292	35.612
Lebanon / 26-02-2025	USD	800.00	800.00	6.200	100.000	91.360	92.500	91.360	7.771	5.588	5.619	39.138
Lebanon / 12-06-2025	USD	800.00	800.00	6.250	100.000	92.500	94.500	92.500	7.565	5.383	5.729	41.340
Lebanon / 27-11-2026	USD	1,600.00	1,600.00	6.600	100.000	91.750	92.850	91.750	7.892	5.566	6.395	53.112
Lebanon / 23-03-2027	USD	1,250.00	1,250.00	6.850	100.000	91.610	92.820	91.610	8.145	5.819	6.628	56.370
Lebanon / 29-11-2027	USD	1,000.00	1,000.00	6.750	100.000	91.150	92.300	91.150	8.050	5.720	6.825	61.630
Lebanon / 03-11-2028	USD	500.00	893.20	6.650	100.000	90.710	91.750	90.710	7.933	5.604	7.499	72.956
Lebanon / 25-05-2029	USD	1,000.00	1,000.00	6.850	100.000	96.250	97.250	96.250	7.336	5.000	7.576	77.030
Lebanon / 26-02-2030	USD	1,400.00	1,400.00	6.650	100.000	90.100	91.250	90.100	7.923	5.597	7.948	84.653
Lebanon / 22-04-2031	USD	300.00	300.00	7.000	100.000	92.800	94.200	92.800	7.877	5.543	8.400	95.600
Lebanon / 23-03-2032	USD	1,000.00	1,000.00	7.000	100.000	92.000	92.100	92.000	7.942	5.615	8.626	103.068
Lebanon / 02-11-2035	USD	600.00	600.00	7.050	100.000	90.140	90.860	90.140	8.101	5.773	9.664	135.709
Lebanon / 23-03-2037	USD	750.00	750.00	7.250	100.000	90.450	91.440	90.450	8.244	5.915	9.775	143.549
TOTAL PUBLIC SECTOR EUROBONDS		29,429.934	26,191.96									

EURO CDS

Not Available

LEBANESE PRIVATE SECTOR EUROBONDS

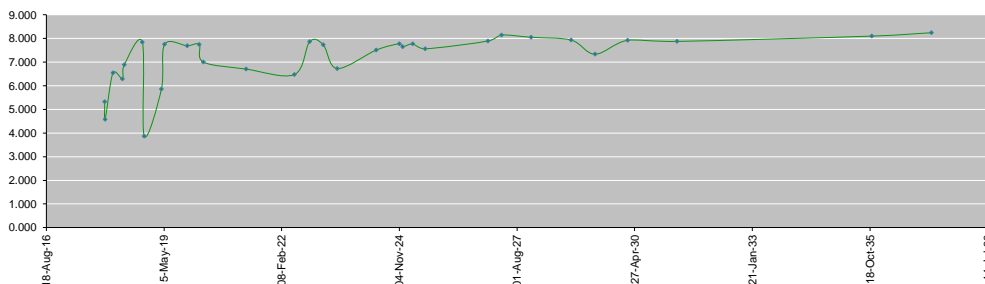
MATURITY	SIZE MM	TYPE	COUPON	Issue P.	BID \$	Ask \$	MID. P	YIELD	SPREAD	DURATION	CONVEXITY
BANK MED S.A.L/14-12-2017	USD 500	Euro CD	5.38	99.46	100.39	100.40	100.39	1.23	0.22	0.10	0.02
BANK BYBLOS S.A.L/21-06-2021	USD 300	Note	7	100	101.61	101.93	101.61	6.49	4.77	3.09	11.90

World Yields in Native Terms	O/N	3 Months	6 Months	9 Months	1 Year	2 Years	3 Years	5 Years	7 Years	10 Years	30 Years
EUR	-	-0.83	-0.76	-0.74	-0.76	-0.76	-0.65	-0.38	-0.12	0.34	1.22
U.S.A	-	1.21	1.33	--	1.49	1.62	1.73	1.99	2.18	2.33	2.80
U.K	-	0.42	0.45	--	0.46	0.43	0.47	0.68	0.92	1.23	1.82
Japan	-	-0.16	-0.13	-0.11	-0.19	-0.19	-0.15	-0.13	-0.07	0.03	0.82

Libor	USD	EUR	JPY	GBP
1 Month	1.24	-0.40	-0.02	0.50
2 Months	1.33	-0.39	-0.05	0.51
3 Months	1.39	-0.38	-0.05	0.52
6 Months	1.59	-0.32	-0.01	0.58
1 Year	1.86	-0.23	0.11	0.78

Spot Rates	Bid	Ask
Lebanese Pound	1511.00	1521.00
Euro	1.16	1.1574
British Sterling Pound	1.31	1.3138
Japanese Yen	114.09	114.1200
Gold	1276.73	1276.79

Lebanese Republic USD Eurobonds Yield Curve



Disclaimer: The Capital Markets Authority (CMA) publishes reports for general information purposes only. However, under no circumstances the CMA will accept any responsibility or liability in connection with the use of the information provided in these reports or on this website.

Contact us by email: research@cma.gov.lb