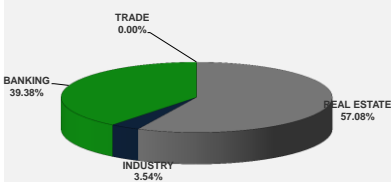


LISTED COMPANIES	LISTED SHARES	MARKET CAP.	TOTAL ORDINARY SHARES	PREFERRED SHARES	PREFERRED SHARES ISSUE PRICE	TOTAL MARKET CAP.	CUR.	TRADED VOLUME	TRADED VALUE	CLOSING PRICE	OPEN PRICE	HIGH PRICE	LOW PRICE	PREVIOUS PRICE
	(MM)	(MM \$)	(MM)	(MM)	USD	(MM \$)								
SOLIDERE A	100.00	750.00	100.00			750.00	USD	162,763	1,246,244	7.50	7.70	7.85	7.40	7.65
SOLIDERE B	65.00	494.00	65.00			494.00	USD	79,118	612,351	7.60	7.67	7.89	7.36	7.64
BQ.LIB. POUR LE COMMERCE	71.03	66.06	152.70			142.01	USD	-	-	0.93	-	-	-	0.93
BQ.LIB. POUR LE COMMERCE PEF. "B"	0.55	55.00		0.55		55.00	USD	-	-	100.00	-	-	-	100.00
BQ.LIB. POUR LE COMMERCE PEF. "C"	0.35	35.00		0.35		35.00	USD	-	-	100.00	-	-	-	100.00
BQ.LIB. POUR LE COMMERCE PEF. "D"	0.75	75.00		0.75		75.00	USD	9,750	975,000	100.00	100.00	100.00	100.00	100.00
BANQUE AUDI	399.75	2398.50	399.75			2398.50	USD	5,000	29,989	6.00	5.95	6.00	5.95	5.85
BANQUE AUDI GDR	119.92	701.56				701.56	USD	6,345	37,118	5.85	5.85	5.85	5.85	5.85
BANQUE AUDI PREFERRED "G"	1.50	151.80		1.50	100.00	151.80	USD	-	-	101.20	-	-	-	101.20
BANQUE AUDI PREFERRED "H"	0.75	75.90		0.75	100.00	75.90	USD	-	-	101.20	-	-	-	101.20
BANQUE AUDI PREFERRED "I"	2.50	255.00		2.50	100.00	255.00	USD	-	-	102.00	-	-	-	102.00
BANK OF BEIRUT	17.75	333.63	50.47			948.79	USD	-	-	18.80	-	-	-	18.80
BANK OF BEIRUT PRIORITY	4.76	100.00				100.00	USD	-	-	21.00	-	-	-	21.00
BANK OF BEIRUT PREFERRED SHARES "H"	5.40	138.51		5.40	25.00	138.51	USD	957	24,547	25.65	25.65	25.65	25.65	25.50
BANK OF BEIRUT PREFERRED SHARES "I"	5.00	127.50		5.00	25.00	127.50	USD	-	-	25.50	-	-	-	25.50
BANK OF BEIRUT PREFERRED SHARES "J"	3.00	76.05		3.00	25.00	76.05	USD	-	-	25.35	-	-	-	25.35
BANK OF BEIRUT PREFERRED SHARES "K"	4.00	101.40		4.00	25.00	101.40	USD	-	-	25.35	-	-	-	25.35
BYBLOS BANK	565.52	904.82	565.52			904.82	USD	63,767	102,027	1.60	1.60	1.60	1.60	1.60
BYBLOS BANK GDR	1.31	101.72				101.72	USD	-	-	77.70	-	-	-	77.70
BYBLOS BANK PREFERRED SHARES 2008	2.00	204.00		2.00	100.00	204.00	USD	3,500	357,008	102.00	102.10	102.10	102.00	102.00
BYBLOS BANK PREFERRED SHARES 2009	2.00	204.40		2.00	96.00	204.40	USD	-	-	102.20	-	-	-	102.20
BQ.EUROPEENNE PR.M.O	51.40	66.82	62.00			80.60	USD	-	-	1.30	-	-	-	1.30
BQ.EUROPEENNE PR.M.O PREFERRED 20	0.35	34.91		0.35	100.00	34.91	USD	-	-	99.75	-	-	-	99.75
BLOM BANK GDR	73.90	849.07				849.07	USD	67,238	773,223	11.49	11.55	11.55	11.35	12.02
BLOM BANK	215.00	2358.55	215.00			2358.55	USD	10,285	112,864	10.97	11.05	11.05	10.75	11.00
RASAMNY-YOUNIS MOTORS CO	10.92	35.49	27.30			88.73	USD	-	-	3.25	-	-	-	3.25
HOLCIM Liban	19.52	263.66	19.52			263.66	USD	15,000	202,650	13.51	13.51	13.51	13.51	13.51
STE DES CIMENTS BLANCS N	9.00	16.38	3.00			5.46	USD	-	-	1.82	-	-	-	1.82
TOTAL EXECUTED	1,752.92	10,974.73	1,660.25			11,721.93		423,723	\$4,473,021					
Official USD Closing		1507.5												

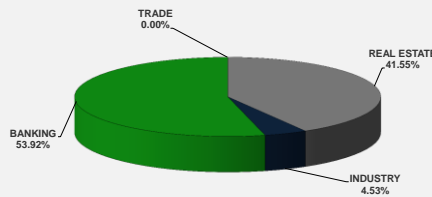
LEBANESE GLOBAL DEPOSITORY RECEIPTS	SHARES MM	BID \$	ASK \$	MID PRICE \$
BLOM BANK	73.90	11.60	12.00	11.80
BYBLOS BANK	1.31	77.00	0.00	77.00
AUDI BANK	116.24	5.72	5.87	5.80

STOCK INDEX	VALUE	PREVIOUS VALUE	% OF CHANGE
MARKET VALUE WEIGHTED INDEX	82.59	83.44	-1.02%
NUMBER OF TRANSACTIONS	128		

BEIRUT STOCK EXCHANGE DAILY TRADING VOLUME



BEIRUT STOCK EXCHANGE DAILY TRADING VALUE \$



Disclaimer: The Capital Markets Authority (CMA) publishes reports for general information purposes only. However, under no circumstances the CMA will accept any responsibility or liability in connection with the use of the information provided in these reports or on this website.

MATURITY	CURRENCY	ISSUED AMMOUNT (MM)	OUTSTANDING AMOUNT (MM)	COUPON	ISSUE P.	BID\$	ASK\$	MID. P	YIELD	SPREAD	DURATION	CONVEXITY
Lebanon / 27-12-2017	USD	950.00	32.50	5.000	100.000	99.945	99.957	99.945	5.361	4.390	0.119	0.028
Lebanon / 31-12-2017	USD	2,007.51	100.38	4.000	100.000	99.906	99.918	99.906	4.670	3.554	0.127	0.032
Lebanon / 07-03-2018	USD	700.00	35.00	5.000	100.000	97.000	97.250	97.000	14.865	13.712	0.300	0.180
Lebanon / 27-05-2018	USD	200.00	20.00	5.000	100.000	97.000	97.250	97.000	16.319	9.549	0.254	0.235
Lebanon / 12-06-2018	USD	700.00	700.00	5.150	100.000	97.625	99.625	97.625	9.456	8.100	0.544	0.560
Lebanon / 12-11-2018	USD	1,025.00	1,025.00	5.150	100.000	95.697	96.935	95.697	9.795	8.263	0.939	1.336
Lebanon / 28-11-2018	EUR	445.00	445.00	5.350	100.000	98.500	99.500	98.500	6.889	7.636	0.928	1.777
Lebanon / 23-04-2019	USD	500.00	500.00	6.750	100.000	97.500	99.500	97.500	7.352	5.833	1.359	2.540
Lebanon / 20-05-2019	USD	650.00	650.00	6.000	100.000	95.500	96.800	95.500	9.246	7.595	1.368	2.620
Lebanon / 28-11-2019	USD	1,500.00	1,500.00	5.450	100.000	92.950	94.072	92.950	9.324	7.674	1.821	4.361
Lebanon / 09-03-2020	USD	1,200.00	1,200.00	6.375	100.000	93.415	94.785	93.415	9.601	7.955	2.068	5.460
Lebanon / 14-04-2020	USD	700.00	700.00	5.800	100.000	94.000	95.000	94.000	8.599	6.960	2.184	5.997
Lebanon / 19-06-2020	USD	600.00	600.00	6.150	100.000	95.875	96.875	95.875	7.933	6.167	2.292	6.690
Lebanon / 12-04-2021	USD	2,092.47	2,092.47	8.250	100.000	100.436	100.730	100.436	8.097	6.347	2.909	10.510
Lebanon / 27-05-2022	USD	500.00	500.00	6.250	100.000	93.000	94.000	93.000	8.125	6.095	3.730	17.290
Lebanon / 04-10-2022	USD	1,540.00	1,540.00	6.100	100.000	89.000	90.150	89.000	8.927	6.893	4.079	20.072
Lebanon / 27-01-2023	USD	1,100.00	1,100.00	6.000	100.000	88.450	89.450	88.450	8.811	6.778	4.228	21.960
Lebanon / 26-05-2023	USD	500.00	500.00	6.400	100.000	91.250	92.250	91.250	8.409	6.377	4.376	23.950
Lebanon / 22-04-2024	USD	700.00	700.00	6.650	100.000	91.000	92.000	91.000	8.492	6.257	5.048	31.340
Lebanon / 04-11-2024	USD	500.00	538.47	6.250	100.000	86.700	87.600	86.700	8.846	6.608	5.406	35.938
Lebanon / 03-12-2024	USD	250.00	250.00	7.000	100.000	92.000	93.000	92.000	8.532	6.295	5.218	34.854
Lebanon / 26-02-2025	USD	800.00	800.00	6.200	100.000	86.200	87.690	86.200	8.804	6.567	5.531	38.184
Lebanon / 12-06-2025	USD	800.00	800.00	6.250	100.000	88.500	90.500	88.500	8.325	6.096	5.652	40.490
Lebanon / 27-11-2026	USD	1,600.00	1,600.00	6.600	100.000	86.000	88.000	86.000	8.885	6.511	6.270	51.598
Lebanon / 23-03-2027	USD	1,250.00	1,250.00	6.850	100.000	86.250	86.260	86.250	9.058	6.687	6.489	54.599
Lebanon / 29-11-2027	USD	1,000.00	1,000.00	6.750	100.000	86.250	87.350	86.250	8.843	6.475	6.692	59.900
Lebanon / 03-11-2028	USD	500.00	893.20	6.650	100.000	86.250	87.050	86.250	8.612	6.242	7.370	71.085
Lebanon / 25-05-2029	USD	1,000.00	1,000.00	6.850	100.000	91.000	92.000	91.000	8.063	5.746	7.420	74.760
Lebanon / 26-02-2030	USD	1,400.00	1,400.00	6.650	100.000	85.800	86.250	85.800	8.536	6.167	7.792	82.248
Lebanon / 22-04-2031	USD	300.00	300.00	7.000	100.000	90.650	91.340	90.650	8.157	5.819	8.308	94.070
Lebanon / 23-03-2032	USD	1,000.00	1,000.00	7.000	100.000	86.150	87.650	86.150	8.707	6.335	8.421	99.510
Lebanon / 02-11-2035	USD	600.00	600.00	7.050	100.000	86.400	87.750	86.400	8.544	6.174	9.481	131.930
Lebanon / 23-03-2037	USD	750.00	750.00	7.250	100.000	85.380	86.790	85.380	8.839	6.470	9.493	137.456
TOTAL PUBLIC SECTOR EUROBONDS		29,433.361	26,195.39									

EURO CDS

Not Available

LEBANESE PRIVATE SECTOR EUROBONDS

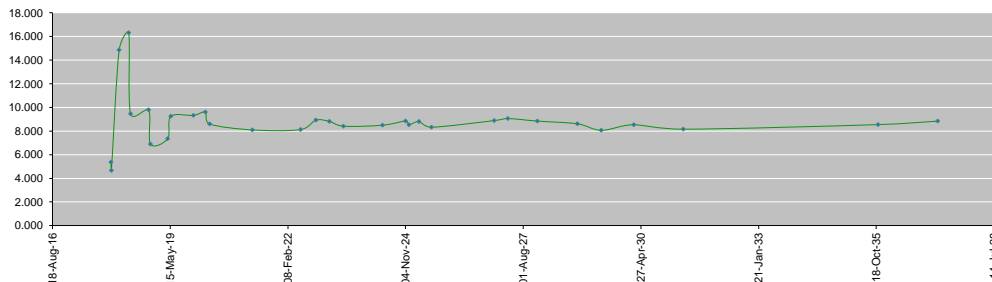
MATURITY	SIZE MM	TYPE	COUPON	Issue P.	BID \$	Ask \$	MID. P	YIELD	SPREAD	DURATION	CONVEXITY
BANK MED S.A.L/14-12-2017	USD 500	Euro CD	5.38	99.46	100.33	100.34	100.33	1.23	0.17	0.08	0.01
BANK BYBLOS S.A.L/21-06-2021	USD 300	Note	7	100	101.46	101.78	101.46	6.54	4.77	3.07	11.80

World Yields in Native Terms	O/N	3 Months	6 Months	9 Months	1 Year	2 Years	3 Years	5 Years	7 Years	10 Years	30 Years
EUR	-	-0.87	-0.76	-0.73	-0.74	-0.75	-0.63	-0.34	-0.08	0.39	1.29
U.S.A	-	1.24	1.35	--	1.53	1.65	1.78	2.03	2.24	2.37	2.85
U.K	-	0.42	0.44	--	0.50	0.48	0.53	0.76	0.99	1.31	1.87
Japan	-	-0.22	-0.25	-0.12	-0.19	-0.17	-0.13	-0.11	-0.06	0.04	0.81

Libor	USD	EUR	JPY	GBP
1 Months	1.24	-0.40	-0.02	0.50
2 Months	1.35	-0.39	-0.05	0.51
3 Months	1.41	-0.38	-0.05	0.53
6 Months	1.61	-0.31	0.00	0.59
1 Year	1.88	-0.24	0.11	0.77

Spot Rates	Bid	Ask
Lebanese Pound	1511.00	1521.00
Euro	1.16	1.1650
British Sterling Pound	1.32	1.3179
Japanese Yen	113.38	113.4000
Gold	1285.00	1285.75

Lebanese Republic USD Eurobonds Yield Curve



Disclaimer: The Capital Markets Authority (CMA) publishes reports for general information purposes only. However, under no circumstances the CMA will accept any responsibility or liability in connection with the use of the information provided in these reports or on this website.

Contact us by email: research@cma.gov.lb