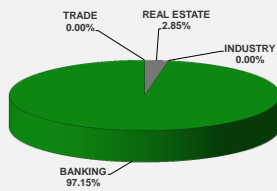


LISTED COMPANIES	LISTED SHARES	MARKET CAP.	TOTAL ORDINARY SHARES	PREFERRED SHARES	PREFERRED SHARES ISSUE PRICE	TOTAL MARKET CAP.	CUR.	TRADED VOLUME	TRADED VALUE	CLOSING PRICE	OPEN PRICE	HIGH PRICE	LOW PRICE	PREVIOUS PRICE
	(MM)	(MM \$)	(MM)	(MM)	USD	(MM \$)								
SOLIDERE A	100.00	792.00	100.00			792.00	USD	3,254	25,784	7.92	7.91	8.00	7.91	8.10
SOLIDERE B	65.00	508.95	65.00			508.95	USD	788	6,170	7.83	7.83	7.83	7.83	8.18
BQ.LIB. POUR LE COMMERCE	71.03	66.06	152.70			142.01	USD	-	-	0.93	-	-	-	0.93
BQ.LIB. POUR LE COMMERCE PEF. "B"	0.55	55.00		0.55		55.00	USD	-	-	100.00	-	-	-	100.00
BQ.LIB. POUR LE COMMERCE PEF. "C"	0.35	35.00		0.35		35.00	USD	-	-	100.00	-	-	-	100.00
BQ.LIB. POUR LE COMMERCE PEF. "D"	0.75	75.00		0.75		75.00	USD	-	-	100.00	-	-	-	100.00
BANQUE AUDI	399.75	2198.62	399.75			2198.62	USD	4,500	24,750	5.50	5.50	5.50	5.50	5.50
BANQUE AUDI GDR	119.92	659.59				659.59	USD	333	1,832	5.50	5.50	5.50	5.50	5.40
BANQUE AUDI PREFERRED "G"	1.50	151.05		1.50	100.00	151.05	USD	-	-	100.70	-	-	-	100.70
BANQUE AUDI PREFERRED "H"	0.75	75.75		0.75	100.00	75.75	USD	-	-	101.00	-	-	-	101.00
BANQUE AUDI PREFERRED "I"	2.50	250.25		2.50	100.00	250.25	USD	129,510	12,963,951	100.10	100.10	100.10	100.10	100.20
BANK OF BEIRUT	17.75	333.63	50.47			948.79	USD	-	-	18.80	-	-	-	18.80
BANK OF BEIRUT PRIORITY	4.76	100.00				100.00	USD	-	-	21.00	-	-	-	21.00
BANK OF BEIRUT PREFERRED SHARES "H"	5.40	138.51		5.40	25.00	138.51	USD	-	-	25.65	-	-	-	25.65
BANK OF BEIRUT PREFERRED SHARES "I"	5.00	127.50		5.00	25.00	127.50	USD	-	-	25.50	-	-	-	25.50
BANK OF BEIRUT PREFERRED SHARES "J"	3.00	76.95		3.00	25.00	76.95	USD	-	-	25.65	-	-	-	25.65
BANK OF BEIRUT PREFERRED SHARES "K"	4.00	101.40		4.00	25.00	101.40	USD	-	-	25.35	-	-	-	25.35
BYBLOS BANK	565.52	904.82	565.52			904.82	USD	-	-	1.60	-	-	-	1.60
BYBLOS BANK GDR	1.31	101.72				101.72	USD	-	-	77.70	-	-	-	77.70
BYBLOS BANK PREFERRED SHARES 2008	2.00	202.60		2.00	100.00	202.60	USD	-	-	101.30	-	-	-	101.30
BYBLOS BANK PREFERRED SHARES 2009	2.00	204.00		2.00	96.00	204.00	USD	-	-	102.00	-	-	-	102.00
BQ.EUROPEENNE PR.M.O	51.40	66.82	62.00			80.60	USD	-	-	1.30	-	-	-	1.30
BQ.EUROPEENNE PR.M.O PREFERRED 20	0.35	34.91		0.35	100.00	34.91	USD	-	-	99.75	-	-	-	99.75
BLOM BANK GDR	73.90	832.07				832.07	USD	500	5,630	11.26	11.26	11.26	11.26	11.08
BLOM BANK	215.00	2343.50	215.00			2343.50	USD	2,895	31,555	10.90	10.90	10.90	10.90	10.90
RASAMNY-YOUNIS MOTORS CO	10.92	35.49	27.30			88.73	USD	-	-	3.25	-	-	-	3.25
HOLCIM Liban	19.52	292.74	19.52			292.74	USD	-	-	15.00	-	-	-	15.00
STE DES CIMENTS BLANCS N	9.00	19.44	3.00			6.48	USD	-	-	2.16	-	-	-	2.16
TOTAL EXECUTED	1,752.92	10,783.37	1,660.25			11,528.53		141,780	\$13,059,672					
Official USD Closing		1507.5												

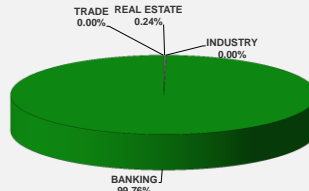
LEBANESE GLOBAL DEPOSITORY RECEIPTS	SHARES MM	BID \$	ASK \$	MID PRICE \$
BLOM BANK	73.90	11.00	11.30	11.15
BYBLOS BANK	1.31	70.00	0.00	0.00
AUDI BANK	116.24	5.45	5.50	5.48

STOCK INDEX	VALUE	PREVIOUS VALUE	% OF CHANGE
MARKET VALUE WEIGHTED INDEX	83.71	85.47	-2.06%
NUMBER OF TRANSACTIONS	15		

BEIRUT STOCK EXCHANGE DAILY TRADING VOLUME



BEIRUT STOCK EXCHANGE DAILY TRADING VALUE \$



Disclaimer: The Capital Markets Authority (CMA) publishes reports for general information purposes only. However, under no circumstances the CMA will accept any responsibility or liability in connection with the use of the information provided in these reports or on this website.

MATURITY	CURRENCY	ISSUED AMOUNT (MM)	OUTSTANDING AMOUNT (MM)	COUPON	ISSUE P.	BID\$	ASK\$	MID. P	YIELD	SPREAD	DURATION	CONVEXITY
Lebanon / 27-12-2017	USD	950.00	32.50	5.000	100.000	99.955	99.963	99.955	5.447	4.401	0.080	0.013
Lebanon / 31-12-2017	USD	2,007.51	100.38	4.000	100.000	99.750	100.000	99.750	6.719	5.518	0.089	0.016
Lebanon / 07-03-2018	USD	700.00	35.00	5.000	100.000	98.000	98.250	98.000	12.381	11.158	0.266	0.142
Lebanon / 27-05-2018	USD	200.00	20.00	5.000	100.000	98.000	98.250	98.000	9.205	7.811	0.476	0.453
Lebanon / 12-06-2018	USD	700.00	700.00	5.150	100.000	99.375	101.375	99.375	6.343	4.950	0.515	0.520
Lebanon / 12-11-2018	USD	1,025.00	1,025.00	5.150	100.000	98.850	99.400	98.850	6.406	4.801	0.915	1.287
Lebanon / 28-11-2018	EUR	445.00	445.00	5.350	100.000	100.500	101.500	100.500	4.826	5.554	0.959	1.838
Lebanon / 23-04-2019	USD	500.00	500.00	6.750	100.000	98.500	99.500	98.500	6.632	5.040	1.321	2.420
Lebanon / 20-05-2019	USD	650.00	650.00	6.000	100.000	99.125	100.125	99.125	6.630	4.885	1.391	2.640
Lebanon / 28-11-2019	USD	1,500.00	1,500.00	5.450	100.000	97.300	98.175	97.300	6.919	5.175	1.859	4.436
Lebanon / 09-03-2020	USD	1,200.00	1,200.00	6.375	100.000	98.660	99.740	98.660	7.015	5.276	2.060	5.435
Lebanon / 14-04-2020	USD	700.00	700.00	5.800	100.000	97.450	97.950	97.450	6.977	5.255	2.167	5.924
Lebanon / 19-06-2020	USD	600.00	600.00	6.150	100.000	98.125	99.125	98.125	6.959	5.131	2.268	6.570
Lebanon / 12-04-2021	USD	2,092.47	2,092.47	8.250	100.000	103.500	104.500	103.500	7.061	5.211	2.892	10.410
Lebanon / 27-05-2022	USD	500.00	500.00	6.250	100.000	94.000	95.000	94.000	7.856	5.758	3.712	17.140
Lebanon / 04-10-2022	USD	1,540.00	1,540.00	6.100	100.000	96.050	97.050	96.050	7.077	5.006	4.104	20.271
Lebanon / 27-01-2023	USD	1,100.00	1,100.00	6.000	100.000	95.550	96.050	95.550	7.040	4.971	4.260	22.210
Lebanon / 26-05-2023	USD	500.00	500.00	6.400	100.000	96.500	97.500	96.500	7.182	5.112	4.542	24.900
Lebanon / 22-04-2024	USD	700.00	700.00	6.650	100.000	97.125	98.125	97.125	7.217	4.982	5.085	31.670
Lebanon / 04-11-2024	USD	500.00	538.47	6.250	100.000	94.625	95.625	94.625	7.249	5.011	5.476	36.634
Lebanon / 03-12-2024	USD	250.00	250.00	7.000	100.000	98.500	99.500	98.500	7.277	5.039	5.275	35.398
Lebanon / 26-02-2025	USD	800.00	800.00	6.200	100.000	93.950	94.790	93.950	7.287	5.049	5.602	38.909
Lebanon / 12-06-2025	USD	800.00	800.00	6.250	100.000	93.750	95.750	93.750	7.344	5.114	5.697	40.930
Lebanon / 27-11-2026	USD	1,600.00	1,600.00	6.600	100.000	95.125	96.125	95.125	7.350	5.003	6.630	55.057
Lebanon / 23-03-2027	USD	1,250.00	1,250.00	6.850	100.000	95.220	95.230	95.220	7.572	5.229	6.636	56.421
Lebanon / 29-11-2027	USD	1,000.00	1,000.00	6.750	100.000	95.375	96.375	95.375	7.413	5.066	6.867	62.130
Lebanon / 03-11-2028	USD	500.00	893.20	6.650	100.000	94.250	95.250	94.250	7.426	5.079	7.532	73.371
Lebanon / 25-05-2029	USD	1,000.00	1,000.00	6.850	100.000	91.875	92.875	91.875	7.940	5.585	7.415	74.660
Lebanon / 26-02-2030	USD	1,400.00	1,400.00	6.650	100.000	93.500	94.500	93.500	7.467	5.120	7.991	85.288
Lebanon / 22-04-2031	USD	300.00	300.00	7.000	100.000	95.250	96.250	95.250	7.569	5.223	8.419	95.900
Lebanon / 23-03-2032	USD	1,000.00	1,000.00	7.000	100.000	94.750	95.750	94.750	7.606	5.261	8.687	104.110
Lebanon / 02-11-2035	USD	600.00	600.00	7.050	100.000	94.500	95.500	94.500	7.617	5.269	9.824	139.080
Lebanon / 23-03-2037	USD	750.00	750.00	7.250	100.000	95.000	96.000	95.000	7.752	5.406	9.960	147.673
TOTAL PUBLIC SECTOR EUROBONDS		29,442.617	26,204.65									

EURO CDS

Not Available

LEBANESE PRIVATE SECTOR EUROBONDS

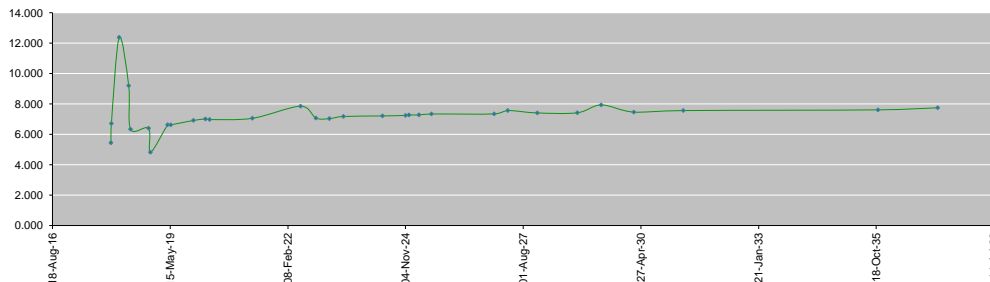
MATURITY	SIZE MM	TYPE	COUPON	Issue P.	BID \$	Ask \$	MID. P	YIELD	SPREAD	DURATION	CONVEXITY
BANK MED S.A.L/14-12-2017	USD 500	Euro CD	5.38	99.46	100.17	100.17	100.17	1.30	0.16	0.04	0.00
BANK BYBLOS S.A.L/21-06-2021	USD 300	Note	7	100	101.34	101.65	101.34	6.57	4.72	3.04	11.55

World Yields in Native Terms	O/N	3 Months	6 Months	9 Months	1 Year	2 Years	3 Years	5 Years	7 Years	10 Years	30 Years
EUR	-	-0.83	-0.79	-0.69	-0.71	-0.69	-0.61	-0.32	-0.06	0.36	1.19
U.S.A	-	1.30	1.45	--	1.59	1.74	1.85	2.07	2.24	2.35	2.77
U.K	-	0.41	0.46	--	0.42	0.48	0.52	0.75	0.97	1.27	1.82
Japan	-	-0.21	-0.19	-0.13	-0.18	-0.18	-0.15	-0.13	-0.07	0.03	0.83

Libor	USD	EUR	JPY	GBP
1 Months	1.33	-0.40	-0.03	0.50
2 Months	1.41	-0.39	-0.05	0.51
3 Months	1.46	-0.38	-0.03	0.52
6 Months	1.65	-0.32	0.00	0.58
1 Year	1.93	-0.25	0.12	0.77

Spot Rates	Bid	Ask
Lebanese Pound	1511.00	1521.00
Euro	1.19	1.181
British Sterling Pound	1.33	1.3320
Japanese Yen	111.47	111.4900
Gold	1287.21	1287.98

Lebanese Republic USD Eurobonds Yield Curve



Disclaimer: The Capital Markets Authority (CMA) publishes reports for general information purposes only. However, under no circumstances the CMA will accept any responsibility or liability in connection with the use of the information provided in these reports or on this website.

Contact us by email: research@cma.gov.lb