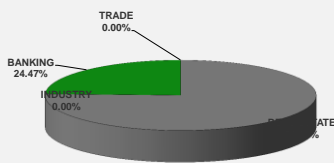


LISTED COMPANIES	LISTED SHARES	MARKET CAP.	TOTAL ORDINARY SHARES	PREFERRED SHARES	PREFERRED SHARES ISSUE PRICE	TOTAL MARKET CAP.	CUR.	TRADED VOLUME	TRADED VALUE	CLOSING PRICE	OPEN PRICE	HIGH PRICE	LOW PRICE	PREVIOUS PRICE
	(MM)	(MM \$)	(MM)	(MM)	USD	(MM \$)								
SOLIDERE A	100.00	802.00	100.00			802.00	USD	28,000	226,027	8.02	7.92	8.15	7.92	8.15
SOLIDERE B	65.00	516.75	65.00			516.75	USD	43,483	343,624	7.95	8.01	8.01	7.75	8.00
BQ.LIB. POUR LE COMMERCE	71.03	66.06	152.70			142.01	USD	-	-	0.93	-	-	-	0.93
BQ.LIB. POUR LE COMMERCE PEF. "B"	0.55	55.00		0.55		55.00	USD	-	-	100.00	-	-	-	100.00
BQ.LIB. POUR LE COMMERCE PEF. "C"	0.35	35.00		0.35		35.00	USD	-	-	100.00	-	-	-	100.00
BQ.LIB. POUR LE COMMERCE PEF. "D"	0.75	75.00		0.75		75.00	USD	-	-	100.00	-	-	-	100.00
BANQUE AUDI	399.75	2198.62	399.75			2198.62	USD	-	-	5.50	-	-	-	5.50
BANQUE AUDI GDR	119.92	671.58				671.58	USD	-	-	5.60	-	-	-	5.60
BANQUE AUDI PREFERRED "G"	1.50	150.45		1.50	100.00	150.45	USD	-	-	100.30	-	-	-	100.30
BANQUE AUDI PREFERRED "H"	0.75	75.30		0.75	100.00	75.30	USD	-	-	100.40	-	-	-	100.40
BANQUE AUDI PREFERRED "I"	2.50	250.25		2.50	100.00	250.25	USD	-	-	100.10	-	-	-	100.10
BANK OF BEIRUT	17.75	333.63	50.47			948.79	USD	-	-	18.80	-	-	-	18.80
BANK OF BEIRUT PRIORITY	4.76	100.00				100.00	USD	-	-	21.00	-	-	-	21.00
BANK OF BEIRUT PREFERRED SHARES "H"	5.40	138.51		5.40	25.00	138.51	USD	-	-	25.65	-	-	-	25.65
BANK OF BEIRUT PREFERRED SHARES "I"	5.00	127.50		5.00	25.00	127.50	USD	-	-	25.50	-	-	-	25.50
BANK OF BEIRUT PREFERRED SHARES "J"	3.00	76.95		3.00	25.00	76.95	USD	-	-	25.65	-	-	-	25.65
BANK OF BEIRUT PREFERRED SHARES "K"	4.00	101.40		4.00	25.00	101.40	USD	-	-	25.35	-	-	-	25.35
BYBLOS BANK	565.52	904.82	565.52			904.82	USD	-	-	1.60	-	-	-	1.60
BYBLOS BANK GDR	1.31	101.72				101.72	USD	-	-	77.70	-	-	-	77.70
BYBLOS BANK PREFERRED SHARES 2008	2.00	202.60		2.00	100.00	202.60	USD	-	-	101.30	-	-	-	101.30
BYBLOS BANK PREFERRED SHARES 2009	2.00	204.00		2.00	96.00	204.00	USD	-	-	102.00	-	-	-	102.00
BQ.EUROPEENNE PR.M.O	51.40	66.82	62.00			80.60	USD	-	-	1.30	-	-	-	1.30
BQ.EUROPEENNE PR.M.O PREFERRED 20	0.35	34.91		0.35	100.00	34.91	USD	-	-	99.75	-	-	-	99.75
BLOM BANK GDR	73.90	849.07				849.07	USD	20,164	231,596	11.49	11.50	11.50	11.40	11.50
BLOM BANK	215.00	2377.90	215.00			2377.90	USD	3,000	33,180	11.06	11.06	11.06	11.06	11.05
RASAMNY-YOUNIS MOTORS CO	10.92	35.49	27.30			88.73	USD	-	-	3.25	-	-	-	3.25
HOLCIM Liban	19.52	286.11	19.52			286.11	USD	-	-	14.66	-	-	-	14.66
STE DES CIMENTS BLANCS N	9.00	19.44	3.00			6.48	USD	-	-	2.16	-	-	-	2.16
TOTAL EXECUTED	1,752.92	10,856.88	1,660.25			11,602.04		94,647	\$834,427					
Official USD Closing		1507.5												

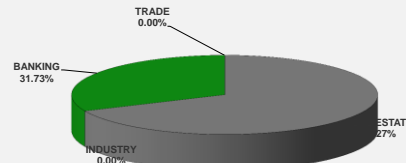
LEBANESE GLOBAL DEPOSITORY RECEIPTS	SHARES MM	BID \$	ASK \$	MID PRICE \$
BLOM BANK	73.90	11.40	11.80	11.50
BYBLOS BANK	1.31	74.00	0.00	0.00
AUDI BANK	116.24	5.41	5.50	5.34

STOCK INDEX	VALUE	PREVIOUS VALUE	% OF CHANGE
MARKET VALUE WEIGHTED INDEX	84.82	85.56	-0.87%
NUMBER OF TRANSACTIONS	46		

BEIRUT STOCK EXCHANGE DAILY TRADING VOLUME



BEIRUT STOCK EXCHANGE DAILY TRADING VALUE \$



Disclaimer: The Capital Markets Authority (CMA) publishes reports for general information purposes only. However, under no circumstances the CMA will accept any responsibility or liability in connection with the use of the information provided in these reports or on this website.

MATURITY	CURRENCY	ISSUED AMOUNT (MM)	OUTSTANDING AMOUNT (MM)	COUPON	ISSUE P.	BID\$	ASK\$	MID. P	YIELD	SPREAD	DURATION	CONVEXITY
Lebanon / 27-12-2017	USD	950.00	32.50	5.000	100.000	99.966	99.972	99.966	5.439	4.398	0.061	0.007
Lebanon / 31-12-2017	USD	2,007.51	100.38	4.000	100.000	99.750	100.000	99.750	7.490	6.230	0.069	0.010
Lebanon / 07-03-2018	USD	700.00	35.00	5.000	100.000	98.000	98.250	98.000	12.927	11.732	0.248	0.123
Lebanon / 27-05-2018	USD	200.00	10.00	5.000	100.000	98.000	98.250	98.000	9.363	7.916	0.458	0.419
Lebanon / 12-06-2018	USD	700.00	700.00	5.150	100.000	99.625	101.625	99.625	5.891	4.444	0.497	0.500
Lebanon / 12-11-2018	USD	1,025.00	1,025.00	5.150	100.000	98.660	99.290	98.660	6.645	5.021	0.895	1.241
Lebanon / 28-11-2018	EUR	445.00	445.00	5.350	100.000	100.500	101.500	100.500	4.811	5.559	0.941	1.772
Lebanon / 23-04-2019	USD	500.00	500.00	6.750	100.000	98.250	99.250	98.250	6.841	5.228	1.301	2.350
Lebanon / 20-05-2019	USD	650.00	650.00	6.000	100.000	98.800	100.590	98.800	6.876	5.257	1.372	2.580
Lebanon / 28-11-2019	USD	1,500.00	1,500.00	5.450	100.000	97.050	97.700	97.050	7.071	5.289	1.838	4.347
Lebanon / 09-03-2020	USD	1,200.00	1,200.00	6.375	100.000	98.170	99.240	98.170	7.260	5.483	2.039	5.334
Lebanon / 14-04-2020	USD	700.00	700.00	5.800	100.000	97.700	98.150	97.700	6.868	5.090	2.147	5.827
Lebanon / 19-06-2020	USD	600.00	600.00	6.150	100.000	97.500	98.500	97.500	7.239	5.383	2.253	6.500
Lebanon / 12-04-2021	USD	2,092.47	2,092.47	8.250	100.000	102.450	102.747	102.450	7.406	5.514	2.864	10.230
Lebanon / 27-05-2022	USD	500.00	500.00	6.250	100.000	95.875	96.875	95.875	7.347	5.231	3.820	17.590
Lebanon / 04-10-2022	USD	1,540.00	1,540.00	6.100	100.000	95.200	96.070	95.200	7.297	5.169	4.077	20.040
Lebanon / 27-01-2023	USD	1,100.00	1,100.00	6.000	100.000	94.290	95.400	94.290	7.350	5.228	4.232	21.960
Lebanon / 26-05-2023	USD	500.00	500.00	6.400	100.000	95.375	96.375	95.375	7.443	5.327	4.512	24.620
Lebanon / 22-04-2024	USD	700.00	700.00	6.650	100.000	96.010	96.460	96.010	7.445	5.164	5.050	31.310
Lebanon / 04-11-2024	USD	500.00	538.47	6.250	100.000	93.600	94.350	93.600	7.450	5.154	5.442	36.264
Lebanon / 03-12-2024	USD	250.00	250.00	7.000	100.000	97.760	97.960	97.760	7.416	5.133	5.428	36.282
Lebanon / 26-02-2025	USD	800.00	800.00	6.200	100.000	93.000	93.900	93.000	7.469	5.180	5.571	38.550
Lebanon / 12-06-2025	USD	800.00	800.00	6.250	100.000	93.125	95.125	93.125	7.461	5.183	5.668	40.600
Lebanon / 27-11-2026	USD	1,600.00	1,600.00	6.600	100.000	93.850	95.000	93.850	7.556	5.171	6.590	54.532
Lebanon / 23-03-2027	USD	1,250.00	1,250.00	6.850	100.000	95.410	95.840	95.410	7.543	5.168	6.625	56.259
Lebanon / 29-11-2027	USD	1,000.00	1,000.00	6.750	100.000	93.910	95.220	93.910	7.632	5.255	7.063	63.680
Lebanon / 03-11-2028	USD	500.00	893.20	6.650	100.000	93.250	93.990	93.250	7.569	5.187	7.487	72.698
Lebanon / 25-05-2029	USD	1,000.00	1,000.00	6.850	100.000	94.000	95.000	94.000	7.644	5.267	7.714	77.760
Lebanon / 26-02-2030	USD	1,400.00	1,400.00	6.650	100.000	91.850	92.900	91.850	7.688	5.303	7.926	84.266
Lebanon / 22-04-2031	USD	300.00	300.00	7.000	100.000	93.800	95.200	93.800	7.751	5.362	8.362	94.920
Lebanon / 23-03-2032	USD	1,000.00	1,000.00	7.000	100.000	93.250	94.100	93.250	7.789	5.406	8.614	102.827
Lebanon / 02-11-2035	USD	600.00	600.00	7.050	100.000	92.540	93.700	92.540	7.831	5.453	9.719	136.905
Lebanon / 23-03-2037	USD	750.00	750.00	7.250	100.000	93.000	94.150	93.000	7.964	5.581	9.843	145.152
TOTAL PUBLIC SECTOR EUROBONDS		29,443.195	26,195.22									

EURO CDS

Not Available

LEBANESE PRIVATE SECTOR EUROBONDS

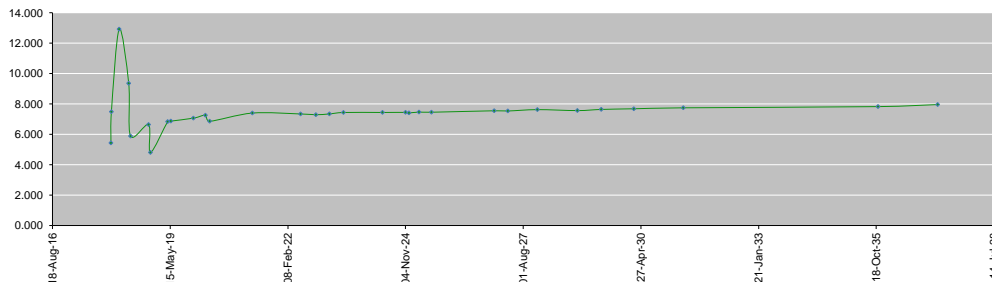
MATURITY	SIZE MM	TYPE	COUPON	Issue P.	BID \$	Ask \$	MID. P	YIELD	SPREAD	DURATION	CONVEXITY
BANK MED S.A.L/14-12-2017	USD 500	Euro CD	5.38	99.46	100.09	100.10	100.09	1.27	0.14	0.03	0.00
BANK BYBLOS S.A.L/21-06-2021	USD 300	Note	7	100	101.15	101.47	101.15	6.63	4.74	3.02	11.42

World Yields in Native Terms	O/N	3 Months	6 Months	9 Months	1 Year	2 Years	3 Years	5 Years	7 Years	10 Years	30 Years
EUR	-	-0.92	-0.75	-0.76	-0.74	-0.69	-0.61	-0.33	-0.08	0.33	1.16
U.S.A	-	1.27	1.44	--	1.61	1.79	1.90	2.13	2.29	2.39	2.79
U.K	-	0.38	0.45	--	0.46	0.51	0.55	0.78	0.99	1.28	1.84
Japan	-	-0.13	-0.18	-0.13	-0.16	-0.15	-0.13	-0.12	-0.07	0.04	0.84

Libor	USD	EUR	JPY	GBP
1 Months	1.37	-0.40	-0.04	0.49
2 Months	1.44	-0.39	-0.03	0.51
3 Months	1.49	-0.38	-0.02	0.52
6 Months	1.67	-0.32	0.02	0.59
1 Year	1.95	-0.25	0.11	0.79

Spot Rates	Bid	Ask
Lebanese Pound	1511.00	1521.00
Euro	1.19	1.1874
British Sterling Pound	1.35	1.3471
Japanese Yen	112.61	112.6400
Gold	1273.86	1274.02

Lebanese Republic USD Eurobonds Yield Curve



Disclaimer: The Capital Markets Authority (CMA) publishes reports for general information purposes only. However, under no circumstances the CMA will accept any responsibility or liability in connection with the use of the information provided in these reports or on this website.

Contact us by email: research@cma.gov.lb