

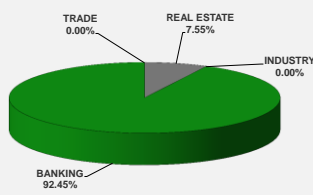
LISTED COMPANIES	LISTED SHARES	MARKET CAP.	TOTAL ORDINARY SHARES	PREFERRED SHARES	PREFERRED SHARES ISSUE PRICE	TOTAL MARKET CAP.	CUR.	TRADED VOLUME	TRADED VALUE	CLOSING PRICE	OPEN PRICE	HIGH PRICE	LOW PRICE	PREVIOUS PRICE
	(MM)	(MM \$)	(MM)	(MM)	USD	(MM \$)								
SOLIDERE A	100.00	794.00	100.00			794.00	USD	17,087	135,130	7.94	7.82	7.95	7.81	7.94
SOLIDERE B	65.00	516.75	65.00			516.75	USD	3,097	24,583	7.95	7.90	8.00	7.81	7.91
BQ.LIB. POUR LE COMMERCE	71.03	66.06	152.70			142.01	USD	-	-	0.93	-	-	-	0.93
BQ.LIB. POUR LE COMMERCE PEF. "B"	0.55	55.00		0.55		55.00	USD	-	-	100.00	-	-	-	100.00
BQ.LIB. POUR LE COMMERCE PEF. "C"	0.35	35.00		0.35		35.00	USD	-	-	100.00	-	-	-	100.00
BQ.LIB. POUR LE COMMERCE PEF. "D"	0.75	75.00		0.75		75.00	USD	-	-	100.00	-	-	-	100.00
BANQUE AUDI	399.75	2238.60	399.75			2238.60	USD	-	-	5.60	-	-	-	5.60
BANQUE AUDI GDR	119.92	671.58				671.58	USD	-	-	5.60	-	-	-	5.60
BANQUE AUDI PREFERRED "G"	1.50	150.45		1.50	100.00	150.45	USD	-	-	100.30	-	-	-	100.30
BANQUE AUDI PREFERRED "H"	0.75	75.45		0.75	100.00	75.45	USD	-	-	100.60	-	-	-	100.60
BANQUE AUDI PREFERRED "I"	2.50	250.25		2.50	100.00	250.25	USD	-	-	100.10	-	-	-	100.10
BANQUE AUDI PREFERRED "J"	2.75	275.00		2.75	100.00	275.00	USD	-	-	100.00	-	-	-	100.00
BANK OF BEIRUT	17.75	333.63	50.47			948.79	USD	-	-	18.80	-	-	-	18.80
BANK OF BEIRUT PRIORITY	4.76	100.00				100.00	USD	-	-	21.00	-	-	-	21.00
BANK OF BEIRUT PREFERRED SHARES "H"	5.40	139.86		5.40	25.00	139.86	USD	1,158	29,992	25.90	25.90	25.90	25.90	25.65
BANK OF BEIRUT PREFERRED SHARES "I"	5.00	127.50		5.00	25.00	127.50	USD	-	-	25.50	-	-	-	25.50
BANK OF BEIRUT PREFERRED SHARES "J"	3.00	76.95		3.00	25.00	76.95	USD	-	-	25.65	-	-	-	25.65
BANK OF BEIRUT PREFERRED SHARES "K"	4.00	101.40		4.00	25.00	101.40	USD	-	-	25.35	-	-	-	25.35
BYBLOS BANK	565.52	887.86	565.52			887.86	USD	140	220	1.57	1.57	1.57	1.57	1.58
BYBLOS BANK GDR	1.31	101.72				101.72	USD	-	-	77.70	-	-	-	77.70
BYBLOS BANK PREFERRED SHARES 2008	2.00	203.20		2.00	100.00	203.20	USD	-	-	101.60	-	-	-	101.60
BYBLOS BANK PREFERRED SHARES 2009	2.00	204.80		2.00	96.00	204.80	USD	-	-	102.40	-	-	-	102.40
BQ.EUROPEENNE PR.M.O	51.40	66.82	62.00			80.60	USD	-	-	1.30	-	-	-	1.30
BQ.EUROPEENNE PR.M.O PREFERRED 20	0.35	34.83		0.35	100.00	34.83	USD	-	-	99.50	-	-	-	99.50
BLOM BANK GDR	73.90	871.97				871.97	USD	41,600	490,550	11.80	11.75	11.80	11.75	11.65
BLOM BANK	215.00	2390.80	215.00			2390.80	USD	204,360	2,271,605	11.12	11.15	11.15	11.10	11.06
RASAMNY-YOUNIS MOTORS CO	10.92	35.49	27.30			88.73	USD	-	-	3.25	-	-	-	3.25
HOLCIM Lban	19.52	282.98	19.52			282.98	USD	-	-	14.50	-	-	-	14.50
STE DES CIMENTS BLANCS N	9.00	19.44	3.00			6.48	USD	-	-	2.16	-	-	-	2.16

<b>TOTAL EXECUTED</b>	<b>1,755.67</b>	<b>11,182.38</b>	<b>1,660.25</b>	<b>11,927.54</b>	<b>267,442</b>	<b>\$2,952,080</b>
Official USD Closing	1507.5					

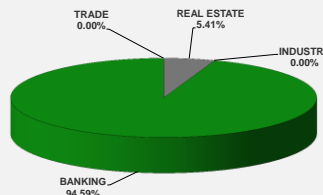
LEBANESE GLOBAL DEPOSITARY RECEIPTS	SHARES MM	BID \$	ASK \$	MID PRICE \$
BLOM BANK	73.90	11.70	11.80	11.75
BYBLOS BANK	1.31	74.00	80.00	77.00
AUDI BANK	116.24	5.50	5.59	5.55

STOCK INDEX	VALUE	PREVIOUS VALUE	% OF CHANGE
MARKET VALUE WEIGHTED INDEX	92.79	92.50	0.31%
NUMBER OF TRANSACTIONS	27		

BEIRUT STOCK EXCHANGE DAILY TRADING VOLUME



BEIRUT STOCK EXCHANGE DAILY TRADING VALUE \$



**Disclaimer:** The Capital Markets Authority (CMA) publishes reports for general information purposes only. However, under no circumstances the CMA will accept any responsibility or liability in connection with the use of the information provided in these reports or on this website.

MATURITY	CURRENCY	ISSUED AMMOUNT (MM)	OUTSTANDING AMOUNT (MM)	COUPON	ISSUE P.	BID\$	ASK\$	MID. P	YIELD	SPREAD	DURATION	CONVEXITY
Lebanon / 27-12-2017	USD	950.00	32.50	5.000	100.000	99.977	99.980	99.977	5.467	4.409	0.039	0.003
Lebanon / 31-12-2017	USD	2,007.51	100.38	4.000	100.000	99.750	100.000	99.750	9.151	7.696	0.047	0.004
Lebanon / 07-03-2018	USD	700.00	35.00	5.000	100.000	98.000	98.125	98.000	13.663	12.452	0.226	0.102
Lebanon / 27-05-2018	USD	200.00	10.00	5.000	100.000	98.000	98.250	98.000	9.560	8.105	0.437	0.382
Lebanon / 12-06-2018	USD	700.00	700.00	5.150	100.000	99.375	101.375	99.375	6.446	4.999	0.487	0.470
Lebanon / 12-11-2018	USD	1,025.00	1,025.00	5.150	100.000	98.700	99.550	98.700	6.633	4.958	0.874	1.195
Lebanon / 28-11-2018	EUR	445.00	445.00	5.350	100.000	100.500	101.500	100.500	4.794	5.562	0.921	1.698
Lebanon / 23-04-2019	USD	500.00	500.00	6.750	100.000	98.625	99.625	98.625	6.566	4.903	1.282	2.290
Lebanon / 20-05-2019	USD	650.00	650.00	6.000	100.000	99.250	100.250	99.250	6.552	4.886	1.351	2.510
Lebanon / 28-11-2019	USD	1,500.00	1,500.00	5.450	100.000	97.750	98.550	97.750	6.693	4.898	1.820	4.277
Lebanon / 09-03-2020	USD	1,200.00	1,200.00	6.375	100.000	98.480	99.585	98.480	7.115	5.325	2.019	5.246
Lebanon / 14-04-2020	USD	700.00	700.00	5.800	100.000	97.375	98.375	97.375	7.033	5.246	2.125	5.723
Lebanon / 19-06-2020	USD	600.00	600.00	6.150	100.000	98.250	99.250	98.250	6.919	5.010	2.226	6.360
Lebanon / 12-04-2021	USD	2,092.47	2,092.47	8.250	100.000	103.000	104.000	103.000	7.215	5.316	2.849	10.140
Lebanon / 27-05-2022	USD	500.00	500.00	6.250	100.000	96.250	97.250	96.250	7.249	5.117	3.802	17.440
Lebanon / 04-10-2022	USD	1,540.00	1,540.00	6.100	100.000	95.400	97.400	95.400	7.250	5.119	4.062	19.910
Lebanon / 27-01-2023	USD	1,100.00	1,100.00	6.000	100.000	94.150	95.550	94.150	7.390	5.260	4.210	21.770
Lebanon / 26-05-2023	USD	500.00	500.00	6.400	100.000	95.625	96.625	95.625	7.388	5.256	4.493	24.440
Lebanon / 22-04-2024	USD	700.00	700.00	6.650	100.000	95.875	96.875	95.875	7.474	5.198	5.030	31.100
Lebanon / 04-11-2024	USD	500.00	538.47	6.250	100.000	93.375	94.375	93.375	7.497	5.217	5.419	36.005
Lebanon / 03-12-2024	USD	250.00	250.00	7.000	100.000	97.250	98.250	97.250	7.513	5.234	5.405	36.024
Lebanon / 26-02-2025	USD	800.00	800.00	6.200	100.000	92.660	93.790	92.660	7.537	5.257	5.546	38.265
Lebanon / 12-06-2025	USD	800.00	800.00	6.250	100.000	92.750	94.750	92.750	7.533	5.240	5.829	41.630
Lebanon / 27-11-2026	USD	1,600.00	1,600.00	6.600	100.000	93.650	94.990	93.650	7.589	5.220	6.566	54.214
Lebanon / 23-03-2027	USD	1,250.00	1,250.00	6.850	100.000	95.125	96.125	95.125	7.589	5.222	6.603	55.964
Lebanon / 29-11-2027	USD	1,000.00	1,000.00	6.750	100.000	93.850	95.170	93.850	7.642	5.279	7.041	63.350
Lebanon / 03-11-2028	USD	500.00	893.20	6.650	100.000	92.500	93.500	92.500	7.677	5.310	7.450	72.154
Lebanon / 25-05-2029	USD	1,000.00	1,000.00	6.850	100.000	93.625	94.625	93.625	7.697	5.330	7.683	77.280
Lebanon / 26-02-2030	USD	1,400.00	1,400.00	6.650	100.000	91.375	92.375	91.375	7.754	5.384	7.890	83.691
Lebanon / 22-04-2031	USD	300.00	300.00	7.000	100.000	93.500	94.500	93.500	7.790	5.422	8.324	94.290
Lebanon / 23-03-2032	USD	1,000.00	1,000.00	7.000	100.000	92.750	93.750	92.750	7.852	5.484	8.577	102.187
Lebanon / 02-11-2035	USD	600.00	600.00	7.050	100.000	91.750	92.750	91.750	7.919	5.550	9.656	135.632
Lebanon / 23-03-2037	USD	750.00	750.00	7.250	100.000	91.500	92.500	91.500	8.129	5.761	9.740	142.936
<b>TOTAL PUBLIC SECTOR EUROBONDS</b>		<b>29,439.769</b>	<b>26,191.80</b>									

**EURO CDS**

Not Available

**LEBANESE PRIVATE SECTOR EUROBONDS**

MATURITY	SIZE MM	TYPE	COUPON	Issue P.	BID \$	Ask \$	MID. P	YIELD	SPREAD	DURATION	CONVEXITY
BANK MED S.A.L/14-12-2017	USD 500	Euro CD	5.38	99.46	100.06	100.06	100.06	1.24	0.05	0.02	0.00
BANK BYBLOS S.A.L/21-06-2021	USD 300	Note	7	100	101.14	101.45	101.14	6.63	4.73	2.99	11.27

**World Yields in Native Terms**

	O/N	3 Months	6 Months	9 Months	1 Year	2 Years	3 Years	5 Years	7 Years	10 Years	30 Years
EUR	-	-0.95	-0.77	-0.79	-0.79	-0.75	-0.64	-0.37	-0.12	0.28	1.12
U.S.A	-	1.28	1.45	--	1.66	1.79	1.90	2.13	2.27	2.36	2.75
U.K	-	0.34	0.45	--	0.43	0.47	0.51	0.72	0.93	1.22	1.79
Japan	-	0.00	0.00	-0.13	-0.15	-0.15	-0.12	-0.12	-0.06	0.05	0.82

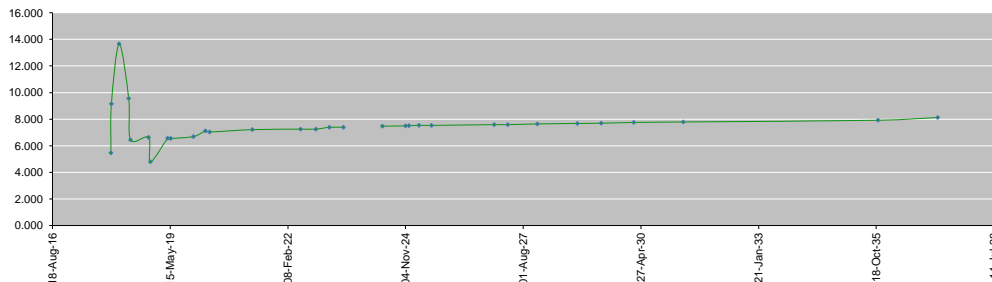
**Libor**

	USD	EUR	JPY	GBP
1 Months	1.44	-0.40	-0.05	0.50
2 Months	1.49	-0.39	-0.03	0.51
3 Months	1.55	-0.39	-0.02	0.52
6 Months	1.73	-0.32	0.01	0.59
1 Year	2.01	-0.26	0.10	0.78

**Spot Rates**

	Bid	Ask
Lebanese Pound	1505.40	1510.40
Euro	1.18	1.1797
British Sterling Pound	1.34	1.3360
Japanese Yen	113.33	113.3400
Gold	1250.13	1250.27

Lebanese Republic USD Eurobonds Yield Curve



Disclaimer: The Capital Markets Authority (CMA) publishes reports for general information purposes only. However, under no circumstances the CMA will accept any responsibility or liability in connection with the use of the information provided in these reports or on this website.

Contact us by email: [research@cma.gov.lb](mailto:research@cma.gov.lb)