

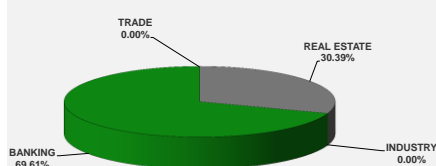
LISTED COMPANIES	LISTED SHARES	MARKET CAP.	TOTAL ORDINARY SHARES	PREFERRED SHARES	PREFERRED SHARES ISSUE PRICE	TOTAL MARKET CAP.	CUR.	TRADED VOLUME	TRADED VALUE	CLOSING PRICE	OPEN PRICE	HIGH PRICE	LOW PRICE	PREVIOUS PRICE
	(MM)	(MM \$)	(MM)	(MM)	USD	(MM \$)								
SOLIDERE A	100.00	787.00	100.00			787.00	USD	21,877	173,494	7.87	7.86	8.00	7.86	8.01
SOLIDERE B	65.00	514.15	65.00			514.15	USD	1,348	10,657	7.91	7.84	8.00	7.81	7.94
BQ.LIB. POUR LE COMMERCE	71.03	66.06	152.70			142.01	USD	-	-	0.93	-	-	-	0.93
BQ.LIB. POUR LE COMMERCE PEF. "B"	0.55	55.00		0.55		55.00	USD	-	-	100.00	-	-	-	100.00
BQ.LIB. POUR LE COMMERCE PEF. "C"	0.35	35.00		0.35		35.00	USD	300	30,000	100.00	100.00	100.00	100.00	100.00
BQ.LIB. POUR LE COMMERCE PEF. "D"	0.75	75.00		0.75		75.00	USD	-	-	100.00	-	-	-	100.00
BANQUE AUDI	399.75	2298.56	399.75			2298.56	USD	1,050	6,038	5.75	5.75	5.75	5.75	5.75
BANQUE AUDI GDR	119.92	700.36				700.36	USD	35,845	206,014	5.84	5.75	5.85	5.70	5.70
BANQUE AUDI PREFERRED "G"	1.50	150.45		1.50	100.00	150.45	USD	-	-	100.30	-	-	-	100.30
BANQUE AUDI PREFERRED "H"	0.75	75.45		0.75	100.00	75.45	USD	-	-	100.60	-	-	-	100.60
BANQUE AUDI PREFERRED "I"	2.50	250.00		2.50	100.00	250.00	USD	-	-	100.00	-	-	-	100.00
BANQUE AUDI PREFERRED "J"	2.75	275.00		2.75	100.00	275.00	USD	-	-	100.00	-	-	-	100.00
BANK OF BEIRUT	17.75	333.63	50.47			948.79	USD	-	-	18.80	-	-	-	18.80
BANK OF BEIRUT PRIORITY	4.76	100.00				100.00	USD	-	-	21.00	-	-	-	21.00
BANK OF BEIRUT PREFERRED SHARES "H"	5.40	139.86		5.40	25.00	139.86	USD	-	-	25.90	-	-	-	25.90
BANK OF BEIRUT PREFERRED SHARES "I"	5.00	127.50		5.00	25.00	127.50	USD	-	-	25.50	-	-	-	25.50
BANK OF BEIRUT PREFERRED SHARES "J"	3.00	76.95		3.00	25.00	76.95	USD	-	-	25.65	-	-	-	25.65
BANK OF BEIRUT PREFERRED SHARES "K"	4.00	101.40		4.00	25.00	101.40	USD	-	-	25.35	-	-	-	25.35
BYBLOS BANK	565.52	882.20	565.52			882.20	USD	-	-	1.56	-	-	-	1.56
BYBLOS BANK GDR	1.31	101.72				101.72	USD	-	-	77.70	-	-	-	77.70
BYBLOS BANK PREFERRED SHARES 2008	2.00	203.20		2.00	100.00	203.20	USD	-	-	101.60	-	-	-	101.60
BYBLOS BANK PREFERRED SHARES 2009	2.00	204.80		2.00	96.00	204.80	USD	-	-	102.40	-	-	-	102.40
BQ.EUROPEENNE PR.M.O	51.40	66.82	62.00			80.60	USD	-	-	1.30	-	-	-	1.30
BQ.EUROPEENNE PR.M.O PREFERRED 20	0.35	34.83		0.35	100.00	34.83	USD	-	-	99.50	-	-	-	99.50
BLOM BANK GDR	73.90	923.70				923.70	USD	11,000	137,500	12.50	12.50	12.50	12.50	12.45
BLOM BANK	215.00	2472.50	215.00			2472.50	USD	5,000	57,500	11.50	11.50	11.50	11.50	11.45
RASAMNY-YOUNIS MOTORS CO	10.92	35.49	27.30			88.73	USD	-	-	3.25	-	-	-	3.25
HOLCIM Lban	19.52	282.40	19.52			282.40	USD	-	-	14.47	-	-	-	14.46
STE DES CIMENTS BLANCS N	9.00	19.44	3.00			6.48	USD	-	-	2.16	-	-	-	2.25

TOTAL EXECUTED	1,755.67	11,388.47	1,660.25	12,133.62	76,420	\$621,203
Official USD Closing	1507.5					

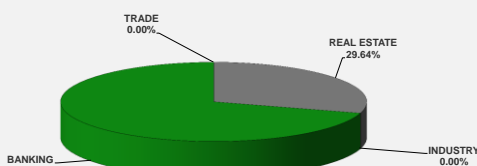
LEBANESE GLOBAL DEPOSITARY RECEIPTS	SHARES MM	BID \$	ASK \$	MID PRICE \$
BLOM BANK	73.90	12.45	12.50	12.48
BYBLOS BANK	1.31	74.00	0.00	0.00
AUDI BANK	116.24	5.65	5.84	5.75

STOCK INDEX	VALUE	PREVIOUS VALUE	% OF CHANGE
MARKET VALUE WEIGHTED INDEX	93.51	94.08	-0.61%
NUMBER OF TRANSACTIONS	42		

BEIRUT STOCK EXCHANGE DAILY TRADING VOLUME



BEIRUT STOCK EXCHANGE DAILY TRADING VALUE \$



Disclaimer: The Capital Markets Authority (CMA) publishes reports for general information purposes only. However, under no circumstances the CMA will accept any responsibility or liability in connection with the use of the information provided in these reports or on this website.

MATURITY	CURRENCY	ISSUED AMOUNT (MM)	OUTSTANDING AMOUNT (MM)	COUPON	ISSUE P.	BID\$	ASK\$	MID. P	YIELD	SPREAD	DURATION	CONVEXITY
Lebanon / 27-12-2017	USD	950.00	32.50	5.000	100.000	99.990	99.991	99.990	5.585	4.422	0.014	0.000
Lebanon / 31-12-2017	USD	2,007.51	100.38	4.000	100.000	99.980	99.982	99.980	4.809	3.114	0.022	0.001
Lebanon / 07-03-2018	USD	700.00	35.00	5.000	100.000	98.000	98.125	98.000	14.679	13.375	0.202	0.082
Lebanon / 27-05-2018	USD	200.00	10.00	5.000	100.000	98.000	98.250	98.000	9.807	8.292	0.414	0.342
Lebanon / 12-06-2018	USD	700.00	700.00	5.150	100.000	99.750	101.750	99.750	5.686	4.175	1.262	0.430
Lebanon / 12-11-2018	USD	1,025.00	1,025.00	5.150	100.000	99.350	100.105	99.350	5.904	4.182	0.853	1.149
Lebanon / 28-11-2018	EUR	445.00	445.00	5.350	100.000	100.380	102.370	100.380	4.907	5.747	0.902	1.628
Lebanon / 23-04-2019	USD	500.00	500.00	6.750	100.000	99.125	101.125	99.125	6.185	4.475	1.262	2.240
Lebanon / 20-05-2019	USD	650.00	650.00	6.000	100.000	99.910	101.040	99.910	6.063	4.347	1.330	2.450
Lebanon / 28-11-2019	USD	1,500.00	1,500.00	5.450	100.000	98.900	99.425	98.900	6.059	4.193	1.801	4.202
Lebanon / 09-03-2020	USD	1,200.00	1,200.00	6.375	100.000	99.260	100.540	99.260	6.734	4.873	2.000	5.161
Lebanon / 14-04-2020	USD	700.00	700.00	5.800	100.000	98.250	99.100	98.250	6.624	4.769	2.105	5.631
Lebanon / 19-06-2020	USD	600.00	600.00	6.150	100.000	98.750	99.750	98.750	6.703	4.725	2.273	6.450
Lebanon / 12-04-2021	USD	2,092.47	2,092.47	8.250	100.000	103.838	104.136	103.838	6.925	4.941	2.828	10.010
Lebanon / 27-05-2022	USD	500.00	500.00	6.250	100.000	97.375	98.375	97.375	6.947	4.730	3.786	17.320
Lebanon / 04-10-2022	USD	1,540.00	1,540.00	6.100	100.000	97.000	97.850	97.000	6.845	4.617	4.047	19.775
Lebanon / 27-01-2023	USD	1,100.00	1,100.00	6.000	100.000	95.400	96.700	95.400	7.089	4.853	4.198	21.650
Lebanon / 26-05-2023	USD	500.00	500.00	6.400	100.000	96.750	97.750	96.750	7.131	4.914	4.480	24.310
Lebanon / 22-04-2024	USD	700.00	700.00	6.650	100.000	97.160	97.300	97.160	7.214	4.823	5.016	30.940
Lebanon / 04-11-2024	USD	500.00	538.47	6.250	100.000	94.500	95.640	94.500	7.280	4.886	5.410	35.891
Lebanon / 03-12-2024	USD	250.00	250.00	7.000	100.000	98.140	98.980	98.140	7.345	4.952	5.391	35.861
Lebanon / 26-02-2025	USD	800.00	800.00	6.200	100.000	93.950	95.000	93.950	7.285	4.898	5.539	38.170
Lebanon / 12-06-2025	USD	800.00	800.00	6.250	100.000	93.875	95.875	93.875	7.329	4.963	5.820	41.510
Lebanon / 27-11-2026	USD	1,600.00	1,600.00	6.600	100.000	94.750	95.940	94.750	7.413	4.923	6.560	54.112
Lebanon / 23-03-2027	USD	1,250.00	1,250.00	6.850	100.000	96.290	96.600	96.290	7.409	4.920	6.595	55.830
Lebanon / 29-11-2027	USD	1,000.00	1,000.00	6.750	100.000	94.850	95.960	94.850	7.493	5.003	7.035	63.250
Lebanon / 03-11-2028	USD	500.00	893.20	6.650	100.000	93.160	94.140	93.160	7.584	5.093	7.442	72.002
Lebanon / 25-05-2029	USD	1,000.00	1,000.00	6.850	100.000	93.625	94.625	93.625	7.698	5.240	7.659	76.890
Lebanon / 26-02-2030	USD	1,400.00	1,400.00	6.650	100.000	91.550	92.850	91.550	7.732	5.249	7.875	83.439
Lebanon / 22-04-2031	USD	300.00	300.00	7.000	100.000	94.050	95.450	94.050	7.721	5.243	8.324	94.270
Lebanon / 23-03-2032	USD	1,000.00	1,000.00	7.000	100.000	92.510	93.790	92.510	7.882	5.394	8.549	101.699
Lebanon / 02-11-2035	USD	600.00	600.00	7.050	100.000	92.200	93.200	92.200	7.869	5.379	9.653	135.591
Lebanon / 23-03-2037	USD	750.00	750.00	7.250	100.000	91.810	92.880	91.810	8.095	5.606	9.733	142.845
TOTAL PUBLIC SECTOR EUROBONDS		29,442.172	26,194.20									

EURO CDS

Not Available

LEBANESE PRIVATE SECTOR EUROBONDS

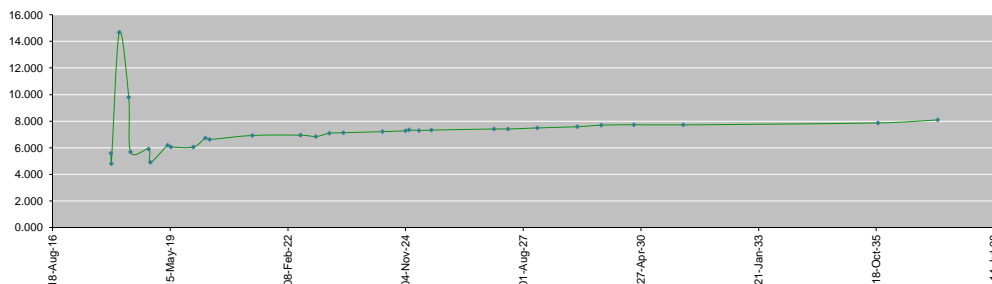
MATURITY	SIZE MM	TYPE	COUPON	Issue P.	BID \$	Ask \$	MID. P	YIELD	SPREAD	DURATION	CONVEXITY
BANK MED S.A.L/14-12-2017	USD 500	Euro CD	5.38	99.46	#N/A *The record could not be found	#N/A *The record could not be found	#N/A *The record could not be found	#N/A *The record could not be found	#N/A *The record could not be found	#N/A *The record could not be found	#N/A *The record could not be found
BANK BYBLOS S.A.L/21-06-2021	USD 300	Note	7	100	100.82	101.13	100.82	6.73	4.75	2.97	11.10

World Yields in Native Terms	O/N	3 Months	6 Months	9 Months	1 Year	2 Years	3 Years	5 Years	7 Years	10 Years	30 Years
EUR	-	-1.13	-0.90	-0.82	-0.82	-0.67	-0.55	-0.25	0.01	0.41	1.24
U.S.A	-	1.39	1.67	--	1.71	1.86	1.99	2.23	2.39	2.49	2.86
U.K	-	0.35	0.43	--	0.40	0.48	0.52	0.77	0.98	1.26	1.83
Japan	-	-0.13	0.00	-0.12	-0.15	-0.14	-0.11	-0.10	-0.04	0.06	0.82

Libor	USD	EUR	JPY	GBP
1 Months	1.51	-0.41	-0.04	0.49
2 Months	1.56	-0.39	-0.03	0.50
3 Months	1.64	-0.39	-0.02	0.51
6 Months	1.79	-0.33	0.02	0.57
1 Year	2.07	-0.26	0.12	0.76

Spot Rates	Bid	Ask
Lebanese Pound	1511.00	1521.00
Euro	1.18	1.1851
British Sterling Pound	1.34	1.3413
Japanese Yen	113.24	113.2700
Gold	1265.90	1266.65

Lebanese Republic USD Eurobonds Yield Curve



Disclaimer: The Capital Markets Authority (CMA) publishes reports for general information purposes only. However, under no circumstances the CMA will accept any responsibility or liability in connection with the use of the information provided in these reports or on this website.

Contact us by email: research@cma.gov.lb