

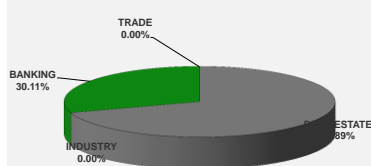
LISTED COMPANIES	LISTED SHARES	MARKET CAP.	TOTAL ORDINARY SHARES	PREFERRED SHARES	PREFERRED SHARES ISSUE PRICE	TOTAL MARKET CAP.	CUR.	TRADED VOLUME	TRADED VALUE	CLOSING PRICE	OPEN PRICE	HIGH PRICE	LOW PRICE	PREVIOUS PRICE
	(MM)	(MM \$)	(MM)	(MM)	USD	(MM \$)								
SOLIDERE A	100.00	796.00	100.00			796.00	USD	11,584	92,124	7.96	7.89	8.00	7.87	7.98
SOLIDERE B	65.00	513.50	65.00			513.50	USD	23,226	183,719	7.90	7.80	8.00	7.71	8.00
BQ.LIB. POUR LE COMMERCE	71.03	66.06	152.70			142.01	USD	-	-	0.93	-	-	-	0.93
BQ.LIB. POUR LE COMMERCE PEF. "B"	0.55	55.00		0.55		55.00	USD	-	-	100.00	-	-	-	100.00
BQ.LIB. POUR LE COMMERCE PEF. "C"	0.35	35.00		0.35		35.00	USD	-	-	100.00	-	-	-	100.00
BQ.LIB. POUR LE COMMERCE PEF. "D"	0.75	75.00		0.75		75.00	USD	-	-	100.00	-	-	-	100.00
BANQUE AUDI	399.75	2298.56	399.75			2298.56	USD	-	-	5.75	-	-	-	5.75
BANQUE AUDI GDR	119.92	700.36				700.36	USD	-	-	5.84	-	-	-	5.84
BANQUE AUDI PREFERRED "G"	1.50	150.45		1.50	100.00	150.45	USD	-	-	100.30	-	-	-	100.30
BANQUE AUDI PREFERRED "H"	0.75	75.45		0.75	100.00	75.45	USD	-	-	100.60	-	-	-	100.60
BANQUE AUDI PREFERRED "I"	2.50	249.88		2.50	100.00	249.88	USD	4,000	399,800	99.95	99.95	99.95	99.95	99.90
BANQUE AUDI PREFERRED "J"	2.75	274.86		2.75	100.00	274.86	USD	-	-	99.95	-	-	-	99.95
BANK OF BEIRUT	17.75	333.63	50.47			948.79	USD	-	-	18.80	-	-	-	18.80
BANK OF BEIRUT PRIORITY	4.76	100.00				100.00	USD	-	-	21.00	-	-	-	21.00
BANK OF BEIRUT PREFERRED SHARES "H"	5.40	139.86		5.40	25.00	139.86	USD	-	-	25.90	-	-	-	25.90
BANK OF BEIRUT PREFERRED SHARES "I"	5.00	127.50		5.00	25.00	127.50	USD	-	-	25.50	-	-	-	25.50
BANK OF BEIRUT PREFERRED SHARES "J"	3.00	76.95		3.00	25.00	76.95	USD	-	-	25.65	-	-	-	25.65
BANK OF BEIRUT PREFERRED SHARES "K"	4.00	101.40		4.00	25.00	101.40	USD	-	-	25.35	-	-	-	25.35
BYBLOS BANK	565.52	882.20	565.52			882.20	USD	-	-	1.56	-	-	-	1.56
BYBLOS BANK GDR	1.31	101.72				101.72	USD	-	-	77.70	-	-	-	77.70
BYBLOS BANK PREFERRED SHARES 2008	2.00	203.20		2.00	100.00	203.20	USD	-	-	101.60	-	-	-	101.60
BYBLOS BANK PREFERRED SHARES 2009	2.00	204.80		2.00	96.00	204.80	USD	-	-	102.40	-	-	-	102.40
BQ.EUROPEENNE PR.M.O	51.40	66.82	62.00			80.60	USD	-	-	1.30	-	-	-	1.30
BQ.EUROPEENNE PR.M.O PREFERRED 20	0.35	34.83		0.35	100.00	34.83	USD	-	-	99.50	-	-	-	99.50
BLOM BANK GDR	73.90	932.57				932.57	USD	9,600	121,195	12.62	12.65	12.65	12.60	12.60
BLOM BANK	215.00	2440.25	215.00			2440.25	USD	1,400	15,890	11.35	11.35	11.35	11.35	11.60
RASAMNY-YOUNIS MOTORS CO	10.92	35.49	27.30			88.73	USD	-	-	3.25	-	-	-	3.25
HOLCIM Lban	19.52	282.20	19.52			282.20	USD	-	-	14.46	-	-	-	14.46
STE DES CIMENTS BLANCS N	9.00	19.44	3.00			6.48	USD	-	-	2.16	-	-	-	2.25

TOTAL EXECUTED	1,755.67	11,372.98	1,660.25	12,118.13	49,810	\$812,728
Official USD Closing	1507.5					

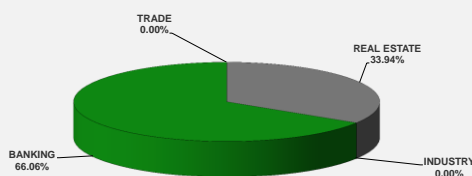
LEBANESE GLOBAL DEPOSITARY RECEIPTS	SHARES MM	BID \$	ASK \$	MID PRICE \$
BLOM BANK	73.90	12.35	12.60	12.48
BYBLOS BANK	1.31	74.00	0.00	0.00
AUDI BANK	116.24	5.65	5.85	5.75

STOCK INDEX	VALUE	PREVIOUS VALUE	% OF CHANGE
MARKET VALUE WEIGHTED INDEX	93.73	94.45	-0.77%
NUMBER OF TRANSACTIONS	25		

BEIRUT STOCK EXCHANGE DAILY TRADING VOLUME



BEIRUT STOCK EXCHANGE DAILY TRADING VALUE \$



Disclaimer: The Capital Markets Authority (CMA) publishes reports for general information purposes only. However, under no circumstances the CMA will accept any responsibility or liability in connection with the use of the information provided in these reports or on this website.

MATURITY	CURRENCY	ISSUED AMOUNT (MM)	OUTSTANDING AMOUNT (MM)	COUPON	ISSUE P.	BIDS	ASKS	MID. P	YIELD	SPREAD	DURATION	CONVEXITY
Lebanon / 27-12-2017	USD	950.00	32.50	5.000	100.000	99.990	99.991	99.990	5.585	4.422	0.014	0.000
Lebanon / 31-12-2017	USD	2,007.51	100.38	4.000	100.000	99.990	100.010	99.990	5.688	2.702	0.006	0.000
Lebanon / 07-03-2018	USD	700.00	35.00	5.000	100.000	98.000	98.125	98.000	15.506	14.244	0.186	0.069
Lebanon / 27-05-2018	USD	200.00	10.00	5.000	100.000	98.000	98.250	98.000	9.989	8.451	0.398	0.317
Lebanon / 12-06-2018	USD	700.00	700.00	5.150	100.000	99.750	101.750	99.750	5.700	4.167	1.248	0.400
Lebanon / 12-11-2018	USD	1,025.00	1,025.00	5.150	100.000	99.400	100.050	99.400	5.857	4.119	0.837	1.113
Lebanon / 28-11-2018	EUR	445.00	445.00	5.350	100.000	101.000	102.000	101.000	4.200	4.996	0.888	1.577
Lebanon / 23-04-2019	USD	500.00	500.00	6.750	100.000	99.500	101.500	99.500	5.892	4.164	1.248	2.200
Lebanon / 20-05-2019	USD	650.00	650.00	6.000	100.000	100.000	102.000	100.000	5.994	4.262	1.317	2.410
Lebanon / 28-11-2019	USD	1,500.00	1,500.00	5.450	100.000	99.000	99.500	99.000	6.007	4.102	1.786	4.138
Lebanon / 09-03-2020	USD	1,200.00	1,200.00	6.375	100.000	99.500	100.700	99.500	6.617	4.726	1.985	5.094
Lebanon / 14-04-2020	USD	700.00	700.00	5.800	100.000	98.250	98.500	98.250	6.629	4.728	2.088	5.547
Lebanon / 19-06-2020	USD	600.00	600.00	6.150	100.000	98.875	99.875	98.875	6.650	4.624	2.257	6.380
Lebanon / 12-04-2021	USD	2,092.47	2,092.47	8.250	100.000	103.815	104.112	103.815	6.927	4.898	2.812	9.910
Lebanon / 27-05-2022	USD	500.00	500.00	6.250	100.000	97.750	98.750	97.750	6.847	4.591	3.773	17.210
Lebanon / 04-10-2022	USD	1,540.00	1,540.00	6.100	100.000	97.125	99.125	97.125	6.816	4.560	4.036	19.685
Lebanon / 27-01-2023	USD	1,100.00	1,100.00	6.000	100.000	95.950	96.170	95.950	6.958	4.701	4.182	21.510
Lebanon / 26-05-2023	USD	500.00	500.00	6.400	100.000	96.875	97.875	96.875	7.104	4.847	4.465	24.170
Lebanon / 22-04-2024	USD	700.00	700.00	6.650	100.000	97.250	97.750	97.250	7.197	4.795	5.003	30.800
Lebanon / 04-11-2024	USD	500.00	538.47	6.250	100.000	94.625	95.625	94.625	7.258	4.853	5.395	35.716
Lebanon / 03-12-2024	USD	250.00	250.00	7.000	100.000	98.220	99.070	98.220	7.331	4.929	5.376	35.691
Lebanon / 26-02-2025	USD	800.00	800.00	6.200	100.000	94.125	95.125	94.125	7.265	4.859	5.525	38.005
Lebanon / 12-06-2025	USD	800.00	800.00	6.250	100.000	93.750	95.750	93.750	7.353	4.949	5.802	41.290
Lebanon / 27-11-2026	USD	1,600.00	1,600.00	6.600	100.000	95.000	96.000	95.000	7.374	4.883	6.547	53.926
Lebanon / 23-03-2027	USD	1,250.00	1,250.00	6.850	100.000	96.125	97.125	96.125	7.435	4.946	6.582	55.653
Lebanon / 29-11-2027	USD	1,000.00	1,000.00	6.750	100.000	95.000	97.000	95.000	7.471	4.981	7.031	63.170
Lebanon / 03-11-2028	USD	500.00	893.20	6.650	100.000	93.375	94.375	93.375	7.554	5.063	7.431	71.829
Lebanon / 25-05-2029	USD	1,000.00	1,000.00	6.850	100.000	93.875	94.875	93.875	7.664	5.173	7.649	76.730
Lebanon / 26-02-2030	USD	1,400.00	1,400.00	6.650	100.000	91.875	92.875	91.875	7.689	5.197	7.864	83.253
Lebanon / 22-04-2031	USD	300.00	300.00	7.000	100.000	94.125	95.125	94.125	7.712	5.222	8.304	93.930
Lebanon / 23-03-2032	USD	1,000.00	1,000.00	7.000	100.000	92.750	93.750	92.750	7.853	5.364	8.537	101.475
Lebanon / 02-11-2035	USD	600.00	600.00	7.050	100.000	92.375	93.375	92.375	7.850	5.359	9.645	135.414
Lebanon / 23-03-2037	USD	750.00	750.00	7.250	100.000	91.750	92.750	91.750	8.102	5.613	9.712	142.414
TOTAL PUBLIC SECTOR EUROBONDS		29,442.350	26,194.38									

EURO CDS

Not Available

LEBANESE PRIVATE SECTOR EUROBONDS

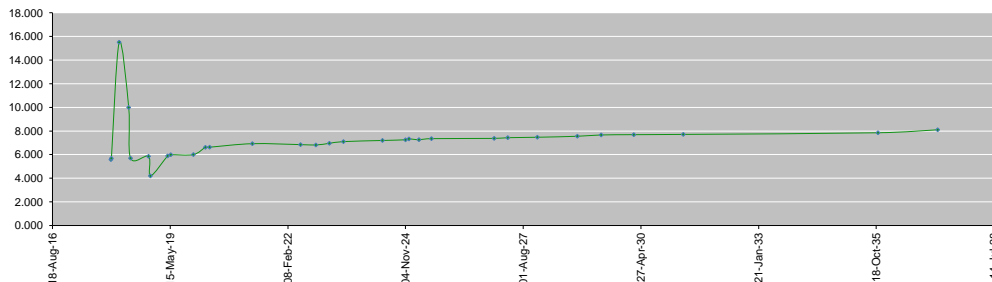
MATURITY	SIZE MM	TYPE	COUPON	Issue P.	BID \$	Ask \$	MID. P	YIELD	SPREAD	DURATION	CONVEXITY
BANK MED S.A.L/14-12-2017	USD 500	Euro CD	5.38	99.46	#N/A *The record could not be found	#N/A *The record could not be found	#N/A *The record could not be found	#N/A *The record could not be found	#N/A *The record could not be found	#N/A *The record could not be found	#N/A *The record could not be found
BANK BYBLOS S.A.L/21-06-2021	USD 300	Note	7	100	100.74	101.04	100.74	6.76	4.73	3.05	11.38

World Yields in Native Terms	O/N	3 Months	6 Months	9 Months	1 Year	2 Years	3 Years	5 Years	7 Years	10 Years	30 Years
EUR	-	-1.23	-0.89	-0.78	-0.76	-0.64	-0.52	-0.21	0.03	0.42	1.24
U.S.A	-	1.34	1.53	--	1.73	1.91	2.03	2.26	2.41	2.49	2.84
U.K	-	0.33	0.44	--	0.36	0.46	0.50	0.75	0.96	1.24	1.82
Japan	-	-0.19	-0.16	-0.16	-0.15	-0.15	-0.12	-0.10	-0.05	0.05	0.82

Libor	USD	EUR	JPY	GBP
1 Months	1.56	-0.42	-0.05	0.49
2 Months	1.62	-0.40	-0.03	0.51
3 Months	1.69	-0.38	-0.02	0.52
6 Months	1.83	-0.32	0.01	0.58
1 Year	2.10	-0.24	0.12	0.77

Spot Rates	Bid	Ask
Lebanese Pound	1511.00	1521.00
Euro	1.19	1.1855
British Sterling Pound	1.34	1.3361
Japanese Yen	113.30	113.3200
Gold	1278.15	1278.30

Lebanese Republic USD Eurobonds Yield Curve



Disclaimer: The Capital Markets Authority (CMA) publishes reports for general information purposes only. However, under no circumstances the CMA will accept any responsibility or liability in connection with the use of the information provided in these reports or on this website.

Contact us by email: research@cma.gov.lb