

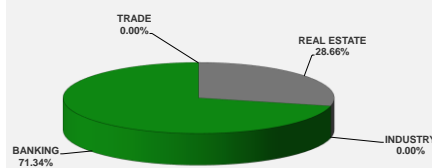
LISTED COMPANIES	LISTED SHARES	MARKET CAP.	TOTAL ORDINARY SHARES	PREFERRED SHARES	PREFERRED SHARES ISSUE PRICE	TOTAL MARKET CAP.	CUR.	TRADED VOLUME	TRADED VALUE	CLOSING PRICE	OPEN PRICE	HIGH PRICE	LOW PRICE	PREVIOUS PRICE
	(MM)	(MM \$)	(MM)	(MM)	USD	(MM \$)								
SOLIDERE A	100.00	790.00	100.00			790.00	USD	8,296	65,588	7.90	7.93	7.93	7.90	8.01
SOLIDERE B	65.00	511.55	65.00			511.55	USD	103	811	7.87	7.87	7.87	7.87	7.98
BQ.LIB. POUR LE COMMERCE	71.03	66.06	152.70			142.01	USD	-	-	0.93	-	-	-	0.93
BQ.LIB. POUR LE COMMERCE PEF. "B"	0.55	55.00		0.55		55.00	USD	-	-	100.00	-	-	-	100.00
BQ.LIB. POUR LE COMMERCE PEF. "C"	0.35	35.00		0.35		35.00	USD	-	-	100.00	-	-	-	100.00
BQ.LIB. POUR LE COMMERCE PEF. "D"	0.75	75.00		0.75		75.00	USD	-	-	100.00	-	-	-	100.00
BANQUE AUDI	399.75	2298.56	399.75			2298.56	USD	14,534	83,571	5.75	5.75	5.75	5.75	5.75
BANQUE AUDI GDR	119.92	689.57				689.57	USD	880	5,060	5.75	5.75	5.75	5.75	5.84
BANQUE AUDI PREFERRED "G"	1.50	150.45		1.50	100.00	150.45	USD	-	-	100.30	-	-	-	100.30
BANQUE AUDI PREFERRED "H"	0.75	75.45		0.75	100.00	75.45	USD	-	-	100.60	-	-	-	100.60
BANQUE AUDI PREFERRED "I"	2.50	249.88		2.50	100.00	249.88	USD	-	-	99.95	-	-	-	99.95
BANQUE AUDI PREFERRED "J"	2.75	274.86		2.75	100.00	274.86	USD	1,000	99,950	99.95	99.95	99.95	99.95	99.95
BANK OF BEIRUT	17.75	333.63	50.47			948.79	USD	4,090	76,892	18.80	18.80	18.80	18.80	18.80
BANK OF BEIRUT PRIORITY	4.76	100.00				100.00	USD	-	-	21.00	-	-	-	21.00
BANK OF BEIRUT PREFERRED SHARES "H"	5.40	139.86		5.40	25.00	139.86	USD	-	-	25.90	-	-	-	25.90
BANK OF BEIRUT PREFERRED SHARES "I"	5.00	127.50		5.00	25.00	127.50	USD	-	-	25.50	-	-	-	25.50
BANK OF BEIRUT PREFERRED SHARES "J"	3.00	76.95		3.00	25.00	76.95	USD	-	-	25.65	-	-	-	25.65
BANK OF BEIRUT PREFERRED SHARES "K"	4.00	101.40		4.00	25.00	101.40	USD	-	-	25.35	-	-	-	25.35
BYBLOS BANK	565.52	904.82	565.52			904.82	USD	-	-	1.60	-	-	-	1.60
BYBLOS BANK GDR	1.31	101.72				101.72	USD	-	-	77.70	-	-	-	77.70
BYBLOS BANK PREFERRED SHARES 2008	2.00	203.20		2.00	100.00	203.20	USD	-	-	101.60	-	-	-	101.60
BYBLOS BANK PREFERRED SHARES 2009	2.00	204.00		2.00	96.00	204.00	USD	400	40,800	102.00	102.00	102.00	102.00	101.00
BQ.EUROPEENNE PR.M.O	51.40	66.82	62.00			80.60	USD	-	-	1.30	-	-	-	1.30
BQ.EUROPEENNE PR.M.O PREFERRED 20	0.35	36.16		0.35	100.00	36.16	USD	-	-	103.30	-	-	-	103.30
BLOM BANK GDR	73.90	938.48				938.48	USD	-	-	12.70	-	-	-	12.70
BLOM BANK	215.00	2502.60	215.00			2502.60	USD	-	-	11.64	-	-	-	11.64
RASAMNY-YOUNIS MOTORS CO	10.92	35.49	27.30			88.73	USD	-	-	3.25	-	-	-	3.25
HOLCIM Lban	19.52	282.20	19.52			282.20	USD	-	-	14.46	-	-	-	14.46
STE DES CIMENTS BLANCS N	9.00	19.44	3.00			6.48	USD	-	-	2.16	-	-	-	2.25

TOTAL EXECUTED	1,755.67	11,445.64	1,660.25	12,190.80	29,303	\$372,672
Official USD Closing	1507.5					

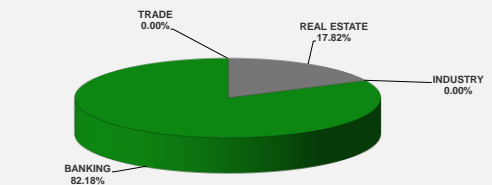
LEBANESE GLOBAL DEPOSITARY RECEIPTS	SHARES MM	BID \$	ASK \$	MID PRICE \$
BLOM BANK	73.90	12.65	12.75	12.70
BYBLOS BANK	1.31	74.00	0.00	0.00
AUDI BANK	116.24	5.70	5.85	5.78

STOCK INDEX	VALUE	PREVIOUS VALUE	% OF CHANGE
MARKET VALUE WEIGHTED INDEX	93.83	94.58	-0.79%
NUMBER OF TRANSACTIONS	15		

BEIRUT STOCK EXCHANGE DAILY TRADING VOLUME



BEIRUT STOCK EXCHANGE DAILY TRADING VALUE \$



Disclaimer: The Capital Markets Authority (CMA) publishes reports for general information purposes only. However, under no circumstances the CMA will accept any responsibility or liability in connection with the use of the information provided in these reports or on this website.

MATURITY	CURRENCY	ISSUED AMOUNT (MM)	OUTSTANDING AMOUNT (MM)	COUPON	ISSUE P.	BIDS	ASKS	MID. P	YIELD	SPREAD	DURATION	CONVEXITY
Lebanon / 27-12-2017	USD	950.00	#N/A *The record could not be found	5.000	100.000	#N/A *The record could not be found	#N/A *The record could not be found	#N/A *The record could not be found	#N/A *The record could not be found	#VALUE!	#N/A *The record could not be found	#N/A *The record could not be found
Lebanon / 31-12-2017	USD	2,007.51	#N/A *The record could not be found	4.000	100.000	#N/A *The record could not be found	#N/A *The record could not be found	#N/A *The record could not be found	#N/A *The record could not be found	#VALUE!	#N/A *The record could not be found	#N/A *The record could not be found
Lebanon / 07-03-2018	USD	700.00	35.00	5.000	100.000	98.000	98.125	98.000	16.490	15.456	0.170	0.058
Lebanon / 27-05-2018	USD	200.00	10.00	5.000	100.000	98.000	98.250	98.000	10.186	8.721	0.382	0.292
Lebanon / 12-06-2018	USD	700.00	700.00	5.150	100.000	100.000	102.000	100.000	5.134	3.636	0.433	0.380
Lebanon / 12-11-2018	USD	1,025.00	1,025.00	5.150	100.000	99.610	100.100	99.610	5.614	3.855	0.821	1.080
Lebanon / 28-11-2018	EUR	445.00	445.00	5.350	100.000	101.250	102.250	101.250	3.889	4.550	0.873	1.523
Lebanon / 23-04-2019	USD	500.00	500.00	6.750	100.000	100.000	101.000	100.000	5.493	3.758	1.232	2.150
Lebanon / 20-05-2019	USD	650.00	650.00	6.000	100.000	100.300	101.000	100.300	5.764	4.005	1.299	2.350
Lebanon / 28-11-2019	USD	1,500.00	1,500.00	5.450	100.000	99.150	100.000	99.150	5.926	4.030	1.771	4.080
Lebanon / 09-03-2020	USD	1,200.00	1,200.00	6.375	100.000	100.060	100.840	100.060	6.339	4.448	1.971	5.032
Lebanon / 14-04-2020	USD	700.00	700.00	5.800	100.000	98.600	99.400	98.600	6.465	4.572	2.075	5.489
Lebanon / 19-06-2020	USD	600.00	600.00	6.150	100.000	99.250	100.250	99.250	6.484	4.587	2.243	6.310
Lebanon / 12-04-2021	USD	2,092.47	2,092.47	8.250	100.000	104.350	105.200	104.350	6.741	4.755	2.801	9.850
Lebanon / 27-05-2022	USD	500.00	500.00	6.250	100.000	97.750	98.750	97.750	6.849	4.626	3.757	17.080
Lebanon / 04-10-2022	USD	1,540.00	1,540.00	6.100	100.000	97.250	98.150	97.250	6.786	4.564	4.017	19.517
Lebanon / 27-01-2023	USD	1,100.00	1,100.00	6.000	100.000	95.800	97.000	95.800	6.998	4.777	4.169	21.400
Lebanon / 26-05-2023	USD	500.00	500.00	6.400	100.000	96.750	97.750	96.750	7.134	4.911	4.448	24.000
Lebanon / 22-04-2024	USD	700.00	700.00	6.650	100.000	98.160	98.450	98.160	7.014	4.666	4.996	30.730
Lebanon / 04-11-2024	USD	500.00	538.47	6.250	100.000	94.950	96.100	94.950	7.196	4.851	5.384	35.586
Lebanon / 03-12-2024	USD	250.00	250.00	7.000	100.000	98.550	99.497	98.550	7.269	4.921	5.365	35.560
Lebanon / 26-02-2025	USD	800.00	800.00	6.200	100.000	94.260	95.190	94.260	7.241	4.894	5.510	37.833
Lebanon / 12-06-2025	USD	800.00	800.00	6.250	100.000	94.000	96.000	94.000	7.309	4.962	5.790	41.140
Lebanon / 27-11-2026	USD	1,600.00	1,600.00	6.600	100.000	95.290	96.300	95.290	7.328	4.906	6.536	53.772
Lebanon / 23-03-2027	USD	1,250.00	1,250.00	6.850	100.000	95.930	95.940	95.930	7.466	5.038	6.553	55.268
Lebanon / 29-11-2027	USD	1,000.00	1,000.00	6.750	100.000	95.450	96.320	95.450	7.405	4.982	7.012	62.910
Lebanon / 03-11-2028	USD	500.00	893.20	6.650	100.000	93.600	94.590	93.600	7.523	5.099	7.420	71.654
Lebanon / 25-05-2029	USD	1,000.00	1,000.00	6.850	100.000	94.250	95.250	94.250	7.613	5.178	7.642	76.620
Lebanon / 26-02-2030	USD	1,400.00	1,400.00	6.650	100.000	92.000	93.000	92.000	7.673	5.237	7.852	83.044
Lebanon / 22-04-2031	USD	300.00	300.00	7.000	100.000	94.430	94.820	94.430	7.674	5.241	8.288	93.650
Lebanon / 23-03-2032	USD	1,000.00	1,000.00	7.000	100.000	93.460	94.590	93.460	7.766	5.341	8.548	101.658
Lebanon / 02-11-2035	USD	600.00	600.00	7.050	100.000	92.950	94.200	92.950	7.786	5.363	9.662	135.793
Lebanon / 23-03-2037	USD	750.00	750.00	7.250	100.000	92.950	94.100	92.950	7.971	5.549	9.763	143.527
TOTAL PUBLIC SECTOR EUROBONDS		29,451.561	#VALUE!									

EURO CDS
Not Available

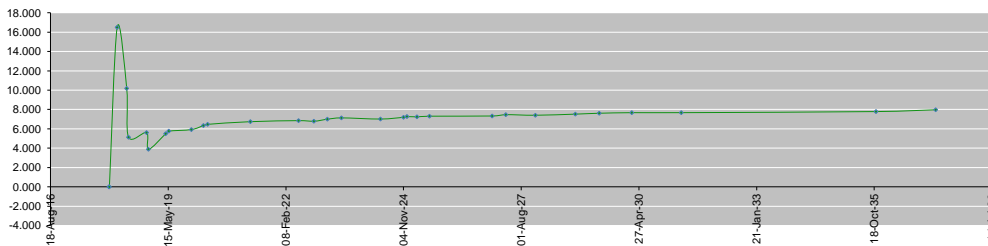
MATURITY	SIZE MM	TYPE	COUPON	Issue P.	BID \$	Ask \$	MID. P	YIELD	SPREAD	DURATION	CONVEXITY
BANK MED S.A.L/14-12-2017	USD 500	Euro CD	5.38	99.46	#N/A *The record could not be found	#N/A *The record could not be found	#N/A *The record could not be found	Id not be found	#VALUE! Id not be found	#N/A *The record could not be found	#N/A *The record could not be found
BANK BYBLOS S.A.L/21-06-2021	USD 300	Note	7	100	100.83	101.14	100.83	6.73	4.74	3.04	11.28

World Yields in Native Terms	O/N	3 Months	6 Months	9 Months	1 Year	2 Years	3 Years	5 Years	7 Years	10 Years	30 Years
EUR	-	-0.89	-0.84	-0.63	-0.67	-0.62	-0.50	-0.21	0.04	0.45	1.29
U.S.A	-	1.42	1.56	--	1.76	1.90	1.99	2.22	2.35	2.43	2.76
U.K	-	0.34	0.40	--	0.39	0.47	0.52	0.76	0.98	1.25	1.81
Japan	-	-0.16	-0.11	-0.11	-0.14	-0.14	-0.11	-0.10	-0.05	0.05	0.81

Libor	USD	EUR	JPY	GBP
1 Months	1.56	-0.41	-0.03	0.50
2 Months	1.62	-0.39	-0.02	0.51
3 Months	1.69	-0.38	-0.02	0.52
6 Months	1.84	-0.32	0.02	0.58
1 Year	2.11	-0.24	0.12	0.77

Spot Rates	Bid	Ask
Lebanese Pound	1511.00	1521.00
Euro	1.21	1.2059
British Sterling Pound	1.36	1.3560
Japanese Yen	112.11	112.1200
Gold	1313.71	1314.48

Lebanese Republic USD Eurobonds Yield Curve



Disclaimer: The Capital Markets Authority (CMA) publishes reports for general information purposes only. However, under no circumstances the CMA will accept any responsibility or liability in connection with the use of the information provided in these reports or on this website.

Contact us by email: research@cma.gov.lb