

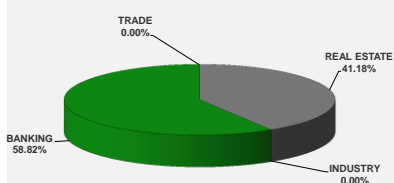
LISTED COMPANIES	LISTED SHARES	MARKET CAP.	TOTAL ORDINARY SHARES	PREFERRED SHARES	PREFERRED SHARES ISSUE PRICE	TOTAL MARKET CAP.	CUR.	TRADED VOLUME	TRADED VALUE	CLOSING PRICE	OPEN PRICE	HIGH PRICE	LOW PRICE	PREVIOUS PRICE
	(MM)	(MM \$)	(MM)	(MM)	USD	(MM \$)								
SOLIDERE A	100.00	796.00	100.00			796.00	USD	14,350	114,607	7.96	8.00	8.00	7.86	7.90
SOLIDERE B	65.00	512.20	65.00			512.20	USD	12,379	97,317	7.88	7.77	8.00	7.77	7.87
BQ.LIB. POUR LE COMMERCE	71.03	66.06	152.70			142.01	USD	-	-	0.93	-	-	-	0.93
BQ.LIB. POUR LE COMMERCE PEF. "B"	0.55	55.00		0.55		55.00	USD	-	-	100.00	-	-	-	100.00
BQ.LIB. POUR LE COMMERCE PEF. "C"	0.35	35.00		0.35		35.00	USD	-	-	100.00	-	-	-	100.00
BQ.LIB. POUR LE COMMERCE PEF. "D"	0.75	75.00		0.75		75.00	USD	-	-	100.00	-	-	-	100.00
BANQUE AUDI	399.75	2298.56	399.75			2298.56	USD	4,535	26,076	5.75	5.75	5.75	5.75	5.75
BANQUE AUDI GDR	119.92	689.57				689.57	USD	-	-	5.75	-	-	-	5.75
BANQUE AUDI PREFERRED "G"	1.50	150.45		1.50	100.00	150.45	USD	-	-	100.30	-	-	-	100.30
BANQUE AUDI PREFERRED "H"	0.75	75.00		0.75	100.00	75.00	USD	1,500	150,000	100.00	100.00	100.00	100.00	100.00
BANQUE AUDI PREFERRED "I"	2.50	249.88		2.50	100.00	249.88	USD	-	-	99.95	-	-	-	99.95
BANQUE AUDI PREFERRED "J"	2.75	274.86		2.75	100.00	274.86	USD	-	-	99.95	-	-	-	99.95
BANK OF BEIRUT	17.75	333.63	50.47			948.79	USD	-	-	18.80	-	-	-	18.80
BANK OF BEIRUT PRIORITY	4.76	100.00				100.00	USD	-	-	21.00	-	-	-	21.00
BANK OF BEIRUT PREFERRED SHARES "H"	5.40	139.86		5.40	25.00	139.86	USD	-	-	25.90	-	-	-	25.90
BANK OF BEIRUT PREFERRED SHARES "I"	5.00	127.50		5.00	25.00	127.50	USD	-	-	25.50	-	-	-	25.50
BANK OF BEIRUT PREFERRED SHARES "J"	3.00	76.95		3.00	25.00	76.95	USD	-	-	25.65	-	-	-	25.65
BANK OF BEIRUT PREFERRED SHARES "K"	4.00	101.40		4.00	25.00	101.40	USD	-	-	25.35	-	-	-	25.35
BYBLOS BANK	565.52	893.51	565.52			893.51	USD	6,734	10,630	1.58	1.58	1.60	1.55	1.60
BYBLOS BANK GDR	1.31	101.72				101.72	USD	-	-	77.70	-	-	-	77.70
BYBLOS BANK PREFERRED SHARES 2008	2.00	203.20		2.00	100.00	203.20	USD	-	-	101.60	-	-	-	101.60
BYBLOS BANK PREFERRED SHARES 2009	2.00	204.00		2.00	96.00	204.00	USD	-	-	102.00	-	-	-	102.00
BQ.EUROPEENNE PR.M.O	51.40	66.82	62.00			80.60	USD	-	-	1.30	-	-	-	1.30
BQ.EUROPEENNE PR.M.O PREFERRED 20	0.35	36.16		0.35	100.00	36.16	USD	-	-	103.30	-	-	-	103.30
BLOM BANK GDR	73.90	942.91				942.91	USD	22,800	290,867	12.76	12.75	12.76	12.75	12.70
BLOM BANK	215.00	2509.05	215.00			2509.05	USD	2,610	30,466	11.67	11.60	11.70	11.60	11.64
RASAMNY-YOUNIS MOTORS CO	10.92	35.49	27.30			88.73	USD	-	-	3.25	-	-	-	3.25
HOLCIM Lban	19.52	282.20	19.52			282.20	USD	-	-	14.46	-	-	-	14.46
STE DES CIMENTS BLANCS N	9.00	19.44	3.00			6.48	USD	-	-	2.16	-	-	-	2.25

TOTAL EXECUTED	1,755.67	11,451.42	1,660.25	12,196.58	64,908	\$719,963
Official USD Closing	1507.5					

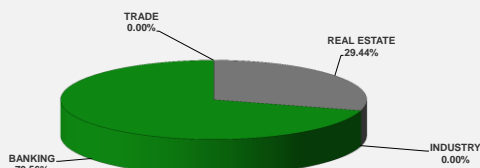
LEBANESE GLOBAL DEPOSITARY RECEIPTS	SHARES MM	BID \$	ASK \$	MID PRICE \$
BLOM BANK	73.90	12.70	12.80	12.75
BYBLOS BANK	1.31	74.00	0.00	0.00
AUDI BANK	116.24	5.70	5.90	5.80

STOCK INDEX	VALUE	PREVIOUS VALUE	% OF CHANGE
MARKET VALUE WEIGHTED INDEX	94.18	93.83	0.36%
NUMBER OF TRANSACTIONS	38		

BEIRUT STOCK EXCHANGE DAILY TRADING VOLUME



BEIRUT STOCK EXCHANGE DAILY TRADING VALUE \$



Disclaimer: The Capital Markets Authority (CMA) publishes reports for general information purposes only. However, under no circumstances the CMA will accept any responsibility or liability in connection with the use of the information provided in these reports or on this website.

MATURITY	CURRENCY	ISSUED AMMOUNT (MM)	OUTSTANDING AMOUNT (MM)	COUPON	ISSUE P.	BID\$	ASK\$	MID. P	YIELD	SPREAD	DURATION	CONVEXITY
Lebanon / 07-03-2018	USD	700.00	35.00	5.000	100.000	98.000	98.125	98.000	16.673	15.575	0.168	0.056
Lebanon / 27-05-2018	USD	200.00	10.00	5.000	100.000	98.000	98.250	98.000	10.221	8.678	0.380	0.288
Lebanon / 12-06-2018	USD	700.00	700.00	5.150	100.000	99.875	101.875	99.875	5.426	3.852	0.430	0.370
Lebanon / 12-11-2018	USD	1,025.00	1,025.00	5.150	100.000	99.800	100.240	99.800	5.385	3.572	0.819	1.076
Lebanon / 28-11-2018	EUR	445.00	445.00	5.350	100.000	101.375	102.375	101.375	3.743	4.395	0.871	1.518
Lebanon / 23-04-2019	USD	500.00	500.00	6.750	100.000	99.750	101.750	99.750	5.695	3.881	1.230	2.140
Lebanon / 20-05-2019	USD	650.00	650.00	6.000	100.000	100.400	101.150	100.400	5.687	3.872	1.297	2.350
Lebanon / 28-11-2019	USD	1,500.00	1,500.00	5.450	100.000	99.650	100.050	99.650	5.644	3.727	1.770	4.075
Lebanon / 09-03-2020	USD	1,200.00	1,200.00	6.375	100.000	100.220	101.090	100.220	6.260	4.348	1.969	5.025
Lebanon / 14-04-2020	USD	700.00	700.00	5.800	100.000	98.750	99.650	98.750	6.394	4.484	2.073	5.483
Lebanon / 19-06-2020	USD	600.00	600.00	6.150	100.000	99.250	100.250	99.250	6.484	4.571	2.243	6.310
Lebanon / 12-04-2021	USD	2,092.47	2,092.47	8.250	100.000	104.232	104.529	104.232	6.779	4.782	2.796	9.820
Lebanon / 27-05-2022	USD	500.00	500.00	6.250	100.000	97.750	98.750	97.750	6.849	4.613	3.754	17.060
Lebanon / 04-10-2022	USD	1,540.00	1,540.00	6.100	100.000	97.850	98.450	97.850	6.634	4.397	4.018	19.526
Lebanon / 27-01-2023	USD	1,100.00	1,100.00	6.000	100.000	96.350	97.450	96.350	6.865	4.625	4.171	21.410
Lebanon / 26-05-2023	USD	500.00	500.00	6.400	100.000	97.500	98.500	97.500	6.962	4.726	4.452	24.040
Lebanon / 22-04-2024	USD	700.00	700.00	6.650	100.000	98.290	98.700	98.290	6.988	4.625	4.995	30.720
Lebanon / 04-11-2024	USD	500.00	538.47	6.250	100.000	95.600	96.590	95.600	7.071	4.706	5.388	35.631
Lebanon / 03-12-2024	USD	250.00	250.00	7.000	100.000	99.300	99.900	99.300	7.128	4.764	5.370	35.606
Lebanon / 26-02-2025	USD	800.00	800.00	6.200	100.000	94.950	95.970	94.950	7.112	4.746	5.518	37.909
Lebanon / 12-06-2025	USD	800.00	800.00	6.250	100.000	94.500	96.500	94.500	7.218	4.851	5.794	41.180
Lebanon / 27-11-2026	USD	1,600.00	1,600.00	6.600	100.000	95.800	96.900	95.800	7.247	4.801	6.543	53.856
Lebanon / 23-03-2027	USD	1,250.00	1,250.00	6.850	100.000	97.300	97.830	97.300	7.255	4.810	6.581	55.619
Lebanon / 29-11-2027	USD	1,000.00	1,000.00	6.750	100.000	95.950	96.950	95.950	7.331	4.884	7.021	63.020
Lebanon / 03-11-2028	USD	500.00	893.20	6.650	100.000	94.000	95.140	94.000	7.466	5.019	7.428	71.771
Lebanon / 25-05-2029	USD	1,000.00	1,000.00	6.850	100.000	94.750	95.750	94.750	7.544	5.092	7.652	76.760
Lebanon / 26-02-2030	USD	1,400.00	1,400.00	6.650	100.000	92.900	93.850	92.900	7.552	5.103	7.874	83.382
Lebanon / 22-04-2031	USD	300.00	300.00	7.000	100.000	94.680	96.070	94.680	7.642	5.193	8.308	93.990
Lebanon / 23-03-2032	USD	1,000.00	1,000.00	7.000	100.000	93.960	95.090	93.960	7.705	5.259	8.562	101.910
Lebanon / 02-11-2035	USD	600.00	600.00	7.050	100.000	93.710	94.950	93.710	7.703	5.256	9.694	136.458
Lebanon / 23-03-2037	USD	750.00	750.00	7.250	100.000	93.950	95.190	93.950	7.864	5.418	9.814	144.633
TOTAL PUBLIC SECTOR EUROBONDS		26,492.715	26,069.38									

EURO CDS

Not Available

LEBANESE PRIVATE SECTOR EUROBONDS

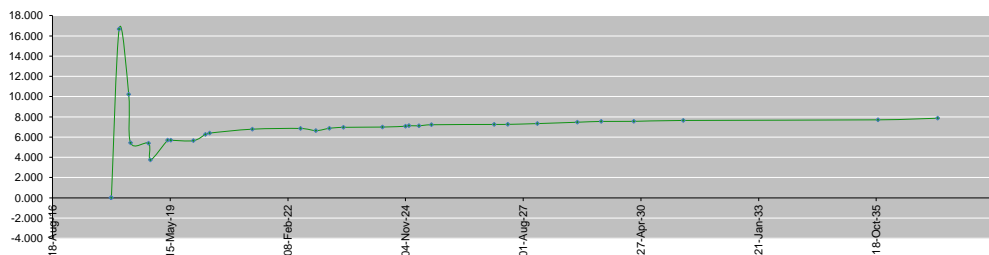
MATURITY	SIZE MM	TYPE	COUPON	Issue P.	BID \$	Ask \$	MID. P	YIELD	SPREAD	DURATION	CONVEXITY
BANK MED S.A.L/14-12-2017	USD 500	Euro CD	5.38	99.46	#N/A *The record could not be found	#N/A *The record could not be found	#N/A *The record could not be found	Id not be found	#VALUE! Id not be found	Id not be found	#N/A *The record could not be found
BANK BYBLOS S.A.L/21-06-2021	USD 300	Note	7	100	100.80	101.10	100.80	6.74	4.74	3.03	11.26

World Yields in Native Terms	O/N	3 Months	6 Months	9 Months	1 Year	2 Years	3 Years	5 Years	7 Years	10 Years	30 Years
EUR	-	-0.88	-0.79	-0.61	-0.66	-0.63	-0.51	-0.22	0.03	0.44	1.27
U.S.A	-	1.42	1.60	--	1.82	1.92	2.01	2.24	2.37	2.45	2.79
U.K	-	0.33	0.40	--	0.40	0.47	0.51	0.74	0.95	1.22	1.78
Japan	-	-0.16	-0.11	-0.11	-0.14	-0.14	-0.11	-0.10	-0.05	0.05	0.81

Libor	USD	EUR	JPY	GBP
1 Months	1.56	-0.41	-0.02	0.50
2 Months	1.62	-0.39	-0.02	0.50
3 Months	1.70	-0.38	-0.02	0.52
6 Months	1.84	-0.32	0.02	0.58
1 Year	2.11	-0.24	0.12	0.77

Spot Rates	Bid	Ask
Lebanese Pound	1510.48	1515.75
Euro	1.20	1.2029
British Sterling Pound	1.36	1.3561
Japanese Yen	112.23	112.2600
Gold	1315.12	1316.62

Lebanese Republic USD Eurobonds Yield Curve



Disclaimer: The Capital Markets Authority (CMA) publishes reports for general information purposes only. However, under no circumstances the CMA will accept any responsibility or liability in connection with the use of the information provided in these reports or on this website.

Contact us by email: research@cma.gov.lb