

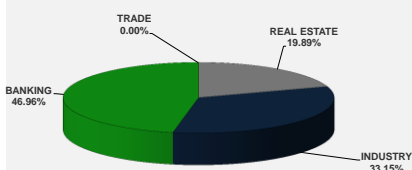
LISTED COMPANIES	LISTED SHARES	MARKET CAP.	TOTAL ORDINARY SHARES	PREFERRED SHARES	PREFERRED SHARES ISSUE PRICE	TOTAL MARKET CAP.	CUR.	TRADED VOLUME	TRADED VALUE	CLOSING PRICE	OPEN PRICE	HIGH PRICE	LOW PRICE	PREVIOUS PRICE
	(MM)	(MM \$)	(MM)	(MM)	USD	(MM \$)								
SOLIDERE A	100.00	800.00	100.00			800.00	USD	7,087	56,841	8.00	8.00	8.10	8.00	8.00
SOLIDERE B	65.00	519.35	65.00			519.35	USD	1,912	15,279	7.99	7.80	8.00	7.80	8.11
BQ.LIB. POUR LE COMMERCE	71.03	66.06	152.70			142.01	USD	-	-	0.93	-	-	-	0.93
BQ.LIB. POUR LE COMMERCE PEF. "B"	0.55	55.00		0.55		55.00	USD	-	-	100.00	-	-	-	100.00
BQ.LIB. POUR LE COMMERCE PEF. "C"	0.35	35.00		0.35		35.00	USD	-	-	100.00	-	-	-	100.00
BQ.LIB. POUR LE COMMERCE PEF. "D"	0.75	75.75		0.75		75.75	USD	-	-	101.00	-	-	-	101.00
BANQUE AUDI	399.75	2394.50	399.75			2394.50	USD	-	-	5.99	-	-	-	5.99
BANQUE AUDI GDR	119.92	713.55				713.55	USD	5,000	29,750	5.95	5.95	5.95	5.95	5.77
BANQUE AUDI PREFERRED "G"	1.50	150.45		1.50	100.00	150.45	USD	500	50,150	100.30	100.30	100.30	100.30	100.30
BANQUE AUDI PREFERRED "H"	0.75	75.00		0.75	100.00	75.00	USD	-	-	100.00	-	-	-	100.00
BANQUE AUDI PREFERRED "I"	2.50	250.00		2.50	100.00	250.00	USD	-	-	100.00	-	-	-	100.00
BANQUE AUDI PREFERRED "J"	2.75	275.00		2.75	100.00	275.00	USD	-	-	100.00	-	-	-	100.00
BANK OF BEIRUT	17.75	333.63	50.47			948.79	USD	-	-	18.80	-	-	-	18.80
BANK OF BEIRUT PRIORITY	4.76	100.00				100.00	USD	-	-	21.00	-	-	-	21.00
BANK OF BEIRUT PREFERRED SHARES "H"	5.40	139.86		5.40	25.00	139.86	USD	-	-	25.90	-	-	-	25.90
BANK OF BEIRUT PREFERRED SHARES "I"	5.00	129.25		5.00	25.00	129.25	USD	-	-	25.85	-	-	-	25.85
BANK OF BEIRUT PREFERRED SHARES "J"	3.00	77.55		3.00	25.00	77.55	USD	-	-	25.85	-	-	-	25.85
BANK OF BEIRUT PREFERRED SHARES "K"	4.00	103.00		4.00	25.00	103.00	USD	-	-	25.75	-	-	-	25.75
BYBLOS BANK	565.52	899.17	565.52			899.17	USD	-	-	1.59	-	-	-	1.59
BYBLOS BANK GDR	1.31	101.72				101.72	USD	-	-	77.70	-	-	-	77.70
BYBLOS BANK PREFERRED SHARES 2008	2.00	209.80		2.00	100.00	209.80	USD	-	-	104.90	-	-	-	104.90
BYBLOS BANK PREFERRED SHARES 2009	2.00	209.80		2.00	96.00	209.80	USD	-	-	104.90	-	-	-	104.90
BQ.EUROPEENNE PR.M.O	51.40	66.82	62.00			80.60	USD	-	-	1.30	-	-	-	1.30
BQ.EUROPEENNE PR.M.O PREFERRED 20	0.35	36.16		0.35	100.00	36.16	USD	-	-	103.30	-	-	-	103.30
BLOM BANK GDR	73.90	947.35				947.35	USD	1,000	12,819	12.82	12.90	12.90	12.80	12.90
BLOM BANK	215.00	2580.00	215.00			2580.00	USD	14,750	177,000	12.00	12.00	12.00	12.00	11.75
RASAMNY-YOUNIS MOTORS CO	10.92	35.49	27.30			88.73	USD	-	-	3.25	-	-	-	3.25
HOLCIM Liban	19.52	299.57	19.52			299.57	USD	15,000	230,250	15.35	15.35	15.35	15.35	14.25
STE DES CIMENTS BLANCS N	9.00	20.43	3.00			6.81	USD	-	-	2.27	-	-	-	2.27

TOTAL EXECUTED	1,755.67	11,699.25	1,660.25	12,443.75	45,249	\$572,089
Official USD Closing	1507.5					

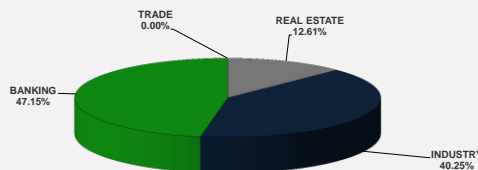
LEBANESE GLOBAL DEPOSITARY RECEIPTS	SHARES MM	BID \$	ASK \$	MID PRICE \$
BLOM BANK	73.90	12.80	13.00	12.90
BYBLOS BANK	1.31	76.00	0.00	0.00
AUDI BANK	116.24	5.80	5.90	5.85

STOCK INDEX	VALUE	PREVIOUS VALUE	% OF CHANGE
MARKET VALUE WEIGHTED INDEX	96.47	96.42	0.05%
NUMBER OF TRANSACTIONS	31		

BEIRUT STOCK EXCHANGE DAILY TRADING VOLUME



BEIRUT STOCK EXCHANGE DAILY TRADING VALUE \$



Disclaimer: The Capital Markets Authority (CMA) publishes reports for general information purposes only. However, under no circumstances the CMA will accept any responsibility or liability in connection with the use of the information provided in these reports or on this website.

MATURITY	CURRENCY	ISSUED AMMOUNT (MM)	OUTSTANDING AMOUNT (MM)	COUPON	ISSUE P.	BIDS	ASKS	MID. P	YIELD	SPREAD	DURATION	CONVEXITY
Lebanon / 07-03-2018	USD	700.00	35.00	5.000	100.000	99.886	99.900	99.886	5.724	4.572	0.138	0.038
Lebanon / 27-05-2018	USD	200.00	10.00	5.000	100.000	99.879	99.914	99.879	5.305	3.887	0.354	0.251
Lebanon / 12-06-2018	USD	700.00	700.00	5.150	100.000	100.125	102.125	100.125	4.810	3.231	0.399	0.320
Lebanon / 12-11-2018	USD	1,025.00	1,025.00	5.150	100.000	100.060	100.590	100.060	5.065	3.285	0.788	1.012
Lebanon / 28-11-2018	EUR	445.00	445.00	5.350	100.000	101.500	102.500	101.500	3.533	4.165	0.842	1.417
Lebanon / 23-04-2019	USD	500.00	500.00	6.750	100.000	100.250	101.250	100.250	5.286	3.510	1.198	2.050
Lebanon / 20-05-2019	USD	650.00	650.00	6.000	100.000	100.760	101.540	100.760	5.398	3.618	1.266	2.250
Lebanon / 28-11-2019	USD	1,500.00	1,500.00	5.450	100.000	99.700	100.750	99.700	5.617	3.622	1.740	3.955
Lebanon / 09-03-2020	USD	1,200.00	1,200.00	6.375	100.000	101.620	102.390	101.620	5.559	3.567	1.944	4.919
Lebanon / 14-04-2020	USD	700.00	700.00	5.800	100.000	99.800	100.750	99.800	5.891	3.897	2.047	5.363
Lebanon / 19-06-2020	USD	600.00	600.00	6.150	100.000	100.375	101.375	100.375	5.979	3.982	2.215	6.170
Lebanon / 12-04-2021	USD	2,092.47	2,092.47	8.250	100.000	106.450	107.300	106.450	6.021	3.911	2.781	9.730
Lebanon / 27-05-2022	USD	500.00	500.00	6.250	100.000	99.750	100.750	99.750	6.314	3.971	3.738	16.920
Lebanon / 04-10-2022	USD	1,540.00	1,540.00	6.100	100.000	99.200	100.050	99.200	6.298	3.954	3.998	19.353
Lebanon / 27-01-2023	USD	1,100.00	1,100.00	6.000	100.000	97.850	99.000	97.850	6.508	4.162	4.153	21.250
Lebanon / 26-05-2023	USD	500.00	500.00	6.400	100.000	98.750	99.750	98.750	6.679	4.335	4.432	23.850
Lebanon / 22-04-2024	USD	700.00	700.00	6.650	100.000	99.375	100.375	99.375	6.771	4.297	4.979	30.530
Lebanon / 04-11-2024	USD	500.00	538.47	6.250	100.000	97.150	98.200	97.150	6.778	4.301	5.375	35.471
Lebanon / 03-12-2024	USD	250.00	250.00	7.000	100.000	101.250	102.250	101.250	6.768	4.291	5.364	35.523
Lebanon / 26-02-2025	USD	800.00	800.00	6.200	100.000	95.750	96.750	95.750	6.967	4.488	5.496	37.651
Lebanon / 12-06-2025	USD	800.00	800.00	6.250	100.000	96.250	98.250	96.250	6.904	4.427	5.785	41.050
Lebanon / 27-11-2026	USD	1,600.00	1,600.00	6.600	100.000	97.630	98.820	97.630	6.961	4.413	6.543	53.818
Lebanon / 23-03-2027	USD	1,250.00	1,250.00	6.850	100.000	98.500	99.500	98.500	7.073	4.527	6.576	55.513
Lebanon / 29-11-2027	USD	1,000.00	1,000.00	6.750	100.000	98.200	99.500	98.200	7.004	4.456	7.036	63.190
Lebanon / 03-11-2028	USD	500.00	893.20	6.650	100.000	96.300	97.050	96.300	7.146	4.597	7.444	71.963
Lebanon / 25-05-2029	USD	1,000.00	1,000.00	6.850	100.000	96.250	97.250	96.250	7.341	4.793	7.656	76.790
Lebanon / 26-02-2030	USD	1,400.00	1,400.00	6.650	100.000	94.650	95.750	94.650	7.323	4.772	7.892	83.635
Lebanon / 22-04-2031	USD	300.00	300.00	7.000	100.000	96.250	97.250	96.250	7.448	4.901	8.318	94.130
Lebanon / 23-03-2032	USD	1,000.00	1,000.00	7.000	100.000	96.100	97.100	96.100	7.448	4.902	8.601	102.559
Lebanon / 02-11-2035	USD	600.00	600.00	7.050	100.000	95.950	97.320	95.950	7.463	4.915	9.766	137.965
Lebanon / 23-03-2037	USD	750.00	750.00	7.250	100.000	95.900	96.940	95.900	7.660	5.113	9.874	145.997
TOTAL PUBLIC SECTOR EUROBONDS		26,502.861	26,079.53									

EURO CDS

Not Available

LEBANESE PRIVATE SECTOR EUROBONDS

MATURITY	SIZE MM	TYPE	COUPON	Issue P.	BID \$	Ask \$	MID. P	YIELD	SPREAD	DURATION	CONVEXITY
BANK BYBLOS S.A./21-06-2021	USD 300	Note	7	100	100.47	100.77	100.47	6.84	4.73	3.00	11.03

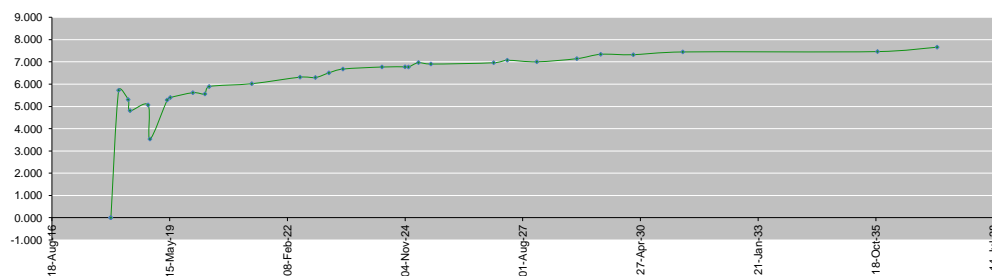
World Yields in Native Terms

	O/N	3 Months	6 Months	9 Months	1 Year	2 Years	3 Years	5 Years	7 Years	10 Years	30 Years
EUR	-	-0.71	-0.70	-0.62	-0.63	-0.58	-0.44	-0.13	0.13	0.51	1.32
U.S.A	-	1.45	1.60	--	1.78	2.00	2.12	2.35	2.48	2.55	2.85
U.K	-	0.40	0.42	--	0.47	0.59	0.64	0.85	1.05	1.32	1.82
Japan	-	-0.09	-0.09	-0.09	-0.13	-0.13	-0.08	-0.08	-0.02	0.08	0.84

Libor	USD	EUR	JPY	GBP
1 Months	1.56	-0.40	-0.04	0.50
2 Months	1.63	-0.39	-0.03	0.51
3 Months	1.72	-0.38	-0.03	0.52
6 Months	1.89	-0.33	0.02	0.58
1 Year	2.17	-0.25	0.11	0.78

Spot Rates	Bid	Ask
Lebanese Pound	1511.00	1521.00
Euro	1.23	1.2257
British Sterling Pound	1.38	1.3774
Japanese Yen	110.63	110.6600
Gold	1341.94	1342.07

Lebanese Republic USD Eurobonds Yield Curve



Disclaimer: The Capital Markets Authority (CMA) publishes reports for general information purposes only. However, under no circumstances the CMA will accept any responsibility or liability in connection with the use of the information provided in these reports or on this website.

Contact us by email: research@cma.gov.lb